



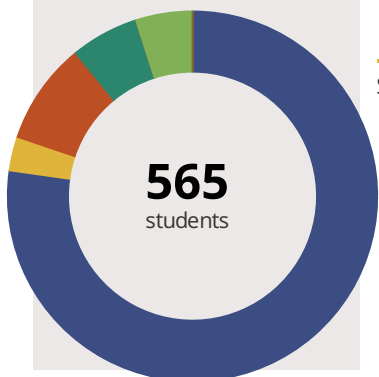
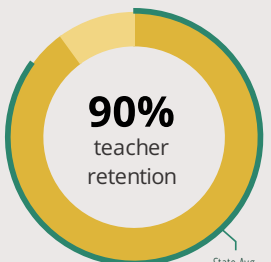
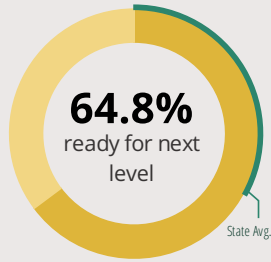
BENJAMIN FRANKLIN ELEM SCHOOL

350 BRYANT AVE GLEN ELLYN, IL 60137 5256 (630) 790-6400

Grades: P-5
District: GLEN ELLYN SD 41

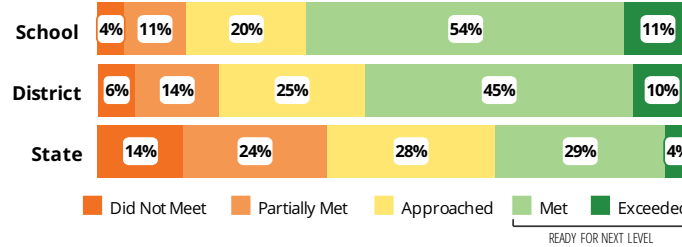
Principal: Mr. Jeffrey Burke
Superintendent: Dr. Paul Gordon

FAST FACTS



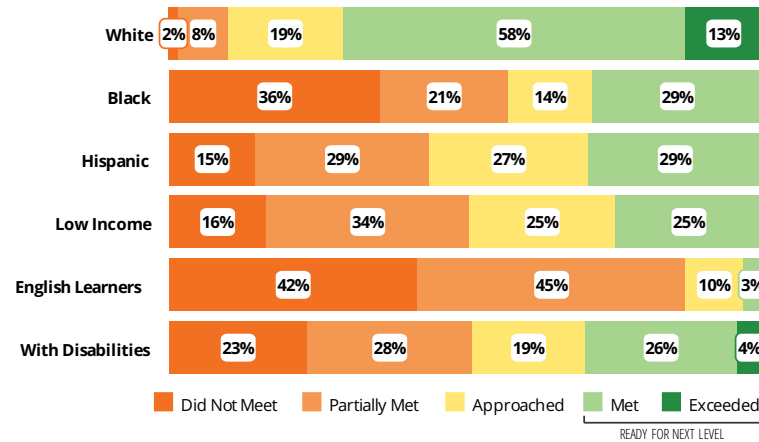
Academic Success

All Illinois students in grades 3-8 take the PARCC assessment each year. High school students take the PARCC in specific Math or English Language Arts (ELA) courses.



Success by Student Group

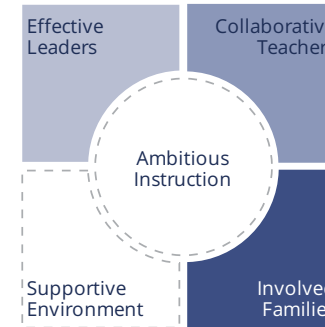
This display shows PARCC performance levels for each student group. No data is shown for groups with fewer than 10 students.



Student Characteristics

White	78%	Low Income	15%
Black	3%	English Learners	7%
Hispanic	9%	With Disabilities	11%
Asian	6%	Homeless	1%
American Indian	0%		
Two or More Races	5%		
Pacific Islander	0%		

School Environment

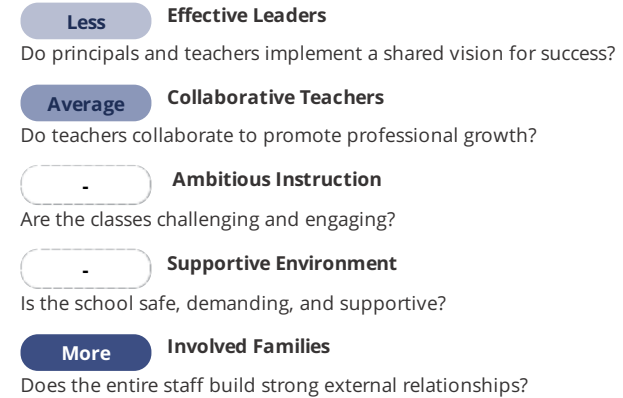


The **5Essentials Survey** allows students in grades 6-12 and all teachers to share their perspectives on essential conditions for learning. The anonymous survey consists of 5 components.

- Most implementation
- More implementation
- Average implementation
- Less implementation
- Least implementation
- Not Applicable/Low Response

Response Rates

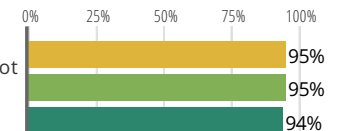
Students	-
Teachers	85%



Student Attendance and Mobility


Attendance Rate

Rate at which students are present at school, not including excused or unexcused absences



Chronic Truancy Rate

Percentage of students who have been absent without valid reasons for 5% or more of regular school days



Student Mobility

Percentage of students who transfer in or out of the school during the school year, not including graduates





BENJAMIN FRANKLIN ELEM SCHOOL

School Highlights

Academic Courses

Band, Gifted and Talented Programs, Orchestra

Career Development Courses and Programs

Physical Education, Health and Wellness

Athletics

Other Programs and Activities

After School Care, Before School Care, Chess Club, DARE program, Environmental Club, Family Nights, Language Clubs, Music Club, Parent Associations, Student Ambassadors

School Personnel Resources

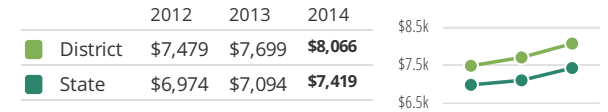
English as a Second Language Teacher, Librarian/Media Specialist, Paraprofessional, School Psychologist, School Social Worker, Special Education Teacher, Speech Language Pathologist-non teaching

School Awards

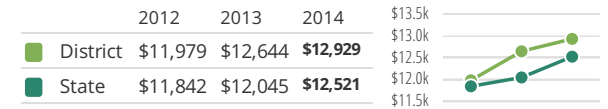
Facilities

District Finance

Instructional Spending per Pupil includes only the activities directly dealing with the teaching of students or the interaction between teachers and students.



Operational Spending per Pupil includes all costs for overall operations in this school's district, including Instructional Spending, but excluding summer school, adult education, capital expenditures, and long-term debt payments.



Educator Measures

This school has had **1 principal(s)** over the past 6 years. In the last three years, an average of **90% of teachers** return to this school each year.

FOR MORE INFORMATION

Visit IllinoisReportCard.com to see additional details about each item of information for this school. There you will find charts spanning multiple years, detailed explanations, resources, more of the school's programs and activities, and powerful tools that let you dig deeper into data.

Most of this data has been collected by ISBE from school districts through data systems. Some information, such as the School Highlights, is entered directly by principals and can be updated throughout the year.