



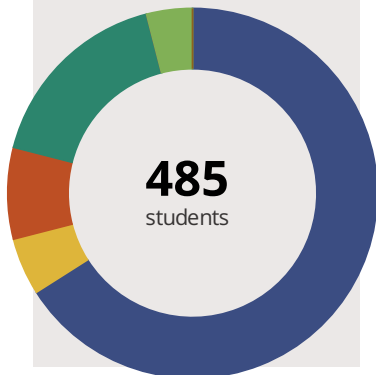
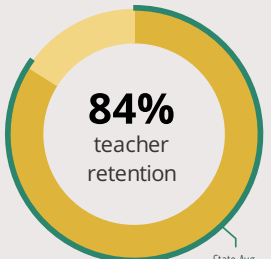
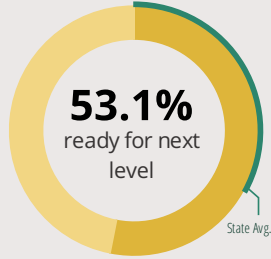
ABRAHAM LINCOLN ELEM SCHOOL

380 GREENFIELD AVE GLEN ELLYN, IL 60137 5310 (630) 790-6400

Grades: K-5
District: GLEN ELLYN SD 41

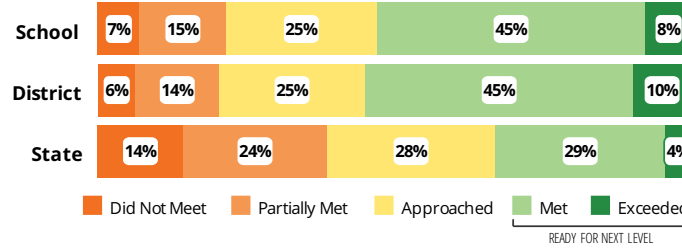
Principal: Ms.Linda Schweikhofer
Superintendent: Dr.Paul Gordon

FAST FACTS



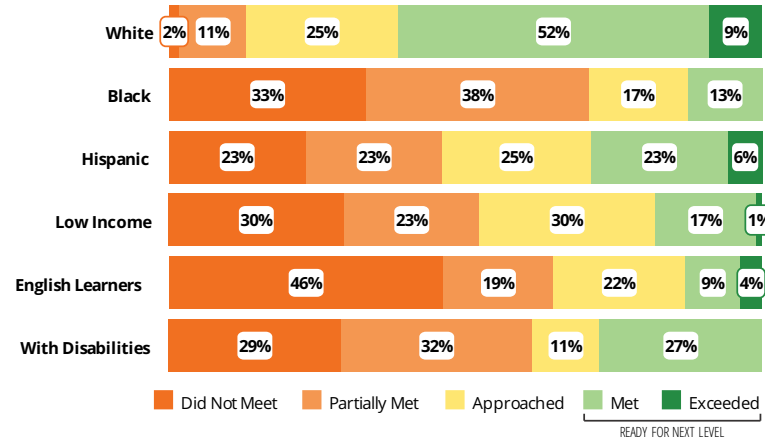
Academic Success

All Illinois students in grades 3-8 take the PARCC assessment each year. High school students take the PARCC in specific Math or English Language Arts (ELA) courses.



Success by Student Group

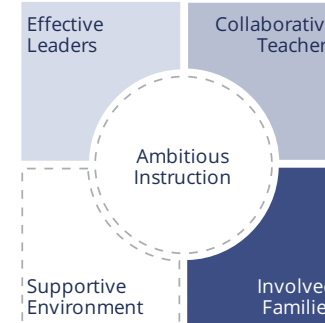
This display shows PARCC performance levels for each student group. No data is shown for groups with fewer than 10 students.



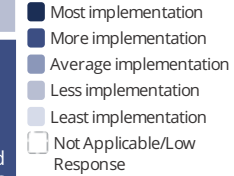
Student Characteristics

White	66%	Low Income	22%
Black	5%	English Learners	16%
Hispanic	8%	With Disabilities	11%
Asian	17%	Homeless	2%
American Indian	0%		
Two or More Races	4%		
Pacific Islander	0%		

School Environment



The **5Essentials Survey** allows students in grades 6-12 and all teachers to share their perspectives on essential conditions for learning. The anonymous survey consists of 5 components.



Response Rates

Students	-
Teachers	100%

Effective Leaders

Do principals and teachers implement a shared vision for success?

Collaborative Teachers

Do teachers collaborate to promote professional growth?

Ambitious Instruction

Are the classes challenging and engaging?

Supportive Environment

Is the school safe, demanding, and supportive?

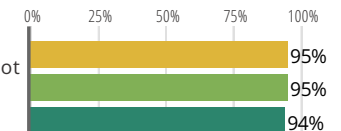
Involved Families

Does the entire staff build strong external relationships?

Student Attendance and Mobility

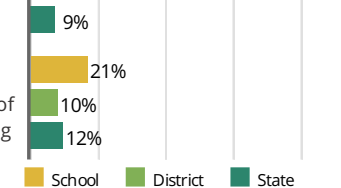
Attendance Rate

Rate at which students are present at school, not including excused or unexcused absences



Chronic Truancy Rate

Percentage of students who have been absent without valid reasons for 5% or more of regular school days



Student Mobility

Percentage of students who transfer in or out of the school during the school year, not including graduates



ABRAHAM LINCOLN ELEM SCHOOL

School Highlights

Academic Courses

The 21st Century Teaching and Learning Model defines the Lincoln School's academic path. As committed and strategic educators, we have an unwavering belief in people as learners, thinkers, leaders, and problem-solvers. Teachers work collaboratively in Professional Learning Communities to plan and differentiate instruction.

Physical Education, Health and Wellness

Our Physical Education program focuses on healthy living and lifelong fitness. Kindergarten students have 60 minutes of PE per week. Students in grades 2 and 3 have 105 minutes of PE per week. 4th and 5th grade students have 150 minutes of PE per week.

Other Programs and Activities

We are committed to guaranteeing relevant, engaging and transferable experiences by teaching beyond the curriculum to far-reaching issues. We partner closely with the Lincoln PTA to provide rich experiences that support student learning beyond the classroom. Additionally teachers share their passion for learning by sponsoring clubs and events.

School Awards

Abraham Lincoln School is a school of inquiry, innovation, and impact! We embrace Lincoln School is a school of inquiry, innovation, and impact! We embrace and model 21st Century teaching and learning. We open our doors welcoming educators outside our district to view the D41 Model in action.

Career Development Courses and Programs

Our 21st Century Teaching and Learning Model aligns to authentic, real-world work and exploration and is appropriate for all grades. The model is inquiry-based through the use of Problem-Based learning with transdisciplinary approaches and is grounded in state and national standards.

Athletics

School Personnel Resources

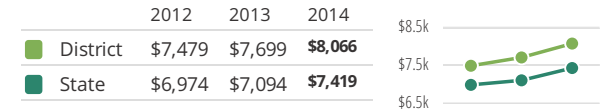
The 21st Century Teaching and Learning Model define's Lincoln School's academic path. As committed and strategic educators, we have an unwavering belief in people as learners, thinkers, leaders, and problem-solvers. Literacy, Mathematics, and Problem-Based Learning Coaches support instruction. Learning Characteristics, Work Habits, and

Facilities

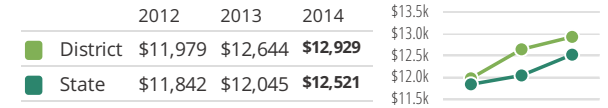
There are currently three sections of half-day kindergarten, five sections of 1st grade, and four sections of 3rd, 4th, and 5th grade. In addition the school has dedicated space for Music, Art, Reading Support, Advanced and Enriched Math , Special Education, Sensory, Band, Orchestra, and ELL instruction. Our 21st Century Digital Media Center i

District Finance

Instructional Spending per Pupil includes only the activities directly dealing with the teaching of students or the interaction between teachers and students.



Operational Spending per Pupil includes all costs for overall operations in this school's district, including Instructional Spending, but excluding summer school, adult education, capital expenditures, and long-term debt payments.



Educator Measures

This school has had **2 principal(s)** over the past 6 years. In the last three years, an average of **84% of teachers** return to this school each year.

FOR MORE INFORMATION

Visit IllinoisReportCard.com to see additional details about each item of information for this school. There you will find charts spanning multiple years, detailed explanations, resources, more of the school's programs and activities, and powerful tools that let you dig deeper into data.

Most of this data has been collected by ISBE from school districts through data systems. Some information, such as the School Highlights, is entered directly by principals and can be updated throughout the year.