

Parent Survey Results

Glen Ellyn School District 41

Winter 2020

SCHOOL PERCEPTIONS

Our mission is to help educational leaders gather, organize and use data to make strategic decisions.

- Founded in 2002 to provide independent and unbiased research
- Conducted over 10,000 parent, staff, student, and community surveys for school improvement
- Helped more than 600 districts navigate the strategic planning and referendum planning process

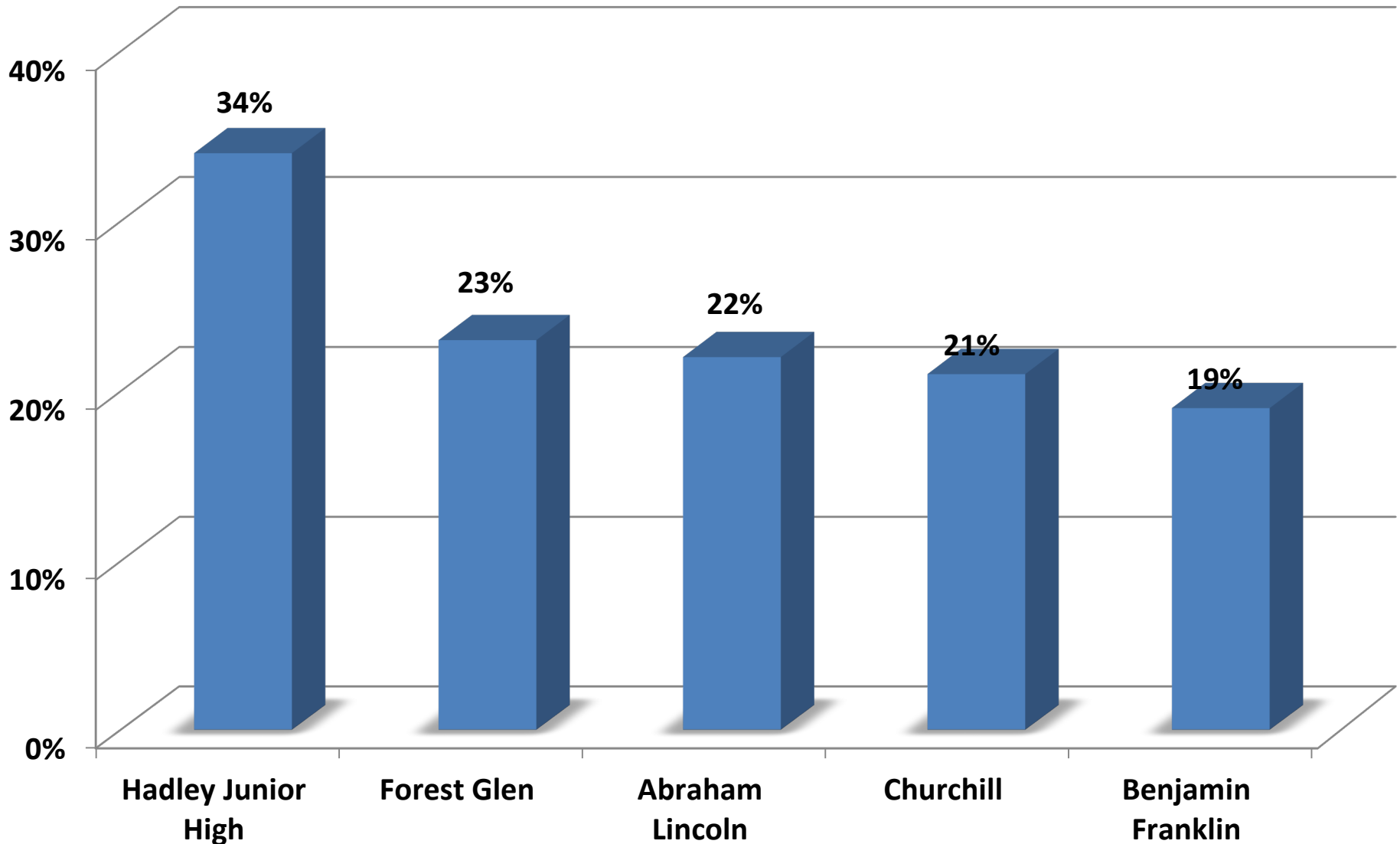
Survey Summary

- The Parent Survey was conducted in March of 2020.
- All parents were sent an email invitation to take the survey online. Each email contained a unique survey access code that could only be used once.
- Total responses = 518

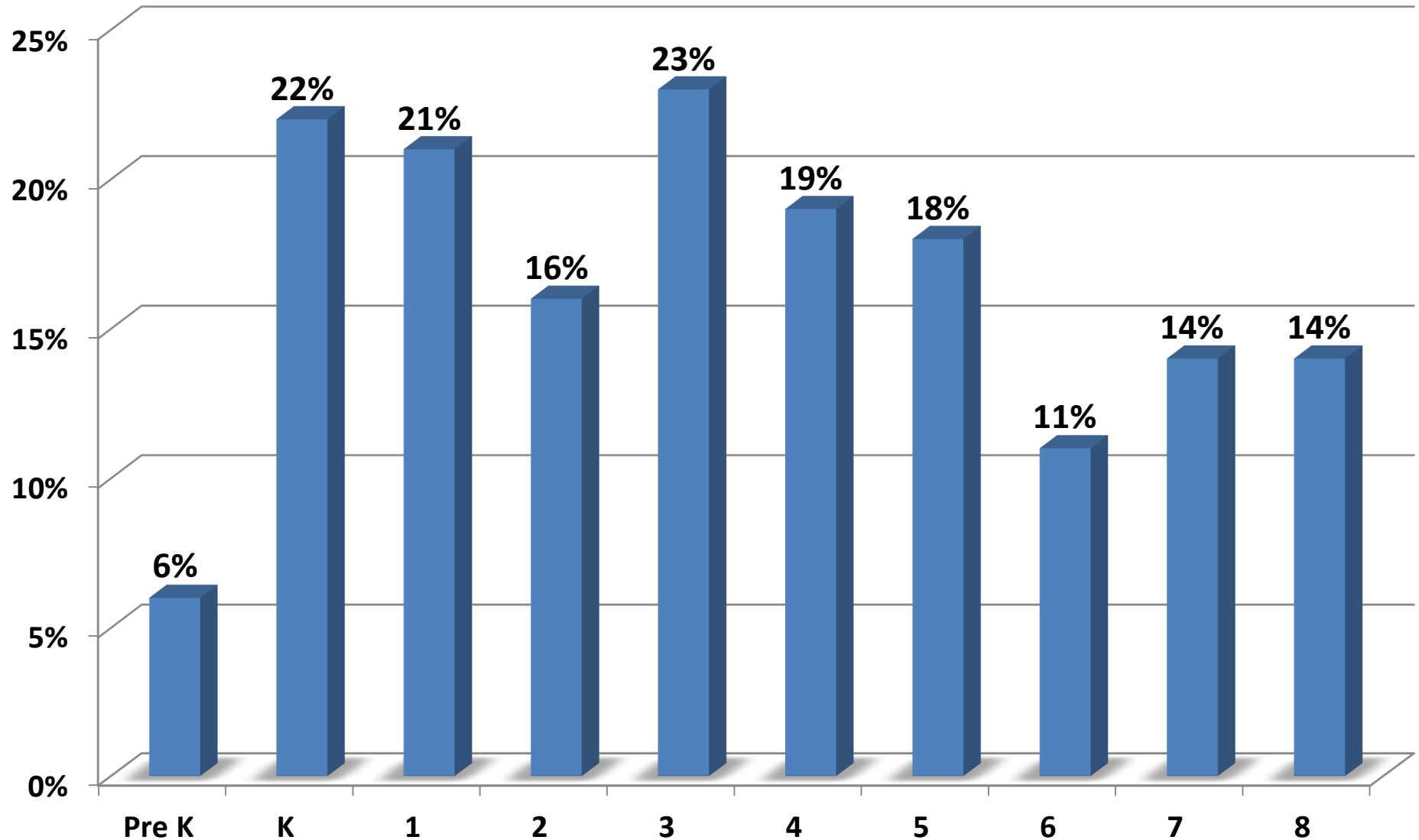
Respondent Information

(2020 Data)

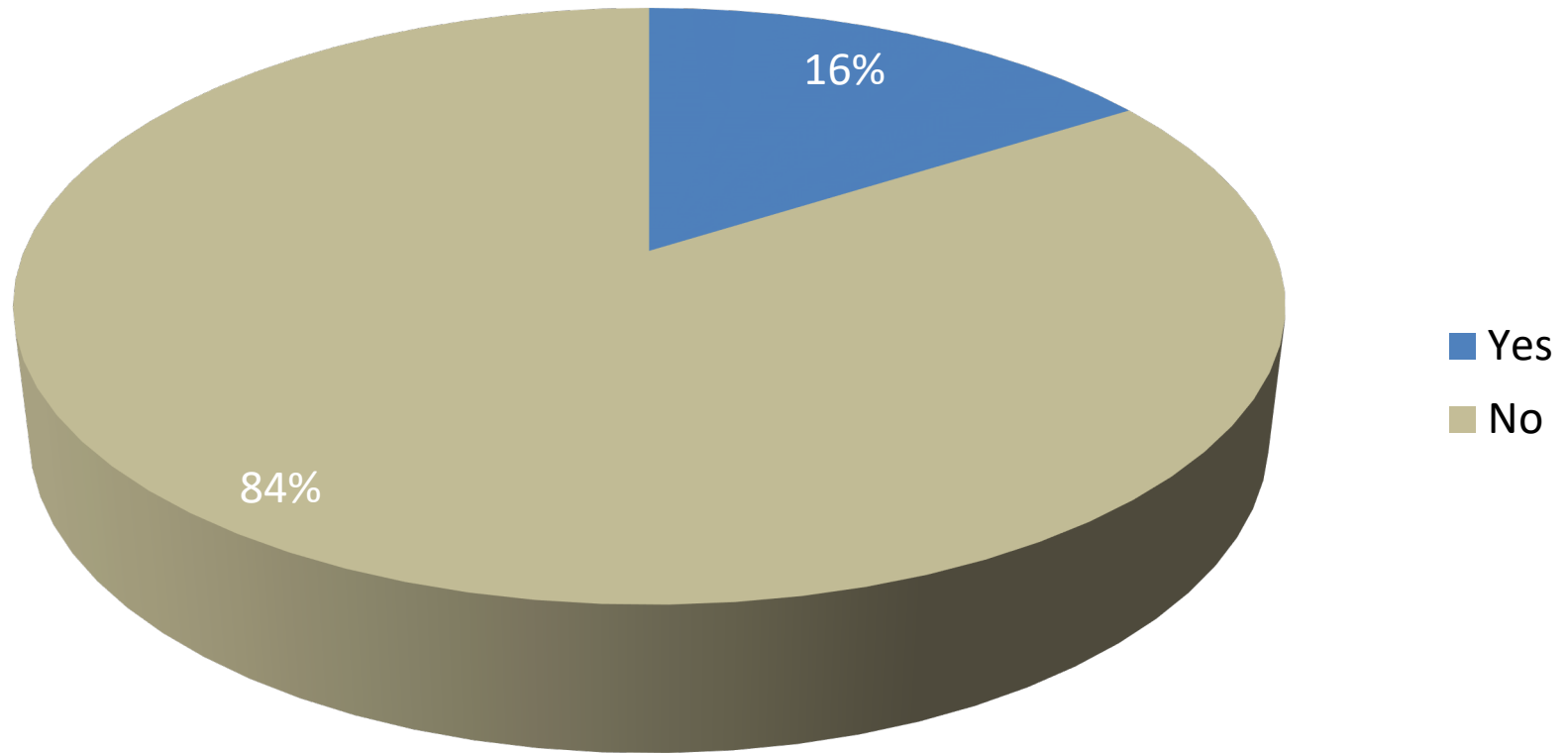
Which school(s) does your child(ren) attend?



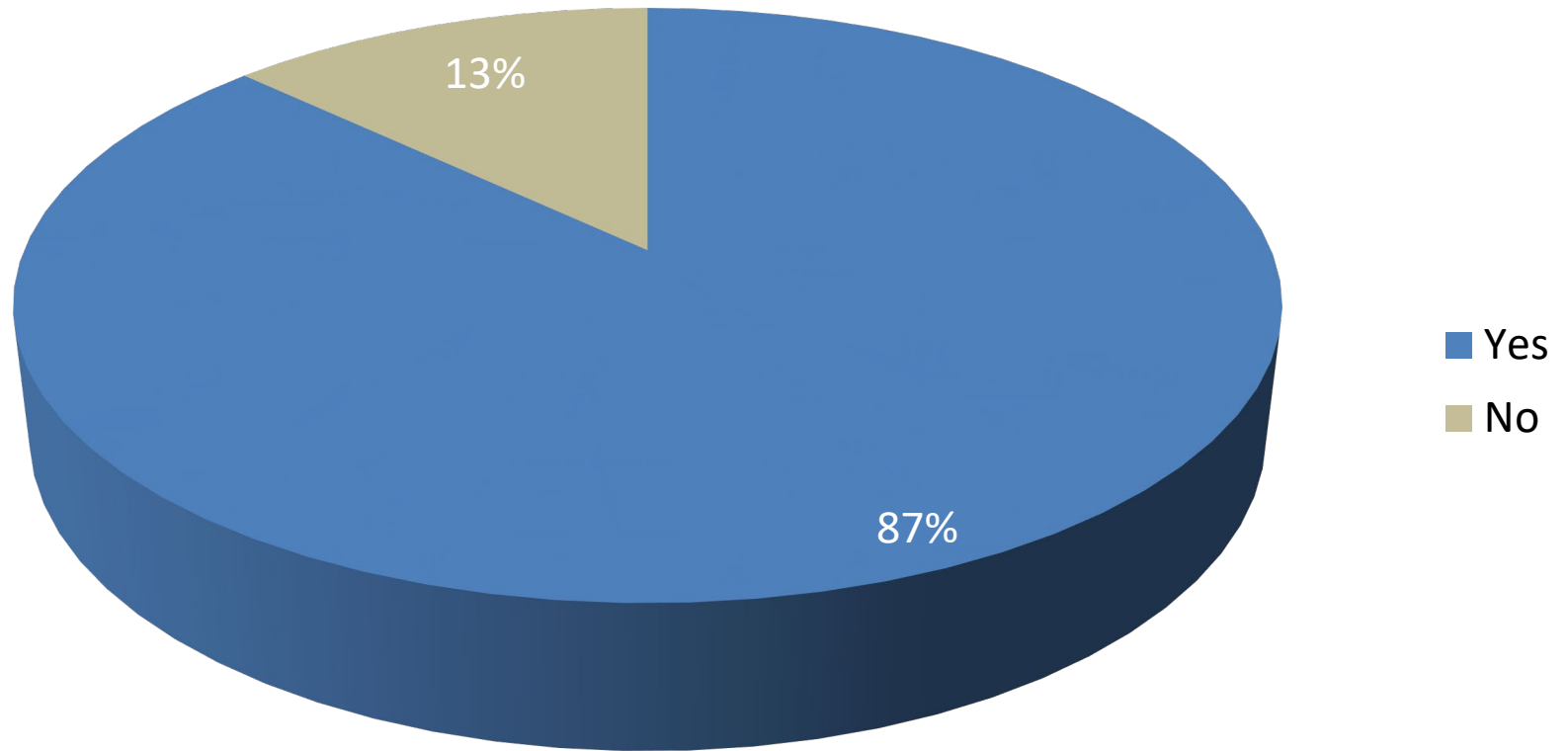
Grade level of your child(ren):



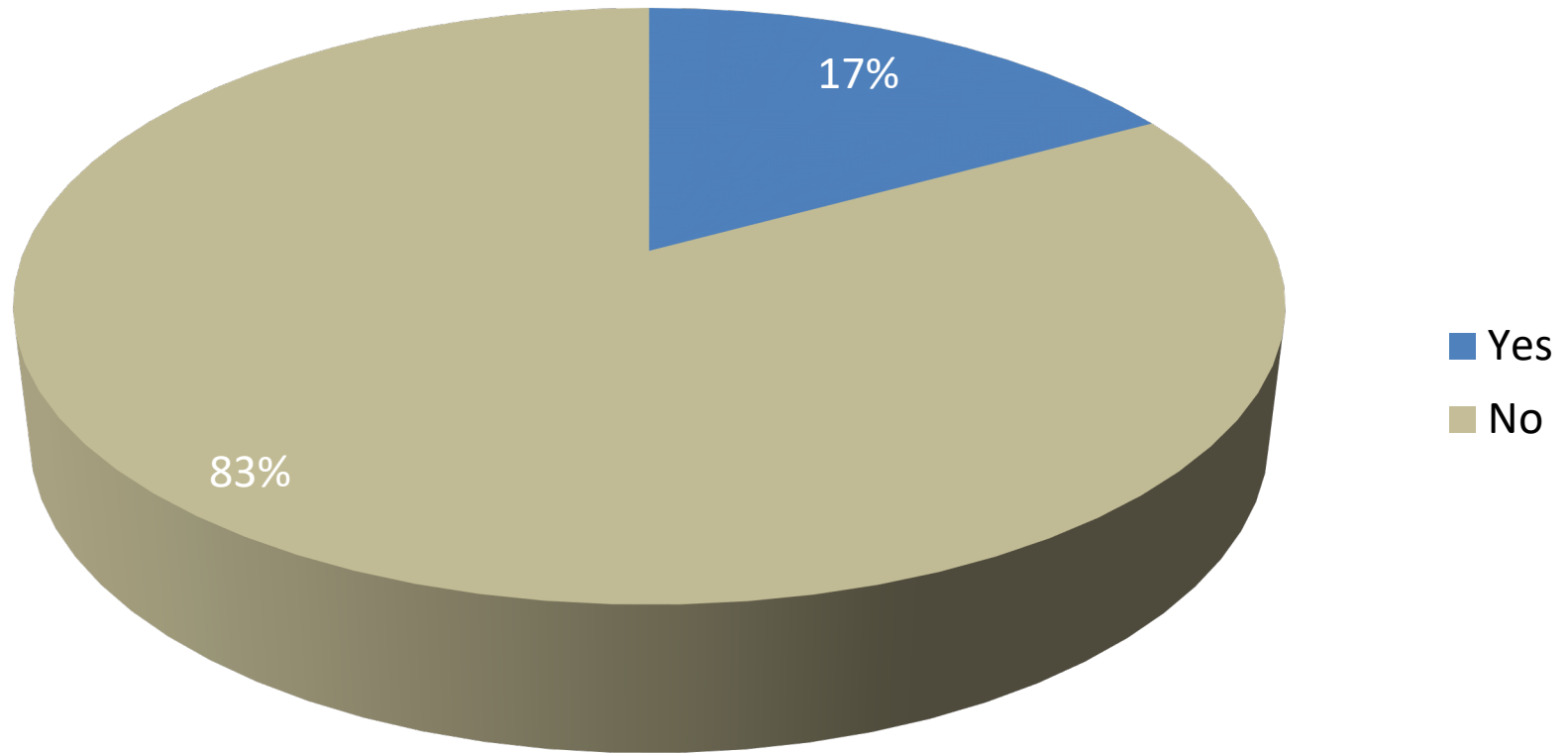
Do you currently utilize an outside tutor for your child(ren)?



Did any of your child(ren) receive pre-school education prior to attending D41?



Have any of your children attended (or attend) a District 41 early childhood preschool program?



School Feedback

Abraham Lincoln (Slide 1/3)

Strongly agree (5), Agree (4), Disagree (2), Strongly disagree (1)

Item	2014	2016	2018	2020	2020-18 Difference
Teachers personalize instruction to meet my child's needs.	3.51	3.91	3.85	4.19	0.34
I feel comfortable sharing ideas for school improvement with staff.	3.60	3.86	4.18	4.50	0.32
I am proud of my child's school.	3.98	4.37	4.55	4.66	0.11
I believe school staff inspire my child's best efforts.	3.93	4.18	4.28	4.39	0.11
I know how to get school information when I need it.	4.23	4.28	4.41	4.48	0.07
Staff members value my opinion.	3.85	4.20	4.44	4.51	0.07
Technology is used effectively to support teaching and learning.	4.05	4.16	4.31	4.37	0.06
When conflicts among children occur, they are resolved quickly and fairly.	3.98	4.22	4.27	4.33	0.06
I receive enough information to understand my child's progress.	3.81	4.04	4.12	4.18	0.06

Abraham Lincoln (Slide 2/3)

Strongly agree (5), Agree (4), Disagree (2), Strongly disagree (1)

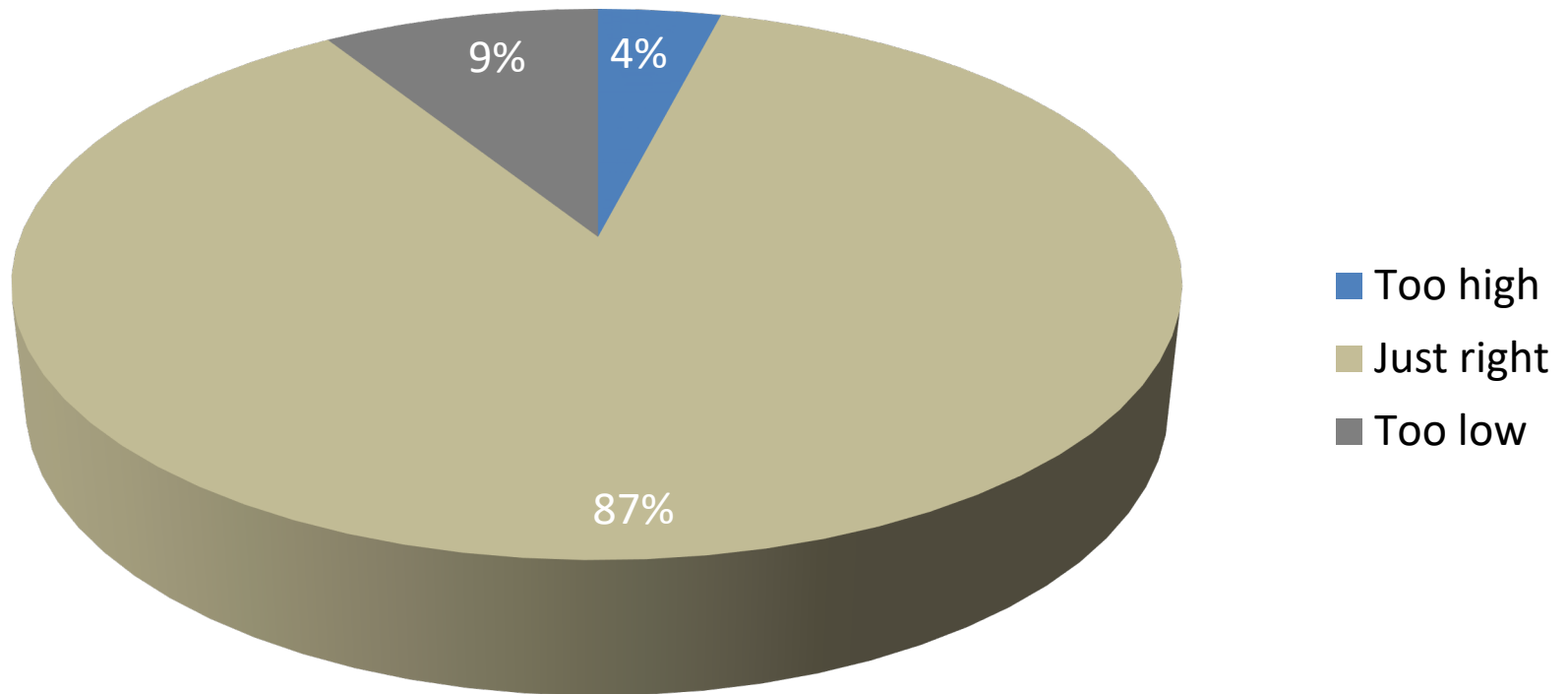
Item	2014	2016	2018	2020	2020-18 Difference
I feel welcome at my child's school.	4.26	4.39	4.56	4.61	0.05
My child has a positive relationship with at least one adult at school.	4.53	4.61	4.69	4.74	0.05
Parent/teacher conferences provide productive communication.	3.64	3.93	4.20	4.25	0.05
Overall, I am satisfied with the communication that comes from the school.	4.02	4.17	4.28	4.31	0.03
There are sufficient opportunities for me to be involved in my child's school.	4.27	4.39	4.53	4.56	0.03
Staff are willing to listen to parent concerns.	4.12	4.25	4.44	4.46	0.02
The students in my child's class get along well.	4.01	4.29	4.31	4.32	0.01
My phone calls/emails to staff are returned promptly.	4.27	4.38	4.46	4.44	-0.02
The students in my child's class help each other learn.	3.98	4.31	4.33	4.30	-0.03

Abraham Lincoln (Slide 3/3)

Strongly agree (5), Agree (4), Disagree (2), Strongly disagree (1)

Item	2014	2016	2018	2020	2020-18 Difference
My child has friends at school.	4.50	4.61	4.67	4.63	-0.04
Rules and standards of student conduct are clearly defined.	4.30	4.49	4.53	4.49	-0.04
When my child has a problem at school, he/she knows how to get help.	3.94	4.18	4.21	4.17	-0.04
My child enjoys going to school.	4.18	4.35	4.47	4.42	-0.05
My child knows what is expected at school.	4.39	4.56	4.65	4.60	-0.05
School facilities are clean and well-kept.	4.28	4.58	4.54	4.46	-0.08
I am satisfied with our school's efforts to prevent bullying.	3.95	4.35	4.29	4.19	-0.10
My child feels safe at school.	4.50	4.60	4.67	4.56	-0.11
I receive timely feedback when my child's achievement/behavior is below expectations.	4.05	4.14	4.23	4.05	-0.18

Academic expectations at Abraham Lincoln are: *(2020 Data)*



Churchill (Slide 1/3)

Strongly agree (5), Agree (4), Disagree (2), Strongly disagree (1)

Item	2014	2016	2018	2020	2020-18 Difference
My child has a positive relationship with at least one adult at school.	4.57	4.66	4.64	4.54	-0.10
My child feels safe at school.	4.54	4.61	4.48	4.38	-0.10
My child knows what is expected at school.	4.50	4.56	4.58	4.47	-0.11
My child has friends at school.	4.55	4.61	4.59	4.46	-0.13
School facilities are clean and well-kept.	4.41	4.55	4.51	4.37	-0.14
Staff are willing to listen to parent concerns.	4.44	4.54	4.51	4.36	-0.15
I know how to get school information when I need it.	4.42	4.53	4.51	4.35	-0.16
I receive timely feedback when my child's achievement/behavior is below expectations.	4.17	4.39	4.36	4.20	-0.16
Parent/teacher conferences provide productive communication.	4.12	4.26	4.45	4.29	-0.16

Churchill (Slide 2/3)

Strongly agree (5), Agree (4), Disagree (2), Strongly disagree (1)

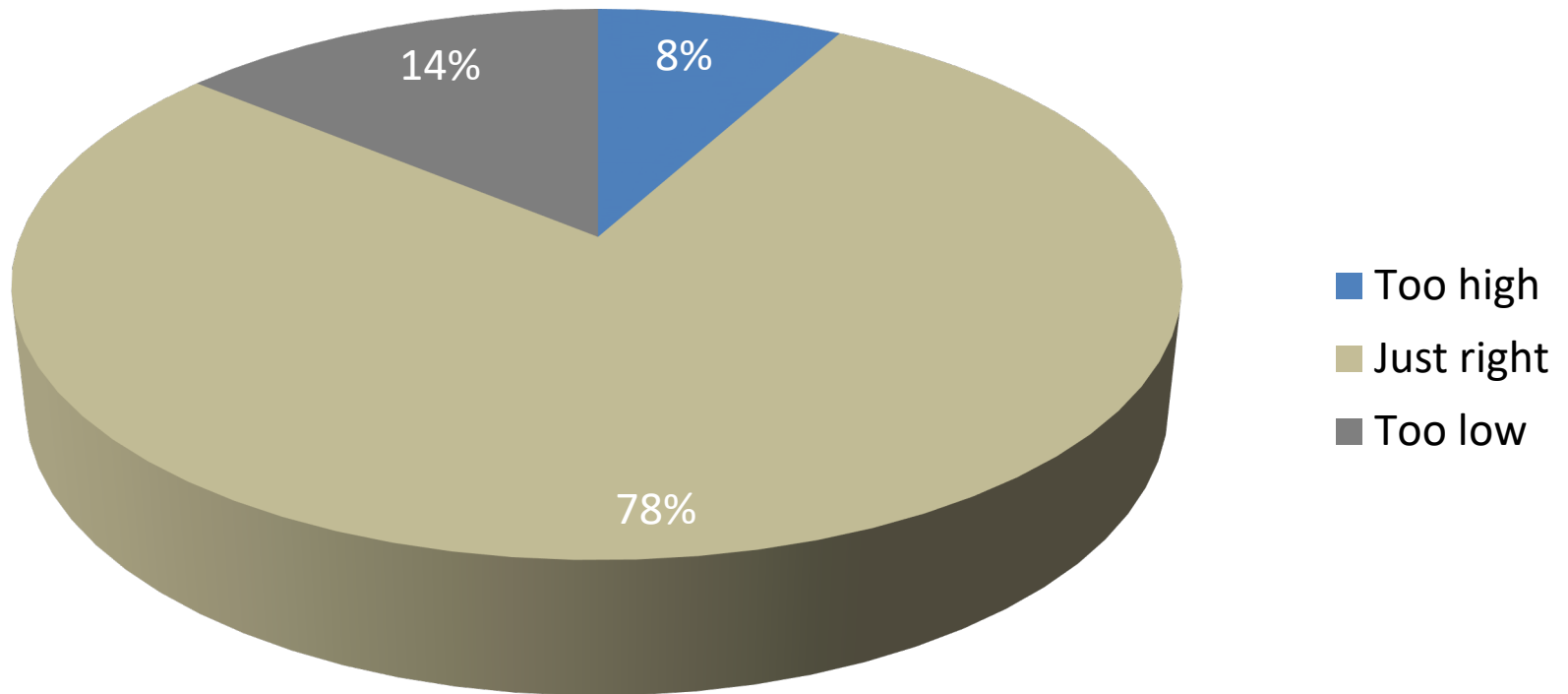
Item	2014	2016	2018	2020	2020-18 Difference
When my child has a problem at school, he/she knows how to get help.	4.15	4.29	4.29	4.13	-0.16
I feel comfortable sharing ideas for school improvement with staff.	4.04	4.34	4.32	4.15	-0.17
I feel welcome at my child's school.	4.50	4.64	4.54	4.36	-0.18
My child enjoys going to school.	4.47	4.44	4.41	4.23	-0.18
My phone calls/emails to staff are returned promptly.	4.45	4.57	4.58	4.39	-0.19
There are sufficient opportunities for me to be involved in my child's school.	4.47	4.59	4.49	4.30	-0.19
Technology is used effectively to support teaching and learning.	4.29	4.48	4.43	4.23	-0.20
The students in my child's class get along well.	4.25	4.35	4.11	3.90	-0.21
The students in my child's class help each other learn.	4.25	4.30	4.13	3.89	-0.24

Churchill (Slide 3/3)

Strongly agree (5), Agree (4), Disagree (2), Strongly disagree (1)

Item	2014	2016	2018	2020	2020-18 Difference
I believe school staff inspire my child's best efforts.	4.15	4.33	4.36	4.11	-0.25
Staff members value my opinion.	4.21	4.40	4.43	4.17	-0.26
I receive enough information to understand my child's progress.	3.79	4.21	4.25	3.96	-0.29
When conflicts among children occur, they are resolved quickly and fairly.	4.24	4.35	4.14	3.84	-0.30
Overall, I am satisfied with the communication that comes from the school.	4.23	4.45	4.41	4.09	-0.32
Rules and standards of student conduct are clearly defined.	4.45	4.48	4.50	4.18	-0.32
I am proud of my child's school.	4.39	4.61	4.50	4.17	-0.33
I am satisfied with our school's efforts to prevent bullying.	4.14	4.37	4.14	3.78	-0.36
Teachers personalize instruction to meet my child's needs.	4.03	4.23	4.17	3.74	-0.43

Academic expectations at Churchill are: *(2020 Data)*



Benjamin Franklin (Slide 1/3)

Strongly agree (5), Agree (4), Disagree (2), Strongly disagree (1)

Item	2014	2016	2018	2020	2020-18 Difference
I feel comfortable sharing ideas for school improvement with staff.	3.75	3.91	4.09	4.34	0.25
I know how to get school information when I need it.	4.17	4.13	4.38	4.54	0.16
There are sufficient opportunities for me to be involved in my child's school.	4.17	4.32	4.36	4.44	0.08
I am satisfied with our school's efforts to prevent bullying.	3.94	4.16	4.14	4.21	0.07
Staff members value my opinion.	4.12	4.17	4.38	4.44	0.06
Staff are willing to listen to parent concerns.	4.12	4.26	4.45	4.51	0.06
My phone calls/emails to staff are returned promptly.	4.18	4.36	4.52	4.57	0.05
I feel welcome at my child's school.	4.33	4.45	4.54	4.59	0.05
Technology is used effectively to support teaching and learning.	4.00	4.00	4.23	4.28	0.05

Benjamin Franklin (Slide 2/3)

Strongly agree (5), Agree (4), Disagree (2), Strongly disagree (1)

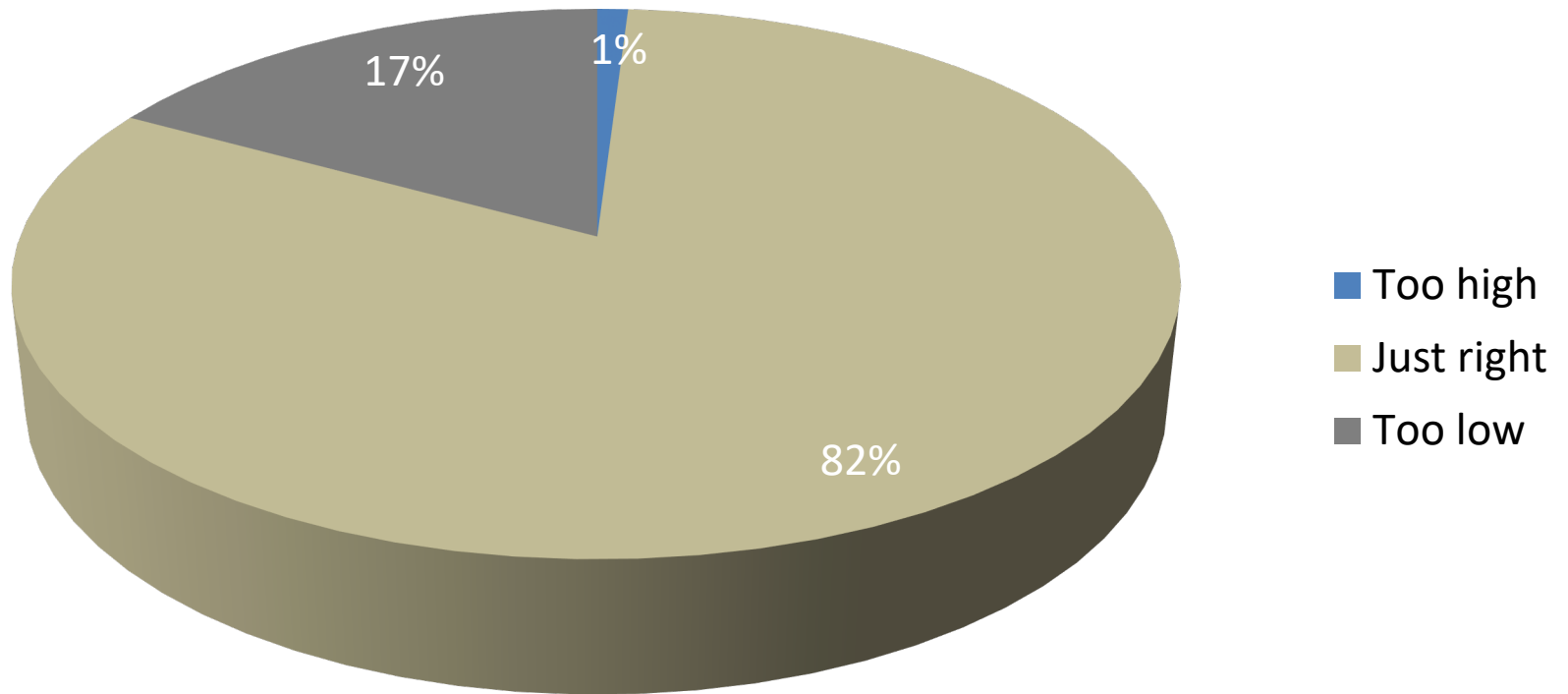
Item	2014	2016	2018	2020	2020-18 Difference
I am proud of my child's school.	4.26	4.42	4.52	4.54	0.02
My child feels safe at school.	4.52	4.58	4.59	4.61	0.02
My child has friends at school.	4.47	4.54	4.63	4.65	0.02
School facilities are clean and well-kept.	4.40	4.42	4.52	4.53	0.01
When my child has a problem at school, he/she knows how to get help.	3.85	3.97	4.08	4.09	0.01
My child has a positive relationship with at least one adult at school.	4.49	4.60	4.69	4.68	-0.01
My child knows what is expected at school.	4.33	4.42	4.57	4.54	-0.03
Overall, I am satisfied with the communication that comes from the school.	3.87	3.84	4.24	4.21	-0.03
Rules and standards of student conduct are clearly defined.	4.30	4.35	4.42	4.38	-0.04

Benjamin Franklin (Slide 3/3)

Strongly agree (5), Agree (4), Disagree (2), Strongly disagree (1)

Item	2014	2016	2018	2020	2020-18 Difference
The students in my child's class get along well.	4.02	4.17	4.24	4.18	-0.06
I receive timely feedback when my child's achievement/behavior is below expectations.	3.79	3.74	4.18	4.11	-0.07
The students in my child's class help each other learn.	4.00	4.04	4.31	4.19	-0.12
I receive enough information to understand my child's progress.	3.37	3.60	3.96	3.84	-0.12
My child enjoys going to school.	4.24	4.32	4.54	4.41	-0.13
When conflicts among children occur, they are resolved quickly and fairly.	3.96	4.07	4.28	4.13	-0.15
Parent/teacher conferences provide productive communication.	3.53	3.81	4.12	3.95	-0.17
I believe school staff inspire my child's best efforts.	3.96	4.01	4.34	4.16	-0.18
Teachers personalize instruction to meet my child's needs.	3.59	3.66	4.05	3.86	-0.19

Academic expectations at Benjamin Franklin are: *(2020 Data)*



Forest Glen (Slide 1/3)

Strongly agree (5), Agree (4), Disagree (2), Strongly disagree (1)

Item	2014	2016	2018	2020	2020-18 Difference
Technology is used effectively to support teaching and learning.	4.09	4.25	4.28	4.47	0.19
I receive enough information to understand my child's progress.	3.67	4.01	3.98	4.15	0.17
The students in my child's class help each other learn.	4.05	4.11	4.22	4.37	0.15
I believe school staff inspire my child's best efforts.	3.90	4.22	4.20	4.33	0.13
I feel comfortable sharing ideas for school improvement with staff.	3.63	3.99	4.13	4.26	0.13
Parent/teacher conferences provide productive communication.	3.87	4.14	4.17	4.30	0.13
The students in my child's class get along well.	4.20	4.21	4.20	4.33	0.13
When my child has a problem at school, he/she knows how to get help.	3.95	4.05	4.04	4.16	0.12
I feel welcome at my child's school.	4.05	4.42	4.49	4.58	0.09

Forest Glen (Slide 2/3)

Strongly agree (5), Agree (4), Disagree (2), Strongly disagree (1)

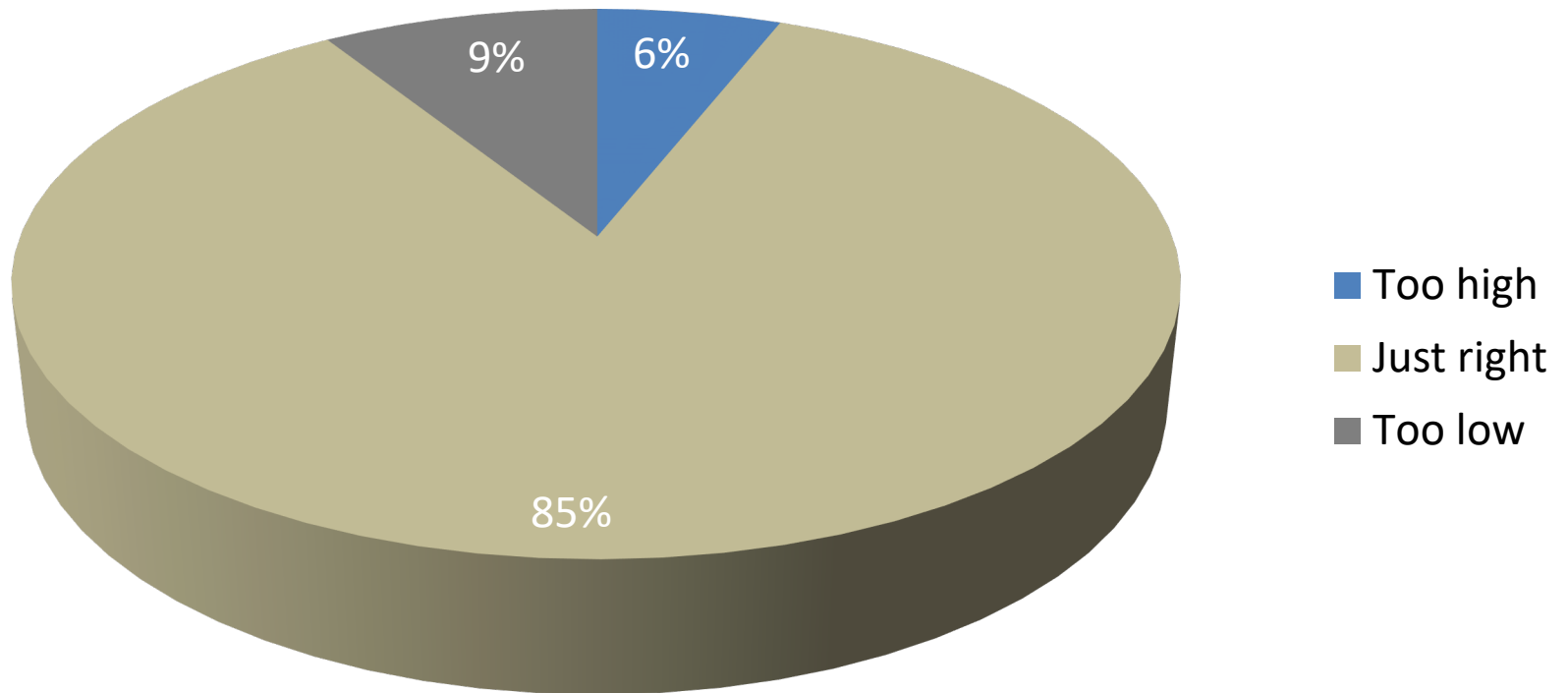
Item	2014	2016	2018	2020	2020-18 Difference
My child enjoys going to school.	4.17	4.37	4.35	4.41	0.06
My phone calls/emails to staff are returned promptly.	4.35	4.45	4.43	4.49	0.06
School facilities are clean and well-kept.	4.36	4.46	4.40	4.46	0.06
I know how to get school information when I need it.	4.27	4.37	4.34	4.39	0.05
Staff are willing to listen to parent concerns.	4.16	4.39	4.29	4.33	0.04
Teachers personalize instruction to meet my child's needs.	3.63	4.01	3.99	4.03	0.04
My child has friends at school.	4.42	4.50	4.56	4.58	0.02
Overall, I am satisfied with the communication that comes from the school.	3.97	4.22	4.27	4.29	0.02
Staff members value my opinion.	3.96	4.20	4.33	4.34	0.01

Forest Glen (Slide 3/3)

Strongly agree (5), Agree (4), Disagree (2), Strongly disagree (1)

Item	2014	2016	2018	2020	2020-18 Difference
My child feels safe at school.	4.50	4.60	4.51	4.51	0.00
Rules and standards of student conduct are clearly defined.	4.36	4.39	4.41	4.41	0.00
My child has a positive relationship with at least one adult at school.	4.52	4.60	4.58	4.57	-0.01
My child knows what is expected at school.	4.40	4.51	4.53	4.52	-0.01
I receive timely feedback when my child's achievement/behavior is below expectations.	3.95	3.98	4.18	4.15	-0.03
There are sufficient opportunities for me to be involved in my child's school.	4.06	4.37	4.35	4.28	-0.07
I am proud of my child's school.	4.10	4.41	4.49	4.42	-0.07
I am satisfied with our school's efforts to prevent bullying.	4.07	4.19	4.22	3.95	-0.27
When conflicts among children occur, they are resolved quickly and fairly.	4.17	4.30	4.25	3.90	-0.35

Academic expectations at Forest Glen are: *(2020 Data)*



Hadley Junior High (Slide 1/3)

Strongly agree (5), Agree (4), Disagree (2), Strongly disagree (1)

Item	2014	2016	2018	2020	2020-18 Difference
I feel comfortable sharing ideas for school improvement with staff.	3.37	3.61	3.79	4.02	0.23
I receive timely feedback when my child's achievement/behavior is below expectations.	3.63	3.87	4.05	4.22	0.17
School facilities are clean and well-kept.	4.24	4.33	4.43	4.54	0.11
I know how to get school information when I need it.	4.04	4.14	4.30	4.40	0.10
I feel welcome at my child's school.	3.71	4.07	4.25	4.35	0.10
My child has friends at school.	4.34	4.47	4.46	4.55	0.09
When my child has a problem at school, he/she knows how to get help.	3.86	4.03	4.09	4.18	0.09
There are sufficient opportunities for me to be involved in my child's school.	3.79	3.79	3.89	3.95	0.06
Technology is used effectively to support teaching and learning.	3.96	4.14	4.14	4.18	0.04

Hadley Junior High (Slide 2/3)

Strongly agree (5), Agree (4), Disagree (2), Strongly disagree (1)

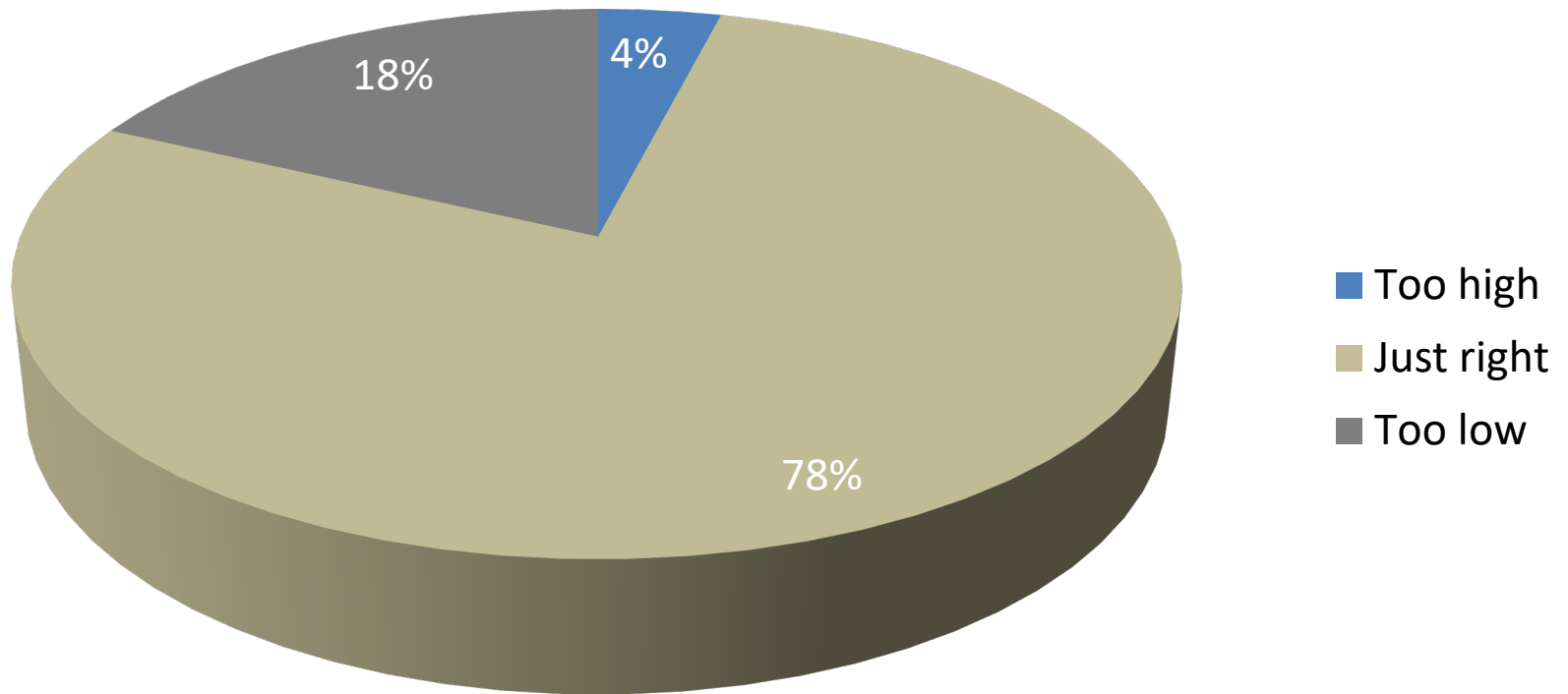
Item	2014	2016	2018	2020	2020-18 Difference
My child has a positive relationship with at least one adult at school.	4.23	4.46	4.41	4.44	0.03
Parent/teacher conferences provide productive communication.	3.36	3.63	3.95	3.98	0.03
My child enjoys going to school.	3.88	4.17	4.09	4.11	0.02
Staff members value my opinion.	3.58	3.97	4.08	4.10	0.02
My child knows what is expected at school.	4.27	4.40	4.45	4.45	0.00
My phone calls/emails to staff are returned promptly.	3.95	4.19	4.27	4.27	0.00
Staff are willing to listen to parent concerns.	3.87	4.09	4.24	4.23	-0.01
The students in my child's class help each other learn.	3.75	4.02	4.03	4.01	-0.02
I am proud of my child's school.	3.85	4.09	4.31	4.28	-0.03

Hadley Junior High (Slide 3/3)

Strongly agree (5), Agree (4), Disagree (2), Strongly disagree (1)

Item	2014	2016	2018	2020	2020-18 Difference
I believe school staff inspire my child's best efforts.	3.64	3.91	4.08	4.05	-0.03
Teachers personalize instruction to meet my child's needs.	3.24	3.63	3.81	3.76	-0.05
I am satisfied with our school's efforts to prevent bullying.	3.73	4.01	4.00	3.94	-0.06
The students in my child's class get along well.	3.95	4.09	4.12	4.05	-0.07
I receive enough information to understand my child's progress.	3.71	3.85	4.11	4.03	-0.08
Overall, I am satisfied with the communication that comes from the school.	3.78	4.00	4.24	4.16	-0.08
My child feels safe at school.	4.26	4.41	4.38	4.28	-0.10
Rules and standards of student conduct are clearly defined.	4.10	4.26	4.33	4.19	-0.14
When conflicts among children occur, they are resolved quickly and fairly.	3.72	4.08	4.11	3.94	-0.17

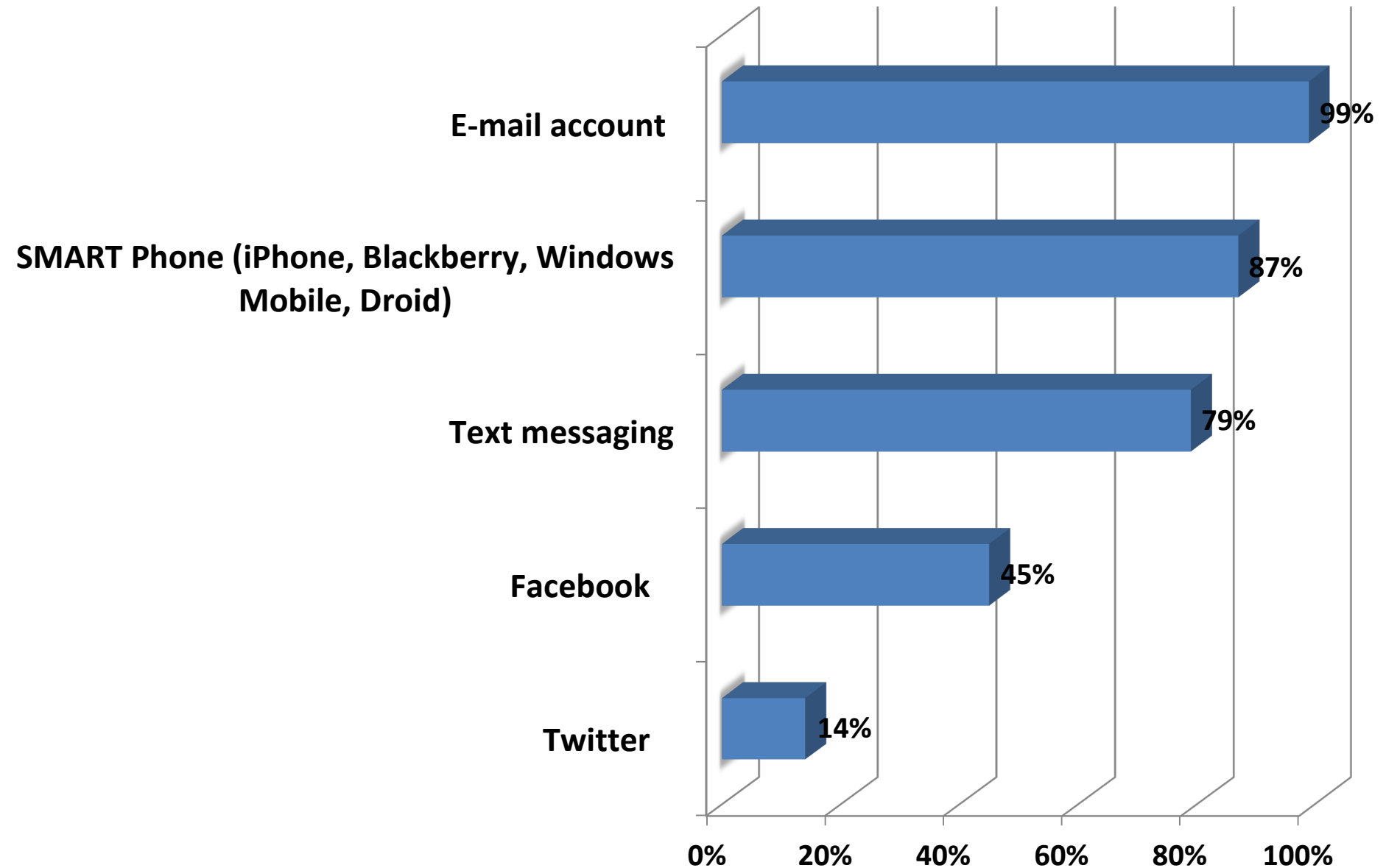
Academic expectations at Hadley Junior High are: *(2020 Data)*



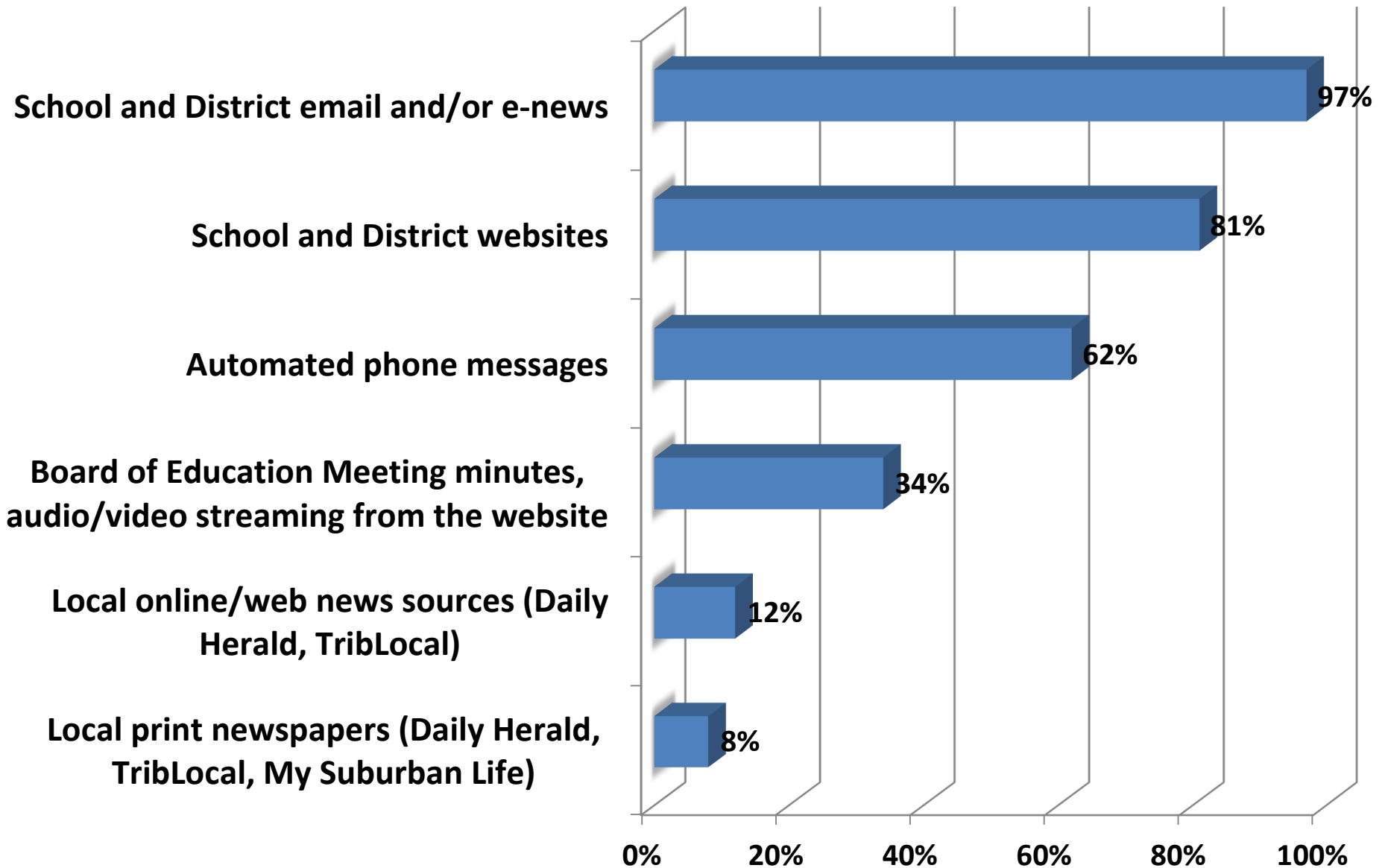
Communication

(2020 Data)

I use the following communication tools:



I rely on the following sources for School/District information:



How satisfied are you with the job District 41 is doing:

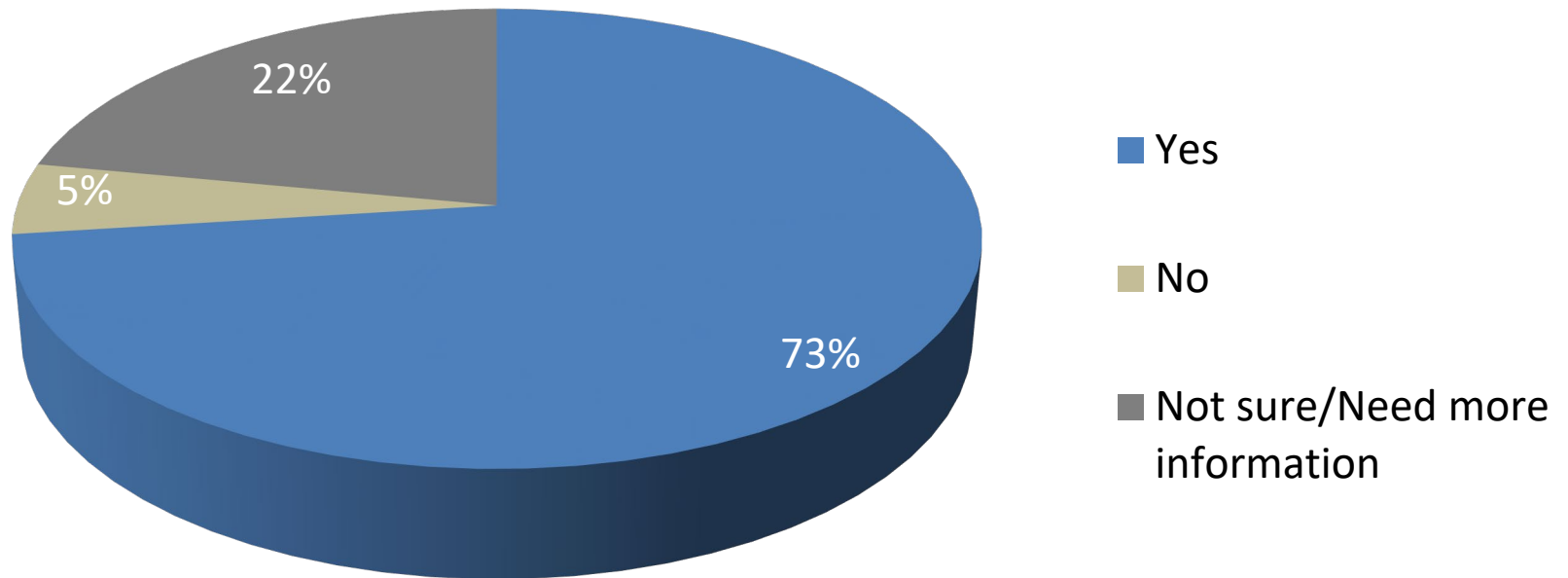
Great (4), Good (3), Fair (2), Poor (1)

Item	% Great/Good	Average
Communicating with the public	87%	3.25
Maintaining an informative website	87%	3.23
Involving community members in decision making	76%	3.02

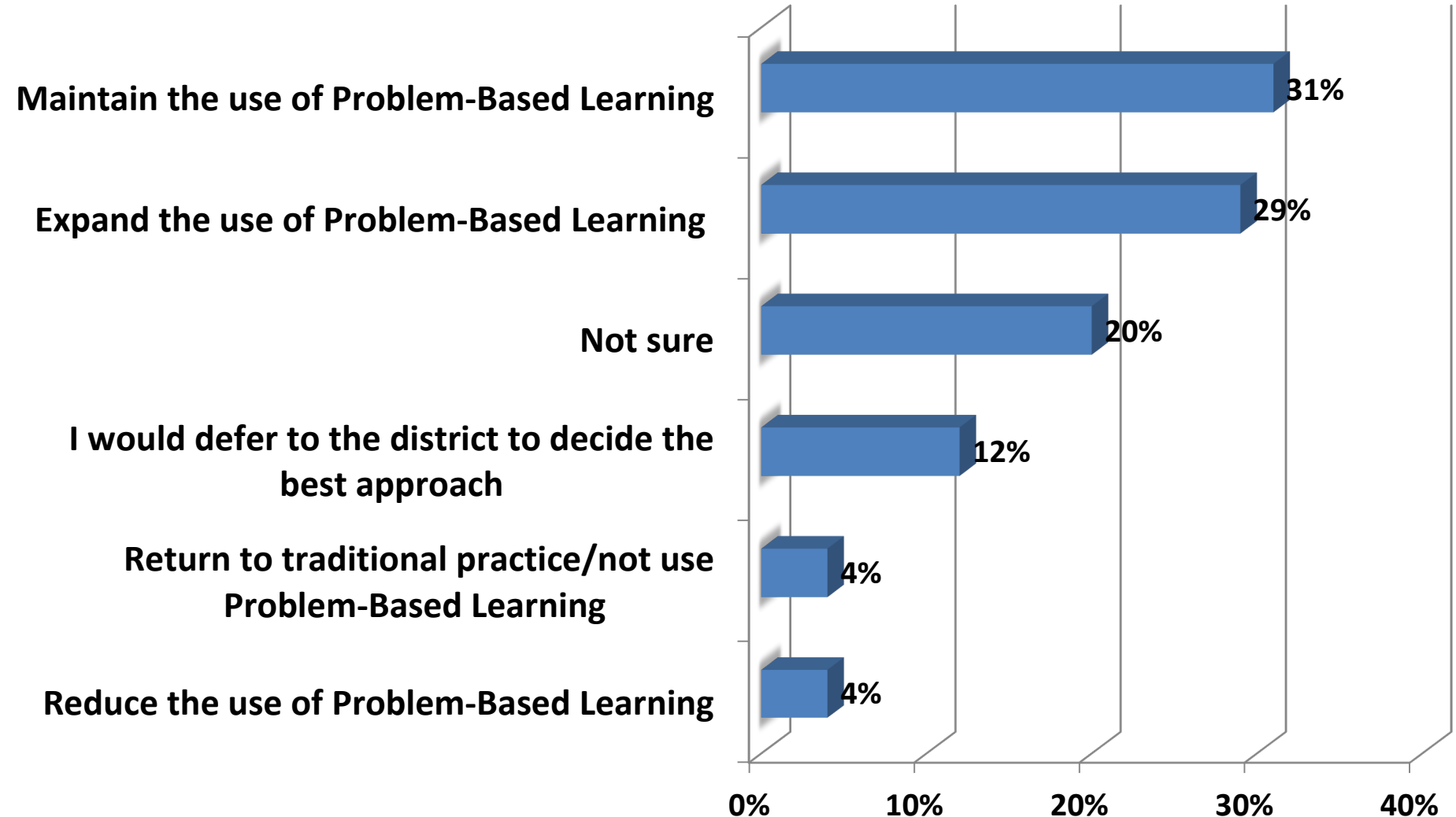
Initiatives

(2020 Data)

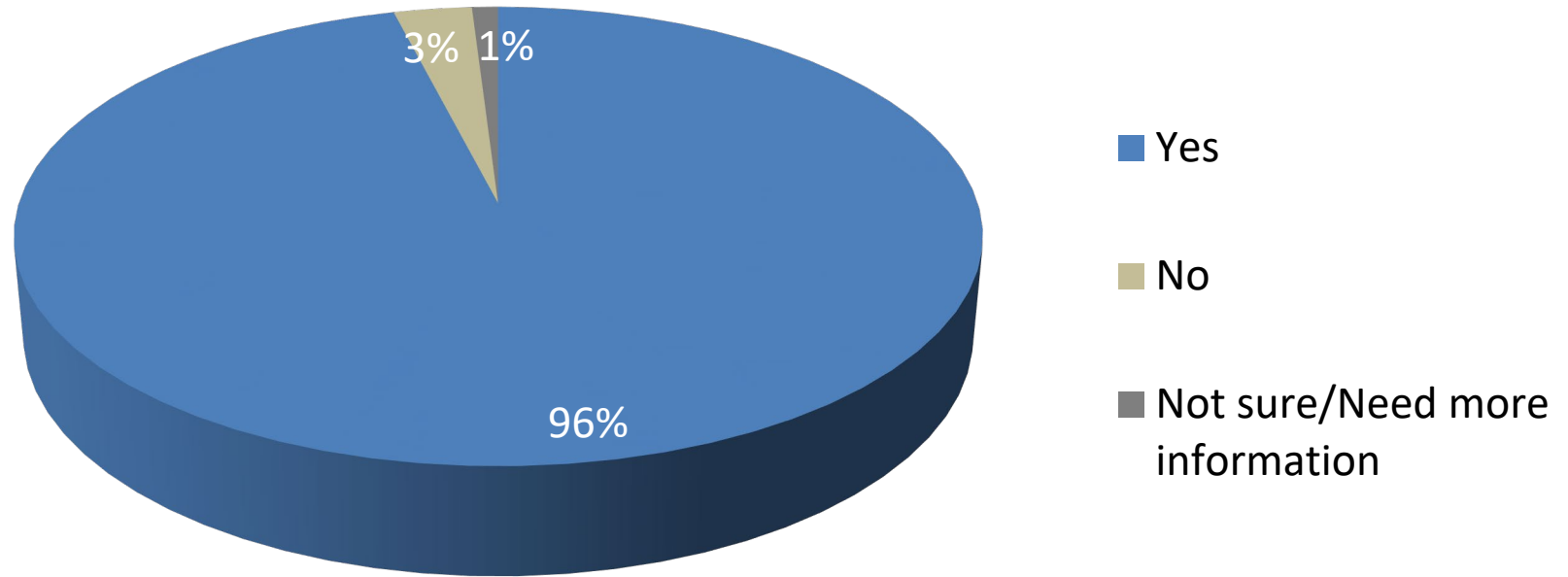
Do you feel your child has or will benefit from Problem-Based Learning?



What advice would you give in terms of continuing to use the Problem-Based Learning teaching strategy?



I believe there is a benefit to learning a foreign language at a young age.



**Elementary Teacher/
Content Specialization
(3rd – 5th Grade Only)
*(2020 Data)***

Please indicate your level of agreement for each item.

Strongly agree (5), Agree (4), Disagree (2), Strongly disagree(1)

Item	% Strongly agree/Agree	Average
Allowing teachers to focus on specific subjects is an effective strategy	93%	4.47
Overall, I like the strategy of allowing teachers to specialize	91%	4.40
Children respond well to having two main teachers	90%	4.38
It is easier for students to apply what they've learned when subjects are integrated	91%	4.27

Overall Satisfaction

Please rate your overall perception of the District in the following areas:

Excellent (4), Good (3), Fair (2), Poor (1)

Item	2014	2016	2018	2020	2020-18 Difference
Board of Education	2.81	2.74	2.58	2.80	0.22
Principals	3.28	3.46	3.50	3.58	0.08
District Administration	3.33	3.51	3.53	3.53	0.00
Support Staff (Secretaries/Food Service/Aides/Custodians)	2.84	2.89	3.11	3.07	-0.04
Teachers	3.13	3.30	3.49	3.41	-0.08

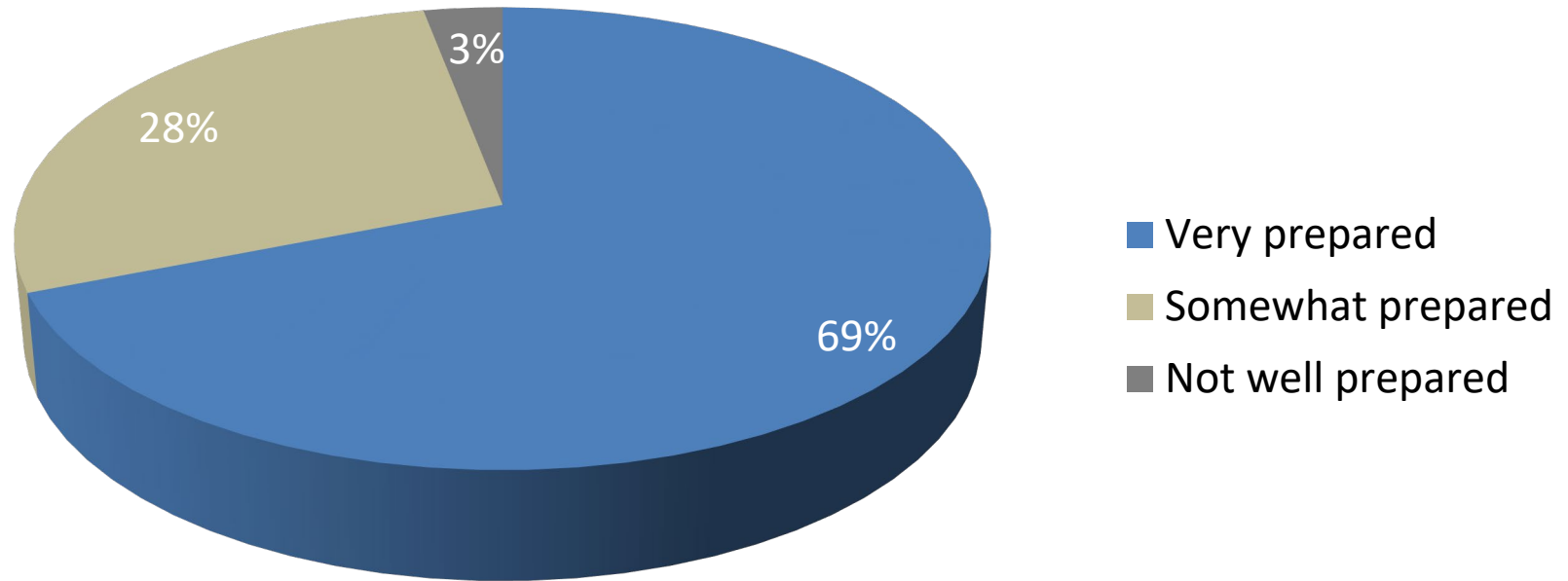
Please indicate your level of agreement for each item.

Strongly agree (5), Agree (4), Disagree (2), Strongly disagree (1)

Item	2014	2016	2018	2020	2020-18 Difference
District 41 does a good job meeting the needs of all students.	3.41	3.86	3.99	4.11	0.12
District 41 does a good job meeting the needs of English Language Learners.	2.98	3.55	3.64	3.74	0.10
District 41 does a good job meeting the needs of Special Education students.	3.70	4.01	4.17	4.19	0.02
District 41 does a good job preparing children for the future.	3.70	3.97	4.14	4.15	0.01
District 41 provides adequate space for students.	4.05	4.27	4.25	4.26	0.01
District 41 uses its money and resources well.	3.57	3.61	3.86	3.86	0.00
Overall, I am satisfied with District 41 academics.	3.64	3.95	4.17	4.16	-0.01
Overall, I am satisfied with District 41 facilities.	3.50	3.82	3.99	3.91	-0.08
Overall, I am satisfied with District 41.	3.62	3.72	3.91	3.71	-0.20

How well do you feel your child(ren) are prepared for their next grade level?

(2020 Data)



Thank you!



Parent Surveys - Staff Surveys - Student Surveys - Community Surveys
www.schoolperceptions.com
(262) 644-4300