

# **Glen Ellyn School District 41**

## **Student Insights Survey Results**

Winter 2018

# SCHOOL PERCEPTIONS

**Our mission is to help educational leaders gather, organize and use data to make strategic decisions.**

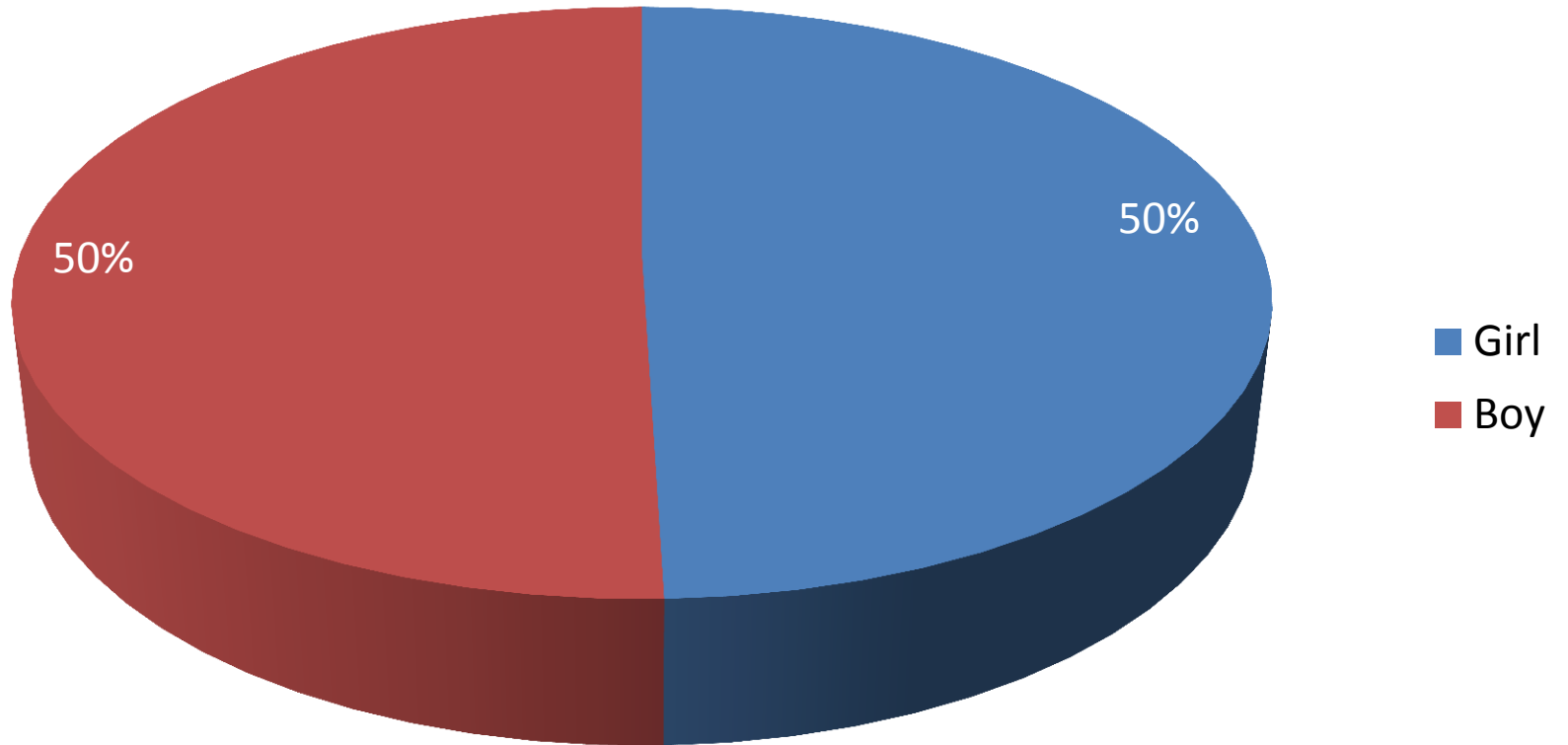
- Founded in 2002 to provide independent and unbiased research
- Conducted over 10,000 surveys for school improvement
- Helped more than 400 districts navigate the strategic planning and referendum planning process

# Survey Summary

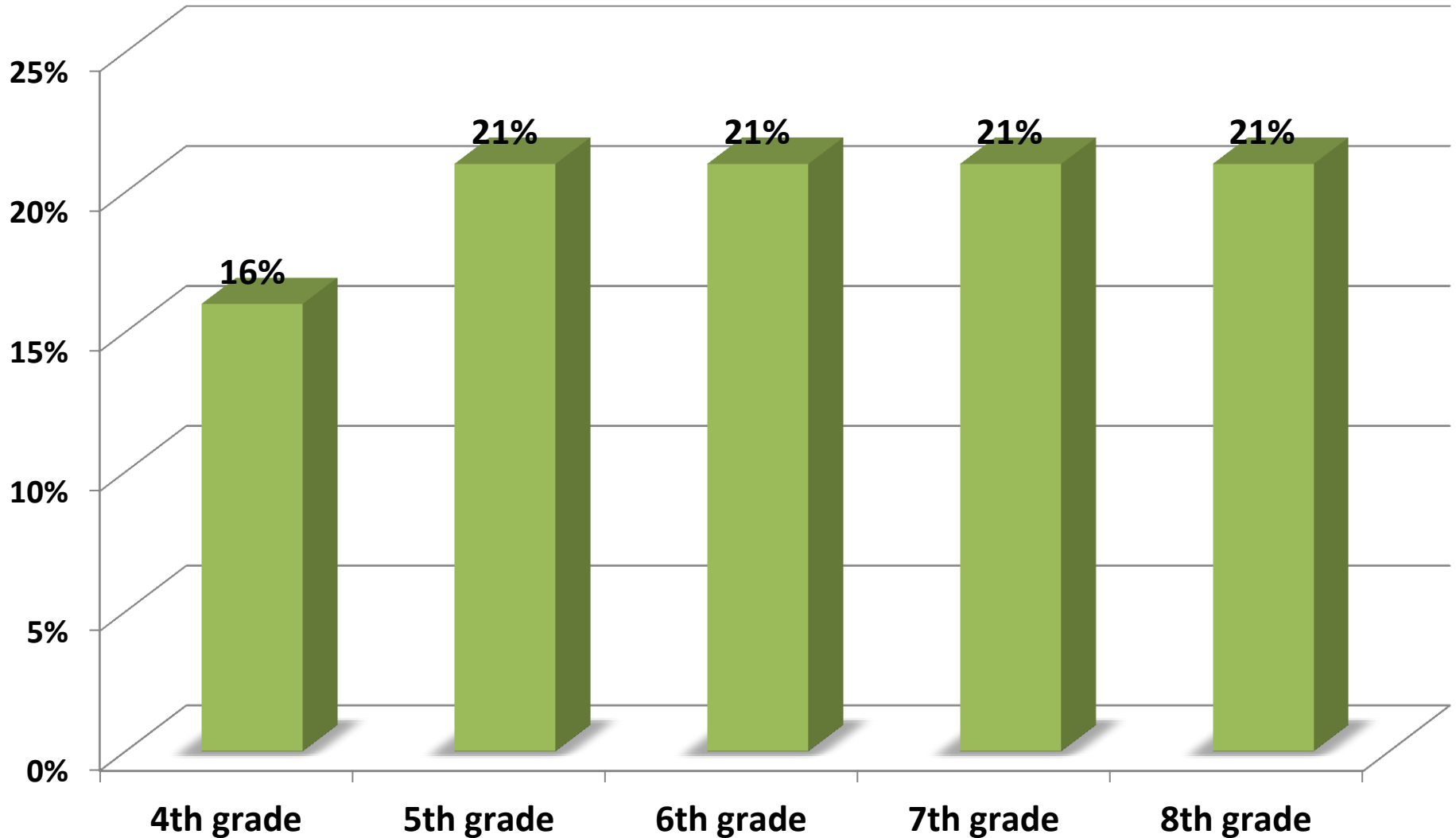
- The Student Insights Survey was conducted in early/mid-March of 2018.
- All students in grades 4-8 were provided a unique access code to take the survey. Each code could only be used once.
- Number of responses: 1,663

# **Respondent Information**

# I am a:



# Which grade are you in?



# Interactions

*Always (5), Often (4), Not very often (2), Never (1)*

Item	2014	2016	2018	Difference
I worry about being bullied at school.	1.84	1.85	1.86	-0.01
Students at our school are nice to other students who look and act different from them.	3.89	3.98	3.95	-0.03
Our school does a good job dealing with bullying.	3.78	3.97	3.87	-0.10
I feel comfortable talking with my teachers.	4.17	4.27	4.15	-0.12
I have friends at school.	4.74	4.79	4.67	-0.12
My classmates are nice to each other at school.	4.06	4.11	3.97	-0.14
My teachers help me when I do not understand.	4.46	4.52	4.37	-0.15
I feel I belong at this school.	4.45	4.51	4.36	-0.15
There is at least one adult at school I can talk with if I have a problem.	4.25	4.59	4.36	-0.23

# My School

*Always (5), Often (4), Not very often (2), Never (1)*

Item	2014	2016	2018	Difference
There are before or after school activities that interest me.	3.58	3.50	3.51	0.01
Our school is clean.	3.93	4.06	4.00	-0.06
Most students obey the rules.	3.65	3.78	3.72	-0.06
I am proud of my school.	4.16	4.30	4.19	-0.11
I understand the rules at school.	4.74	4.78	4.66	-0.12
I feel safe at school.	4.47	4.55	4.42	-0.13
I like the principal.	4.38	4.55	4.40	-0.15
I like my teachers.	4.36	4.52	4.30	-0.22



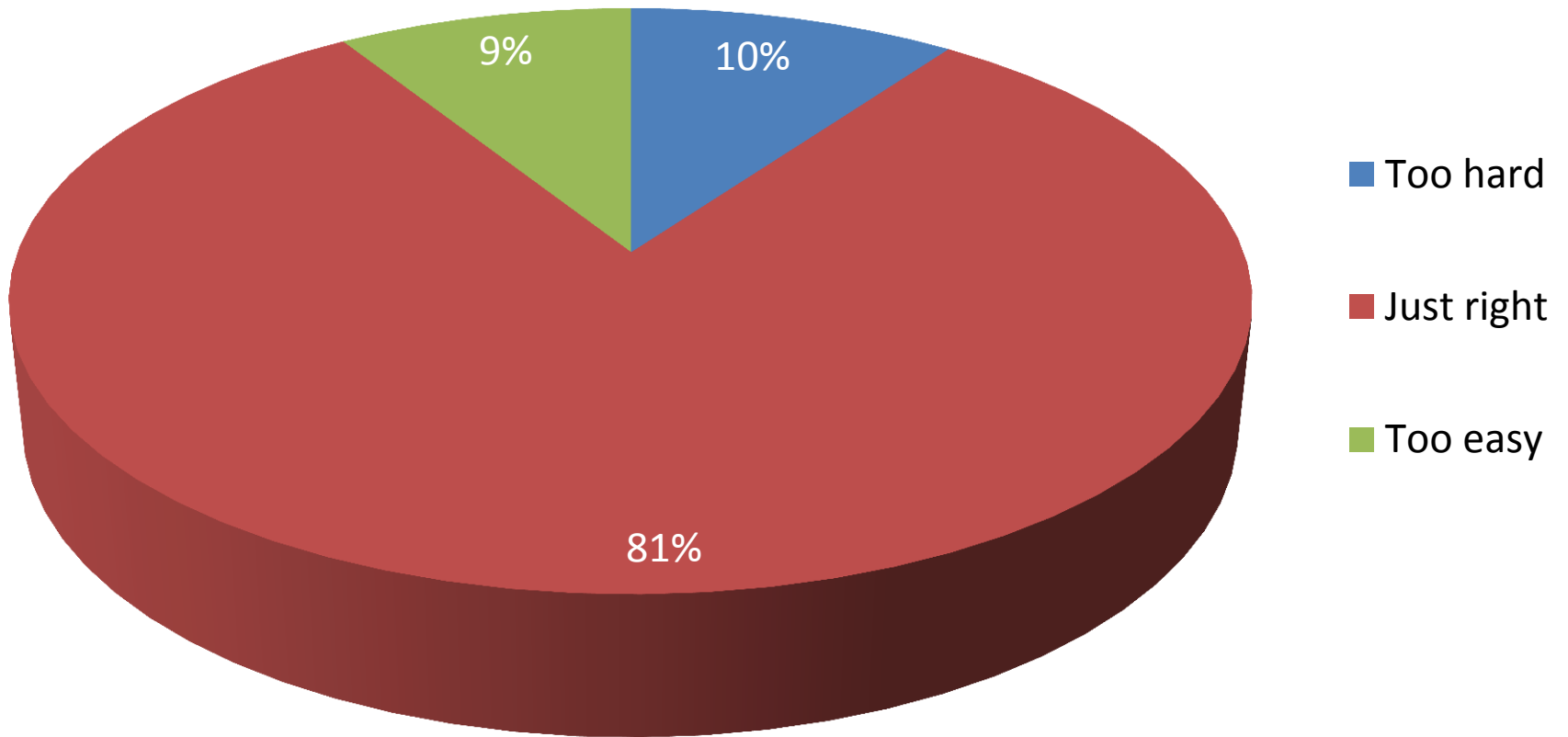
# Learning

*Always (5), Often (4), Not very often (2), Never (1)*

Item	2014	2016	2018	Difference
I know how well I am doing in my classes.	4.40	4.42	4.42	0.00
I can get help on my school work when needed.	4.44	4.49	4.38	-0.11
My teacher does a good job explaining what is expected for my assignments.	4.38	4.45	4.32	-0.13
I learn a lot in class.	4.29	4.37	4.24	-0.13
Students are helpful to each other in class.	4.15	4.20	4.06	-0.14
I feel comfortable asking questions in class.	4.07	4.14	3.99	-0.15
Teachers in our school teach things in a way I can understand.	4.24	4.37	4.22	-0.15
My classes are interesting.	3.86	4.00	3.79	-0.21
My homework helps me learn more.	3.58	3.69	3.45	-0.24

# School is:

*(2018 Data)*



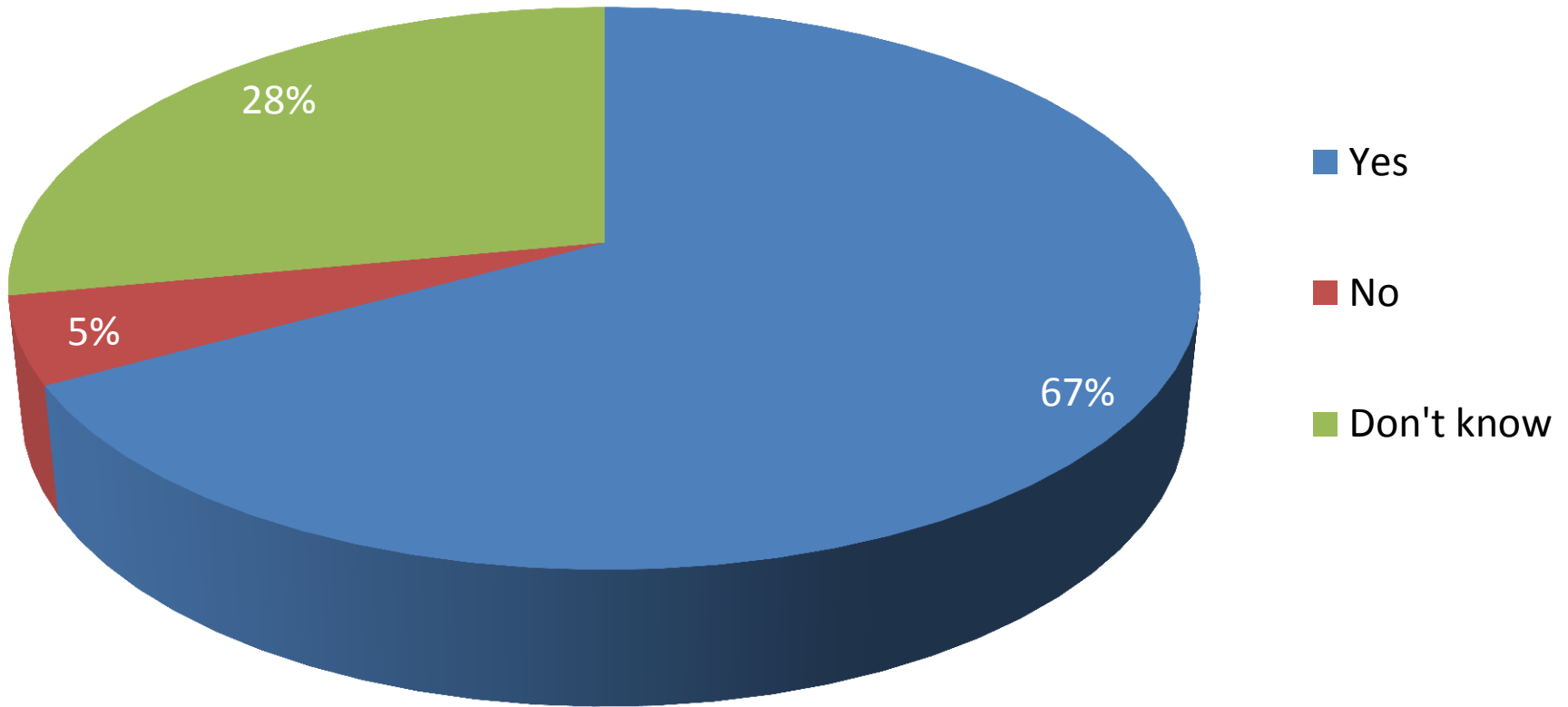
# Learning

*A lot (4), A little (3), Not very much (2), Not at all (1)*

How much do you like:	2014	2016	2018	Difference
Learning Spanish	N/A	2.72	2.66	-0.06
Problem-Based Learning (PBL) (Class projects that have us solve problems)	N/A	2.91	2.72	-0.19
Digital Media (library class)	N/A	3.13	2.93	-0.20

# I feel well prepared for the next grade level.

*(2018 Data)*



# Grades 4 and 5 only

*Always (5), Often (4), Not very often (2), Never (1)*

Item	2014	2016	2018	Difference
I am learning a lot in my Literacy/Social Studies class.	4.62	4.63	4.59	-0.04
I like having the same teacher for Math and Science.	4.51	4.56	4.51	-0.05
I like having my Literacy and Social Studies classes combined.	4.35	4.44	4.39	-0.05
I am happy with my Literacy/Social Studies class.	4.55	4.56	4.47	-0.09
I am learning a lot in my Math/Science class.	4.66	4.70	4.58	-0.12
I am happy with my Math/Science class.	4.64	4.69	4.56	-0.13

**Grades 6 through 8 only**  
*(2018 Data)*

# How important is this item to you?

*Very important (4), Important (3), Somewhat important (2), Not important (1)*

Item	2018
Math	3.53
Science	3.32
Access to Technology	3.29
Literacy	3.25
Social Studies	3.22
Physical Education	3.14
Health Education	3.10
Extra-curricular Activities (sports)	2.93
Library Media Center	2.73
Foreign Language	2.73
Music	2.58
Exploratories	2.54
Extra-curricular Activities (non-sports)	2.45
Band/Orchestra	2.27
Art	2.26

# How are we doing?

*Great (4), Good (3), Fair (2), Poor (1)*

Item	2018
Access to Technology	3.34
Math	3.34
Health Education	3.29
Science	3.28
Social Studies	3.28
Extra-curricular Activities (sports)	3.23
Physical Education	3.23
Band/Orchestra	3.22
Exploratories	3.11
Literacy	3.11
Music	3.09
Library Media Center	3.09
Foreign Language	3.06
Extra-curricular Activities (non-sports)	3.03
Art	2.88



# Gap Analysis

**Importance:** *Very important (4), Important (3), Somewhat important (2), Not important (1)*

**Performance:** *Great (4), Good (3), Fair (2), Poor (1)*

Item	Importance	Performance	Gap
Band/Orchestra	2.27	3.22	0.95
Art	2.26	2.88	0.62
Extra-curricular Activities (non-sports)	2.45	3.03	0.58
Exploratories	2.54	3.11	0.57
Music	2.58	3.09	0.51
Library Media Center	2.73	3.09	0.36
Foreign Language	2.73	3.06	0.33
Extra-curricular Activities (sports)	2.93	3.23	0.30
Health Education	3.10	3.29	0.19
Physical Education	3.14	3.23	0.09
Social Studies	3.22	3.28	0.06
Access to Technology	3.29	3.34	0.05
Science	3.32	3.28	-0.04
Literacy	3.25	3.11	-0.14
Math	3.53	3.34	-0.19

# Interference

# Do any of the following create problems with your learning? (Slide 1/2)

*Yes (10), No (1)*

Item	2014	2016	2018	Difference
No place to study at home	2.03	2.15	2.04	0.11
Classes are too easy	3.03	2.92	2.82	0.10
Disruptive behavior in classes	3.89	3.91	3.88	0.03
Boyfriend/girlfriend problems	1.68	1.62	1.62	0.00
Classes are not interesting	4.13	4.24	4.25	-0.01
Too busy with activities outside of school	3.93	3.98	3.99	-0.01
Difficulty speaking English	1.44	1.53	1.62	-0.09
Classes are too difficult	2.88	2.76	2.86	-0.10

# Do any of the following create problems with your learning? (Slide 2/2)

*Yes (10), No (1)*

Item	2014	2016	2018	Difference
Poor study habits	2.82	2.85	2.96	-0.11
Peer pressure	2.41	2.63	2.75	-0.12
Teasing/bullying	2.69	2.44	2.57	-0.13
Could not get the extra help I needed	3.26	3.35	3.51	-0.16
Family obligations	2.36	2.40	2.56	-0.16
Competition among students	3.04	2.95	3.17	-0.22
Problems with friends	2.74	2.74	3.06	-0.32
Absences from school	4.08	3.92	4.31	-0.39

**Thank you!**