

Glen Ellyn School District 41

Student, Staff and Parent Survey

Executive Summary

April 9, 2018

SCHOOL PERCEPTIONS

Our mission is to help educational leaders gather, organize and use data to make strategic decisions.

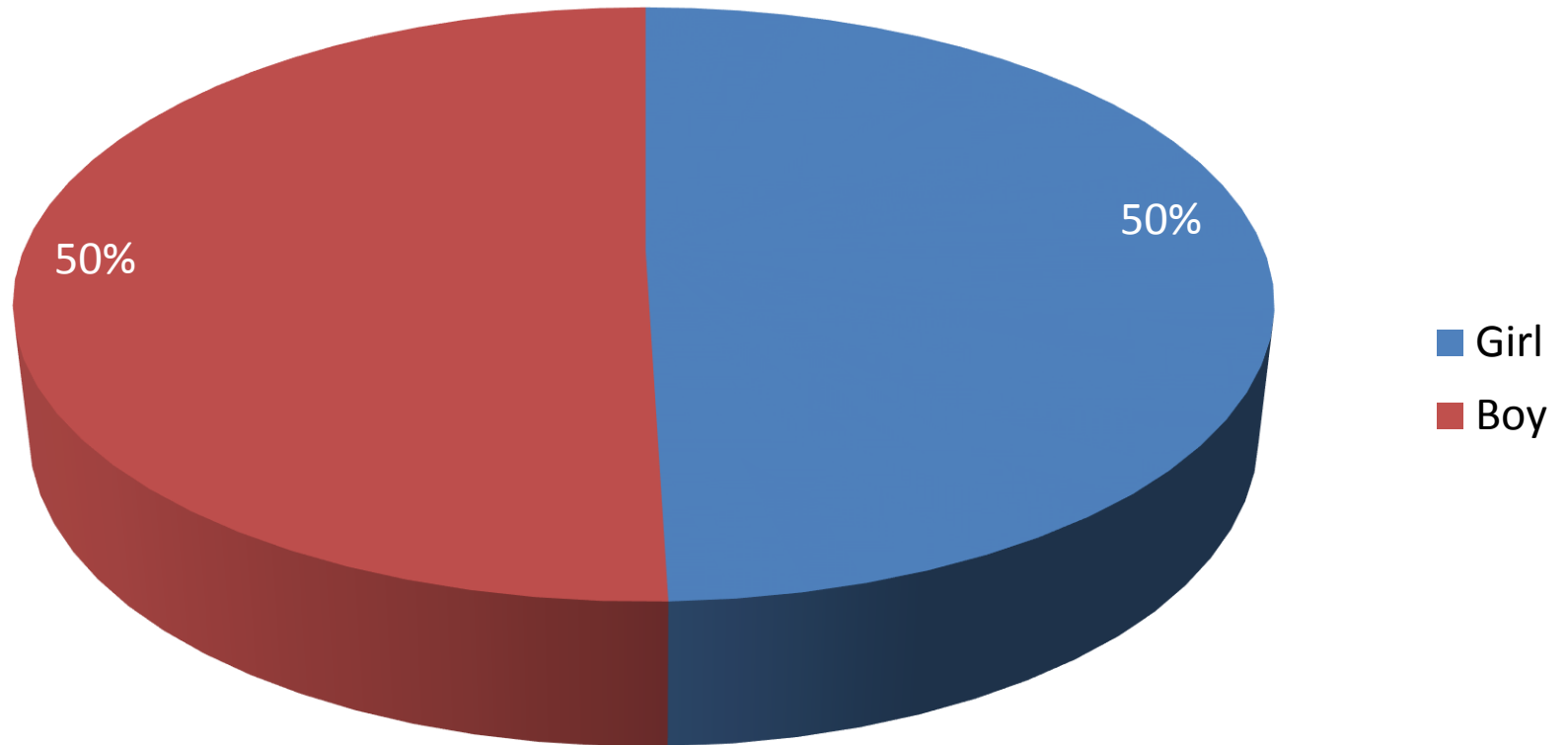
- Founded in 2002 to provide independent and unbiased research
- Conducted over 10,000 surveys for school improvement
- Helped more than 400 districts navigate the strategic planning and referendum planning process

Survey Summary

- All surveys were conducted in February/March of 2018.
- Students (grades 4-8) = 1,663
- Staff = 272 (62% participation)
- Parents = 985

Students

I am a:



Interactions

Always (5), Often (4), Not very often (2), Never (1)

Item	2014	2016	2018	Difference
I worry about being bullied at school.	1.84	1.85	1.86	-0.01
Students at our school are nice to other students who look and act different from them.	3.89	3.98	3.95	-0.03
Our school does a good job dealing with bullying.	3.78	3.97	3.87	-0.10
I feel comfortable talking with my teachers.	4.17	4.27	4.15	-0.12
I have friends at school.	4.74	4.79	4.67	-0.12
My classmates are nice to each other at school.	4.06	4.11	3.97	-0.14
My teachers help me when I do not understand.	4.46	4.52	4.37	-0.15
I feel I belong at this school.	4.45	4.51	4.36	-0.15
There is at least one adult at school I can talk with if I have a problem.	4.25	4.59	4.36	-0.23

My School

Always (5), Often (4), Not very often (2), Never (1)

Item	2014	2016	2018	Difference
There are before or after school activities that interest me.	3.58	3.50	3.51	0.01
Our school is clean.	3.93	4.06	4.00	-0.06
Most students obey the rules.	3.65	3.78	3.72	-0.06
I am proud of my school.	4.16	4.30	4.19	-0.11
I understand the rules at school.	4.74	4.78	4.66	-0.12
I feel safe at school.	4.47	4.55	4.42	-0.13
I like the principal.	4.38	4.55	4.40	-0.15
I like my teachers.	4.36	4.52	4.30	-0.22

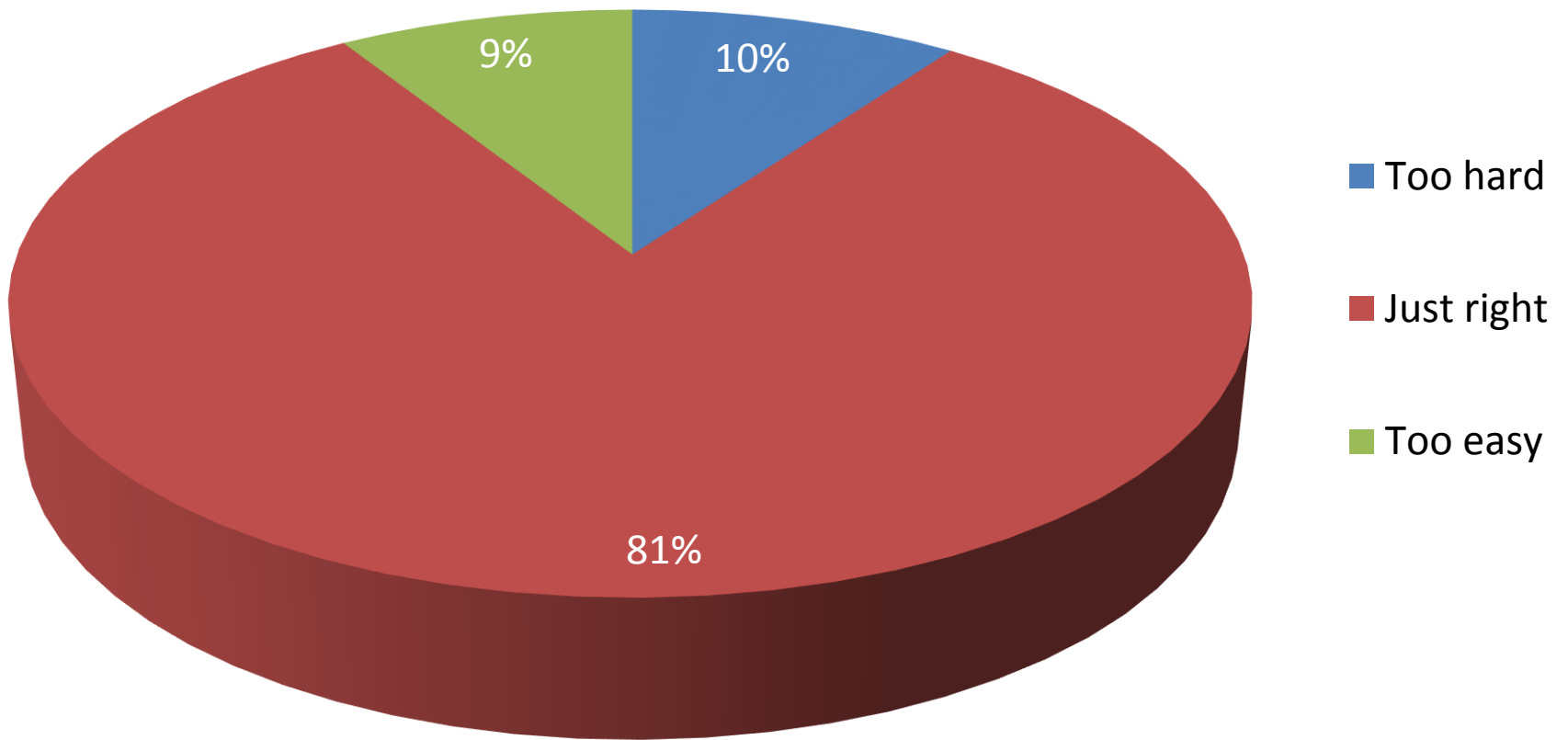
Learning

Always (5), Often (4), Not very often (2), Never (1)

Item	2014	2016	2018	Difference
I know how well I am doing in my classes.	4.40	4.42	4.42	0.00
I can get help on my school work when needed.	4.44	4.49	4.38	-0.11
My teacher does a good job explaining what is expected for my assignments.	4.38	4.45	4.32	-0.13
I learn a lot in class.	4.29	4.37	4.24	-0.13
Students are helpful to each other in class.	4.15	4.20	4.06	-0.14
I feel comfortable asking questions in class.	4.07	4.14	3.99	-0.15
Teachers in our school teach things in a way I can understand.	4.24	4.37	4.22	-0.15
My classes are interesting.	3.86	4.00	3.79	-0.21
My homework helps me learn more.	3.58	3.69	3.45	-0.24

School is:

(2018 Data)



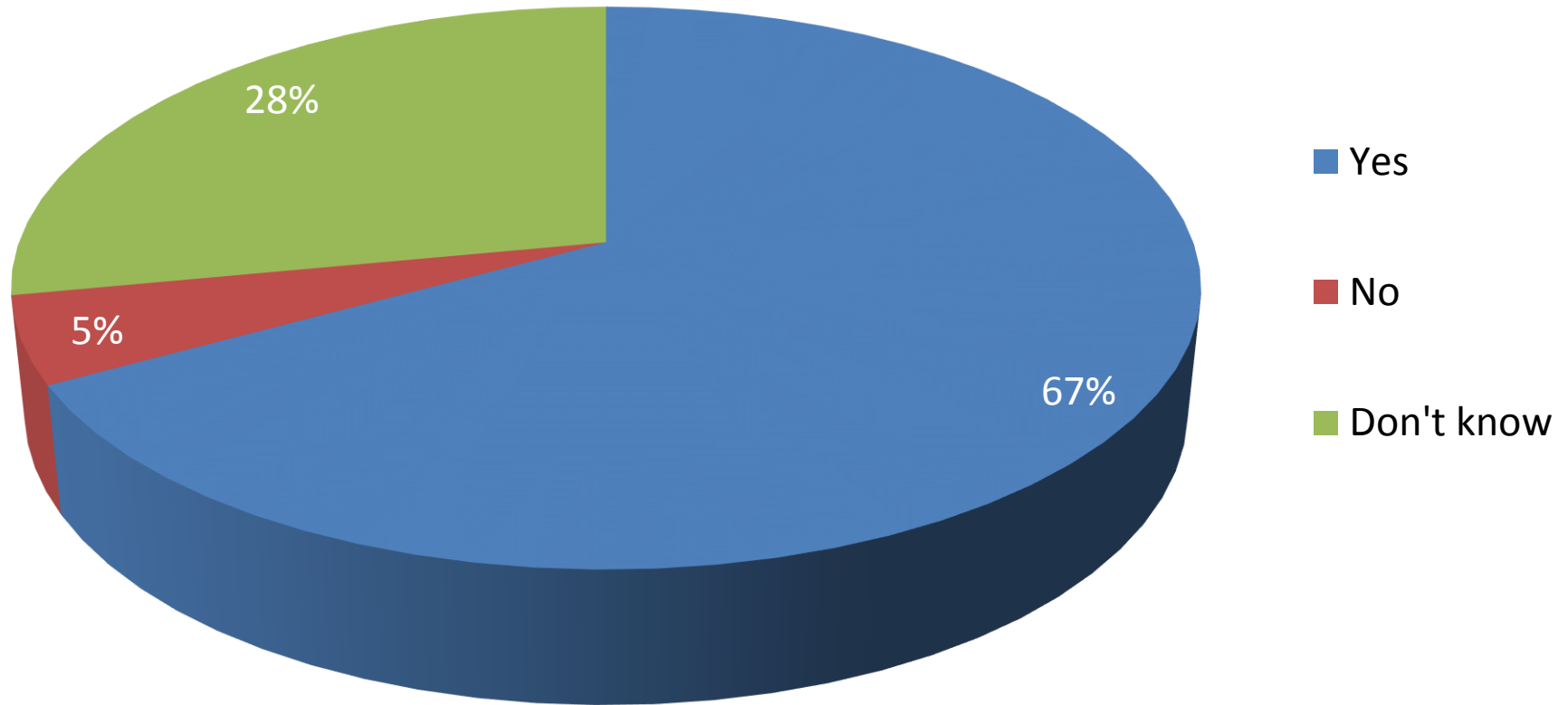
Learning

A lot (4), A little (3), Not very much (2), Not at all (1)

How much do you like:	2014	2016	2018	Difference
Learning Spanish	N/A	2.72	2.66	-0.06
Problem-Based Learning (PBL) (Class projects that have us solve problems)	N/A	2.91	2.72	-0.19
Digital Media (library class)	N/A	3.13	2.93	-0.20

I feel well prepared for the next grade level.

(2018 Data)



Gap Analysis

Importance: *Very important (4), Important (3), Somewhat important (2), Not important (1)*
Performance: *Great (4), Good (3), Fair (2), Poor (1)*

Item	Importance	Performance	Gap
Band/Orchestra	2.27	3.22	0.95
Art	2.26	2.88	0.62
Extra-curricular Activities (non-sports)	2.45	3.03	0.58
Exploratories	2.54	3.11	0.57
Music	2.58	3.09	0.51
Library Media Center	2.73	3.09	0.36
Foreign Language	2.73	3.06	0.33
Extra-curricular Activities (sports)	2.93	3.23	0.30
Health Education	3.10	3.29	0.19
Physical Education	3.14	3.23	0.09
Social Studies	3.22	3.28	0.06
Access to Technology	3.29	3.34	0.05
Science	3.32	3.28	-0.04
Literacy	3.25	3.11	-0.14
Math	3.53	3.34	-0.19

Do any of the following create problems with your learning? (Slide 1/2)

Yes (10), No (1)

Item	2014	2016	2018	Difference
No place to study at home	2.03	2.15	2.04	0.11
Classes are too easy	3.03	2.92	2.82	0.10
Disruptive behavior in classes	3.89	3.91	3.88	0.03
Boyfriend/girlfriend problems	1.68	1.62	1.62	0.00
Classes are not interesting	4.13	4.24	4.25	-0.01
Too busy with activities outside of school	3.93	3.98	3.99	-0.01
Difficulty speaking English	1.44	1.53	1.62	-0.09
Classes are too difficult	2.88	2.76	2.86	-0.10

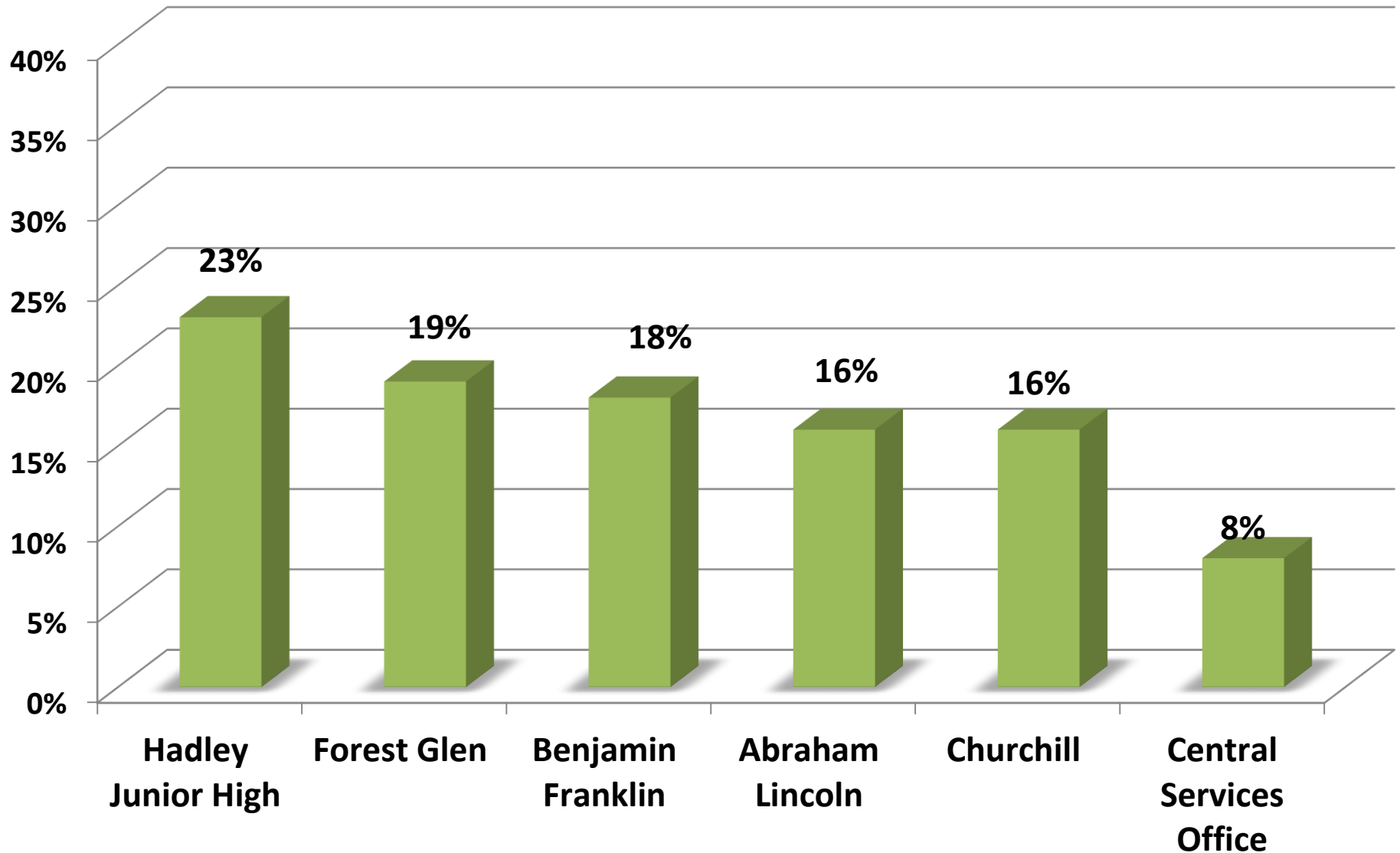
Do any of the following create problems with your learning? (Slide 2/2)

Yes (10), No (1)

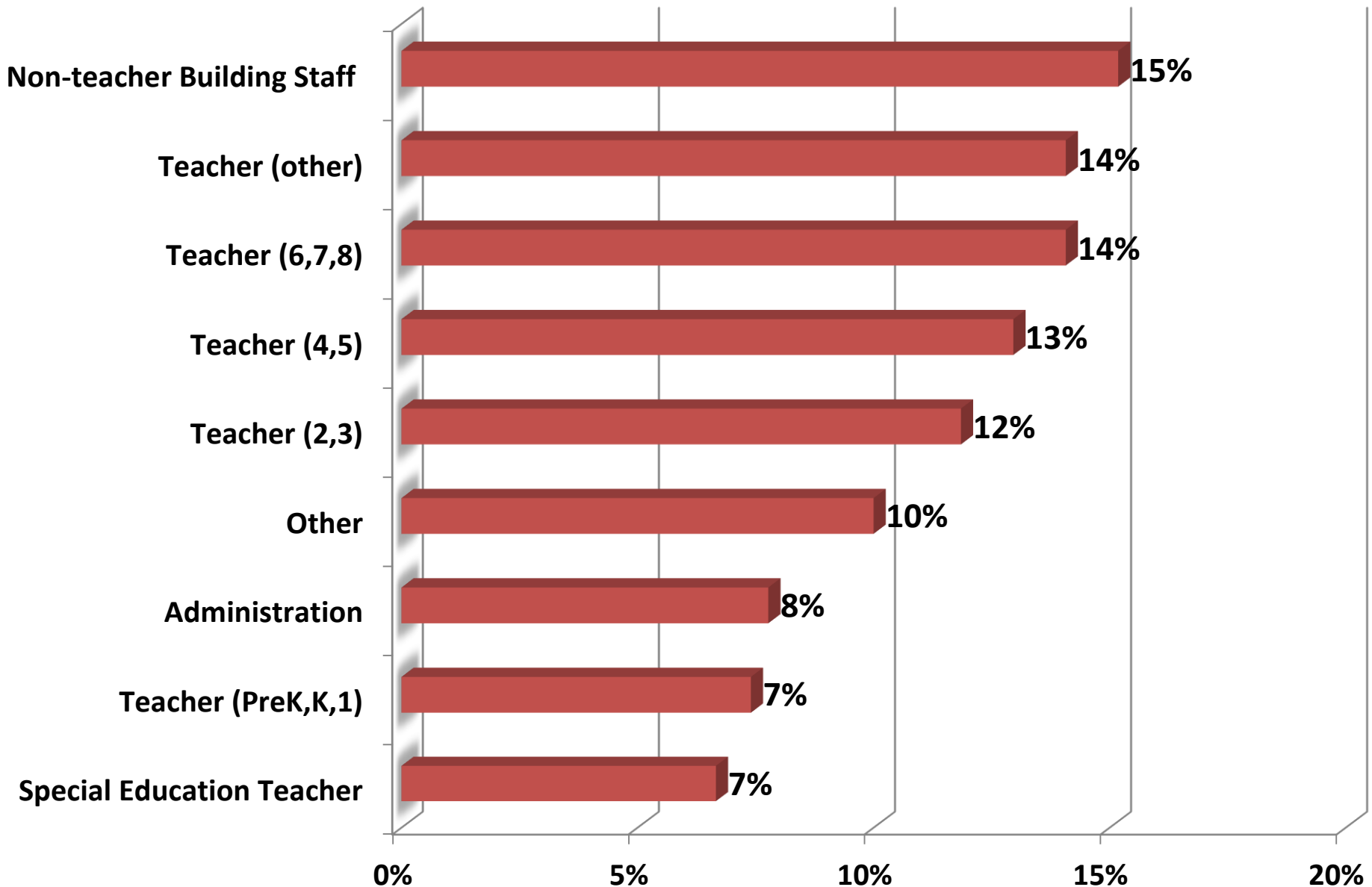
Item	2014	2016	2018	Difference
Poor study habits	2.82	2.85	2.96	-0.11
Peer pressure	2.41	2.63	2.75	-0.12
Teasing/bullying	2.69	2.44	2.57	-0.13
Could not get the extra help I needed	3.26	3.35	3.51	-0.16
Family obligations	2.36	2.40	2.56	-0.16
Competition among students	3.04	2.95	3.17	-0.22
Problems with friends	2.74	2.74	3.06	-0.32
Absences from school	4.08	3.92	4.31	-0.39

Staff

At which location do you spend the most time?



What best describes your position?



Engagement

Strongly agree (5), Agree (4), Disagree (2), Strongly disagree (1)

Item	2014	2016	2018	Difference
Parents feel welcome in our school.	4.43	4.39	4.49	0.10
My job is personally satisfying.	4.26	4.32	4.31	-0.01
I understand how my work directly contributes to the overall success of our District.	4.42	4.42	4.34	-0.08
I would recommend our District to others seeking employment.	3.89	3.87	3.68	-0.19
I am proud of our District.	4.11	4.09	3.86	-0.23
I have confidence in the leadership of our District.	3.85	3.69	3.45	-0.24
I have confidence in the leadership of our school.	4.03	4.00	3.69	-0.31

Work Environment (Slide 1/2)

Strongly agree (5), Agree (4), Disagree (2), Strongly disagree (1)

Item	2014	2016	2018	Difference
I have been given the materials and supplies I need to do my job effectively.	3.69	3.63	4.00	0.37
I am satisfied with the technology resources/support available to me.	3.95	3.92	4.24	0.32
The amount of work I am asked to do is reasonable.	3.18	3.29	3.56	0.27
I have the resources I need to work with a diverse student population.	3.55	3.59	3.69	0.10
I get along well with the people with whom I work.	4.53	4.53	4.56	0.03
Our classrooms and schools are well maintained.	4.15	4.15	4.18	0.03
I receive the training I need to do my job well.	3.91	3.88	3.85	-0.03

Work Environment (Slide 2/2)

Strongly agree (5), Agree (4), Disagree (2), Strongly disagree (1)

Item	2014	2016	2018	Difference
Adults at school treat children with respect.	4.38	4.42	4.36	-0.06
I feel safe at work.	4.52	4.54	4.45	-0.09
The students in my class help each other learn.	4.31	4.35	4.26	-0.09
Children are safe at school.	4.46	4.57	4.41	-0.16
The students in my class get along well.	4.33	4.4	4.23	-0.17
Children treat other children with respect at school.	3.95	4.12	3.86	-0.26
I have adequate opportunities for professional development.	3.82	3.77	3.39	-0.38

Communication

Strongly agree (5), Agree (4), Disagree (2), Strongly disagree (1)

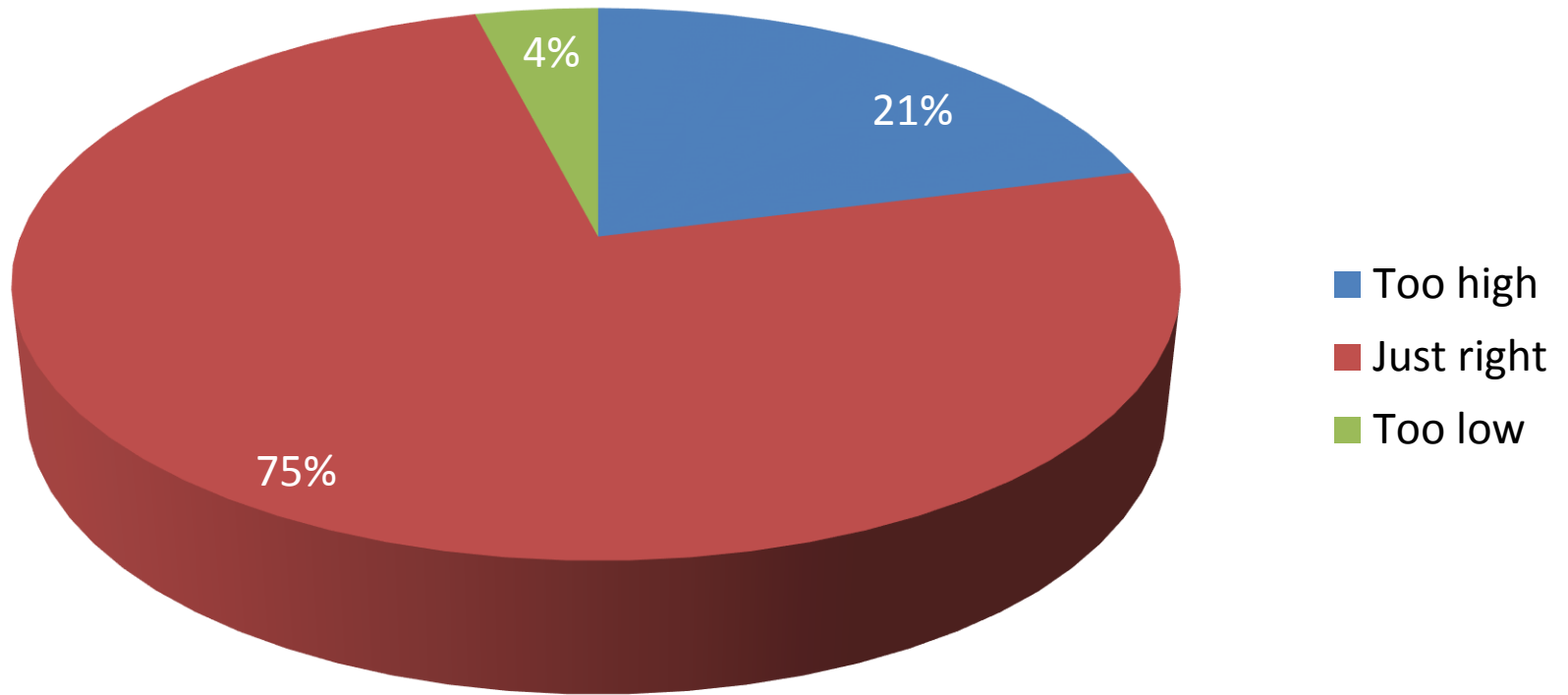
Item	2014	2016	2018	Difference
I have a good understanding of the long-range plan and goals of the District.	3.62	3.55	3.82	0.27
I receive credit and recognition when I do a good job.	3.40	3.55	3.68	0.13
I feel comfortable sharing my ideas and opinions.	3.72	3.85	3.94	0.09
I receive feedback that helps me improve my performance.	3.63	3.74	3.82	0.08
There is good communication between the building administrators and staff.	3.66	3.75	3.81	0.06
I know what is expected of me at work.	4.13	4.24	4.25	0.01
There is good communication between the District administrators and staff.	3.50	3.50	3.46	-0.04
School/department information is communicated effectively to me.	3.71	3.82	3.73	-0.09
I am kept informed about matters important to my work.	3.78	3.79	3.69	-0.10

Culture

Strongly agree (5), Agree (4), Disagree (2), Strongly disagree (1)

Item	2014	2016	2018	Difference
Staff members like me can bring about change in my department/school.	3.76	3.87	3.92	0.05
My school operates as a team.	3.75	4.01	4.03	0.02
Our schools can be described as "good places to learn".	4.30	4.36	4.38	0.02
Employees here are encouraged to share work-related ideas and suggestions.	4.03	4.18	4.17	-0.01
My school works hard to find ways to improve.	4.32	4.31	4.29	-0.02
I have adequate opportunities to participate in decisions that affect me.	3.35	3.37	3.35	-0.02
I am encouraged to try new ideas or ways of doing things.	4.09	4.14	4.11	-0.03
Students here believe the staff cares about them.	4.47	4.52	4.47	-0.05
I am satisfied with our school's efforts to prevent bullying.	3.84	4.19	4.02	-0.17

Academic expectations in our school are:



Principal

Strongly agree (5), Agree (4), Disagree (2), Strongly disagree (1)

Item	2014	2016	2018	Difference
My principal is an effective leader of our building.	3.99	3.89	4.12	0.23
My principal is consistent when administering policies concerning employees.	3.92	3.83	4.06	0.23
My principal presents a positive image to the school community.	4.26	4.32	4.54	0.22
My principal recognizes my ideas or suggestions for improvement.	3.86	3.94	4.15	0.21
My principal treats me with respect.	4.32	4.33	4.46	0.13

Superintendent

Strongly agree (5), Agree (4), Disagree (2), Strongly disagree (1)

Item	2014	2016	2018	Difference
The superintendent is aware of major concerns of employees.	3.57	3.41	3.86	0.45
The superintendent is doing what it takes to make our District successful.	4.19	3.79	4.02	0.23
The superintendent communicates well with the District.	4.10	3.88	4.07	0.19
The superintendent presents a positive image to the school community.	4.45	4.13	4.26	0.13
I trust that the superintendent will advocate for the best interest of the District to the School Board.	4.21	3.89	3.91	0.02

School Board

Strongly agree (5), Agree (4), Disagree (2), Strongly disagree (1)

Item	2014	2016	2018	Difference
The Board presents a positive image to the school community.	3.95	2.41	1.90	-0.51
The Board is doing what it takes to make our district successful.	3.84	2.78	2.12	-0.66
I trust that the Board will make decisions in the best interest of the students.	3.68	2.73	2.06	-0.67
The Board appropriately balances the mission of the District with fiscal responsibility.	3.82	3.25	2.47	-0.78

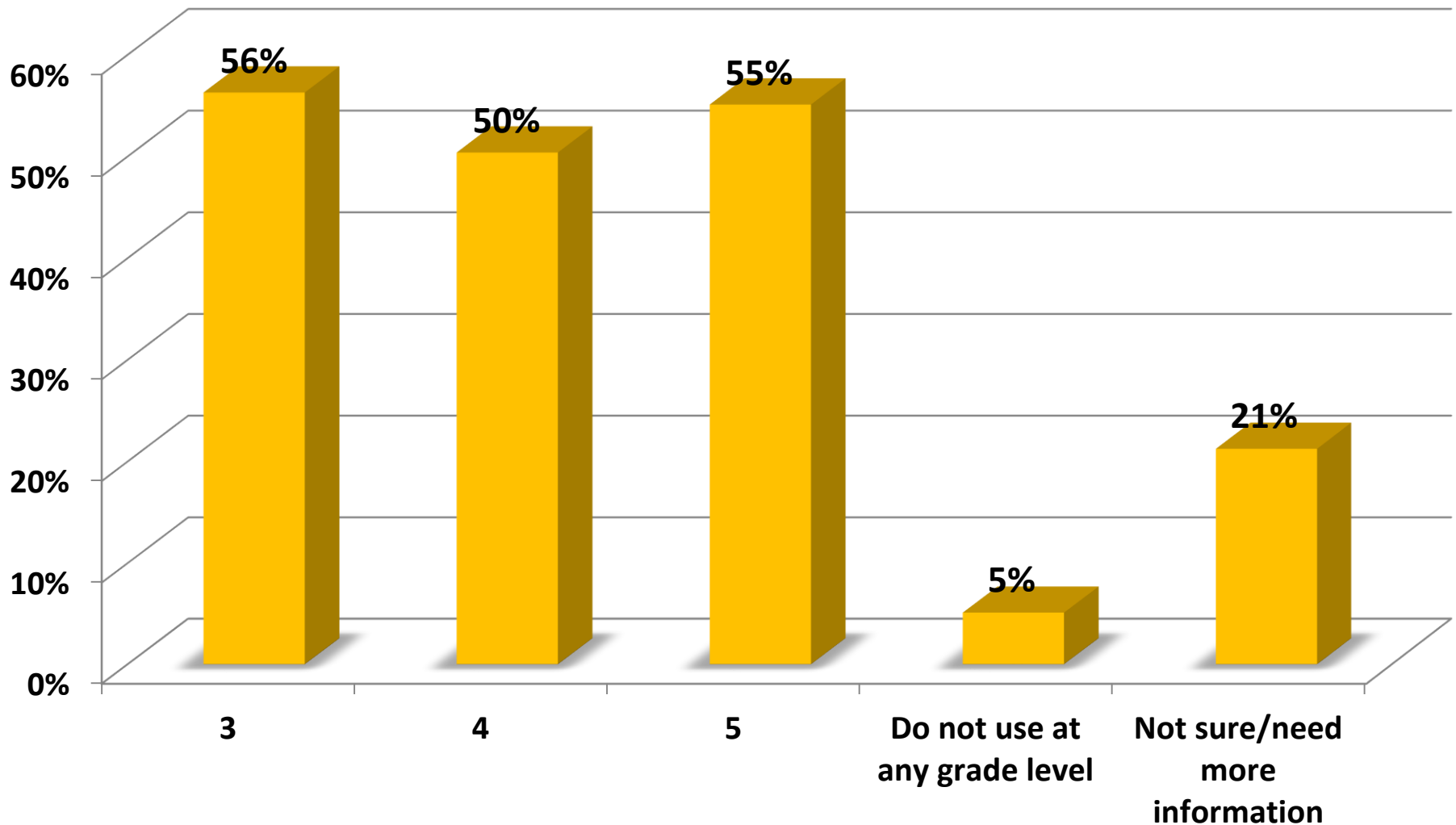
Initiatives

Initiatives

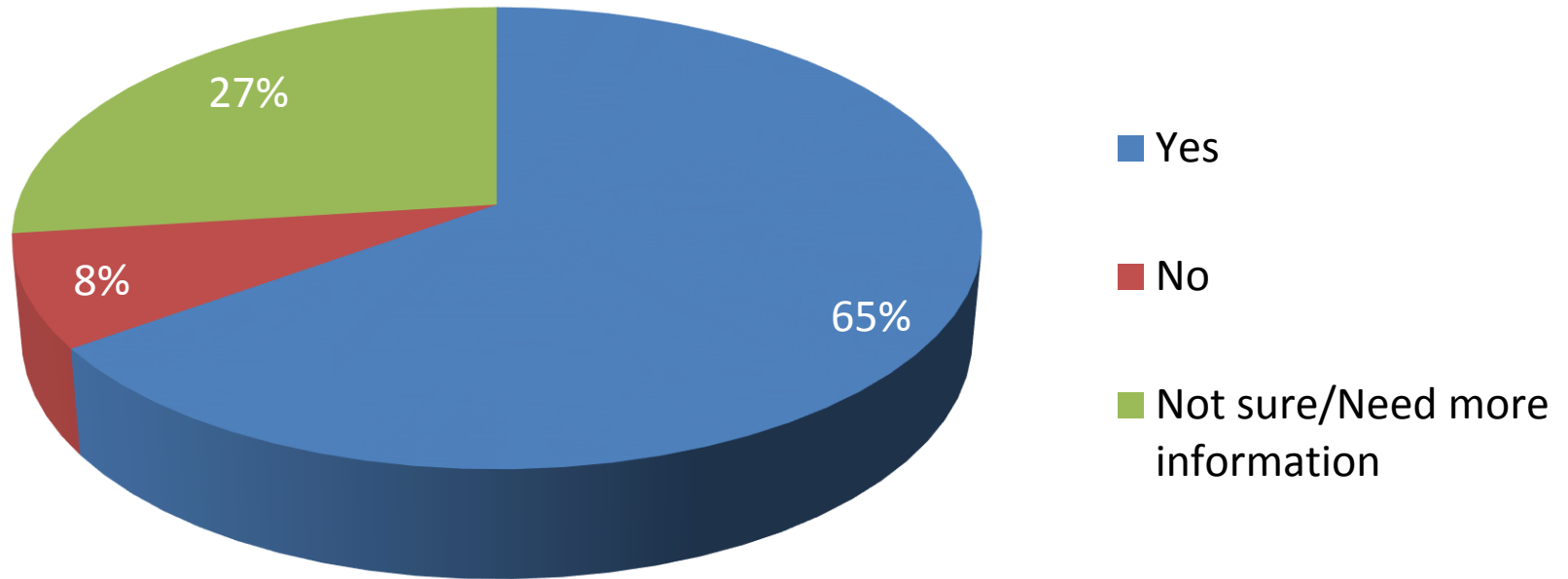
Strongly agree (5), Agree (4), Disagree (2), Strongly disagree(1)

Item	% Strongly agree/Agree	Average
Allowing teachers to focus on specific subjects is an effective strategy.	92%	4.43
Overall, I like the strategy of allowing teachers to specialize.	89%	4.31
Children respond well to having two main teachers.	84%	4.18
It is easier for students to apply what they've learned when subjects are integrated.	81%	3.94

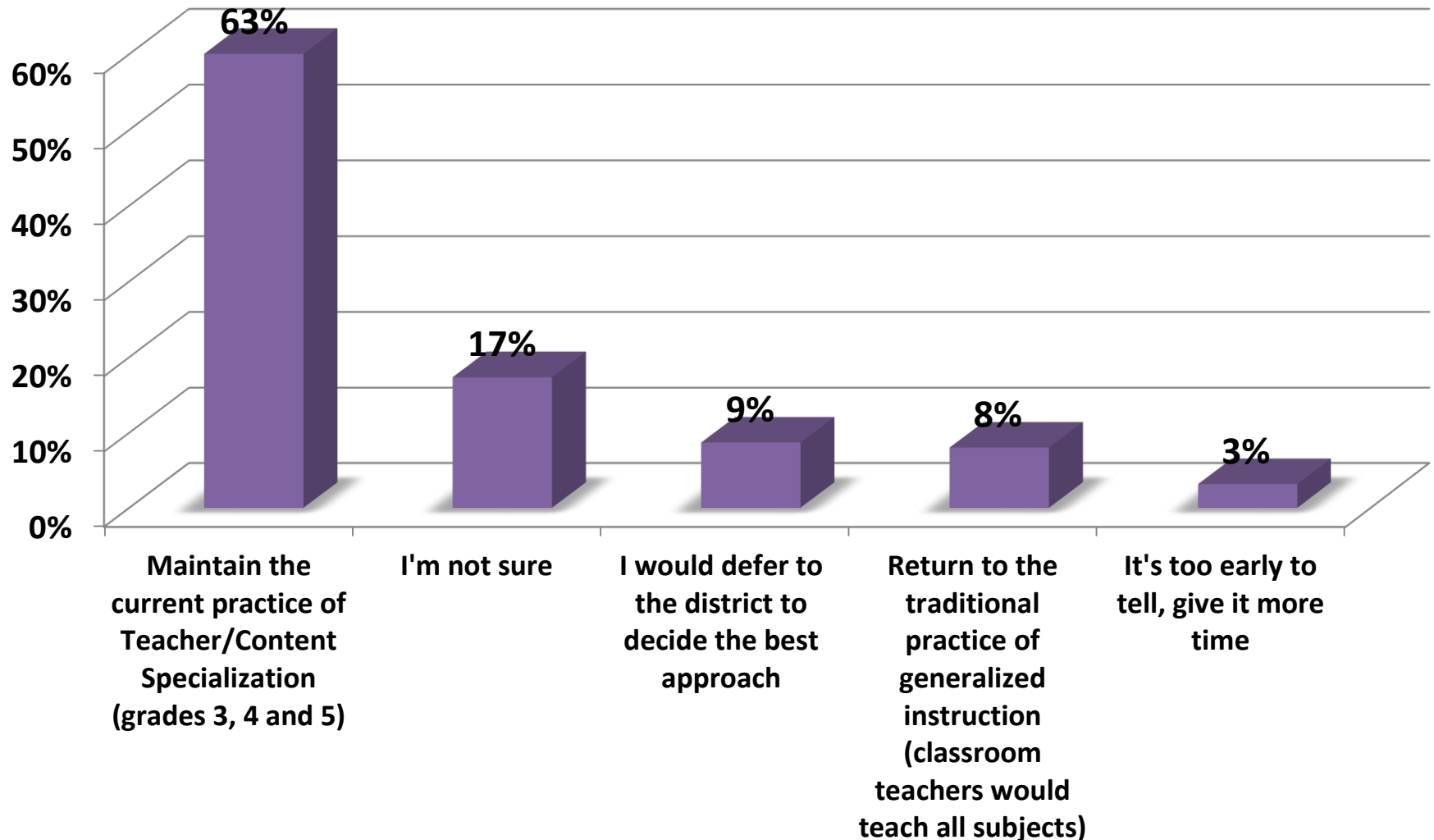
At which grade level do you believe subject level specialization should be implemented?



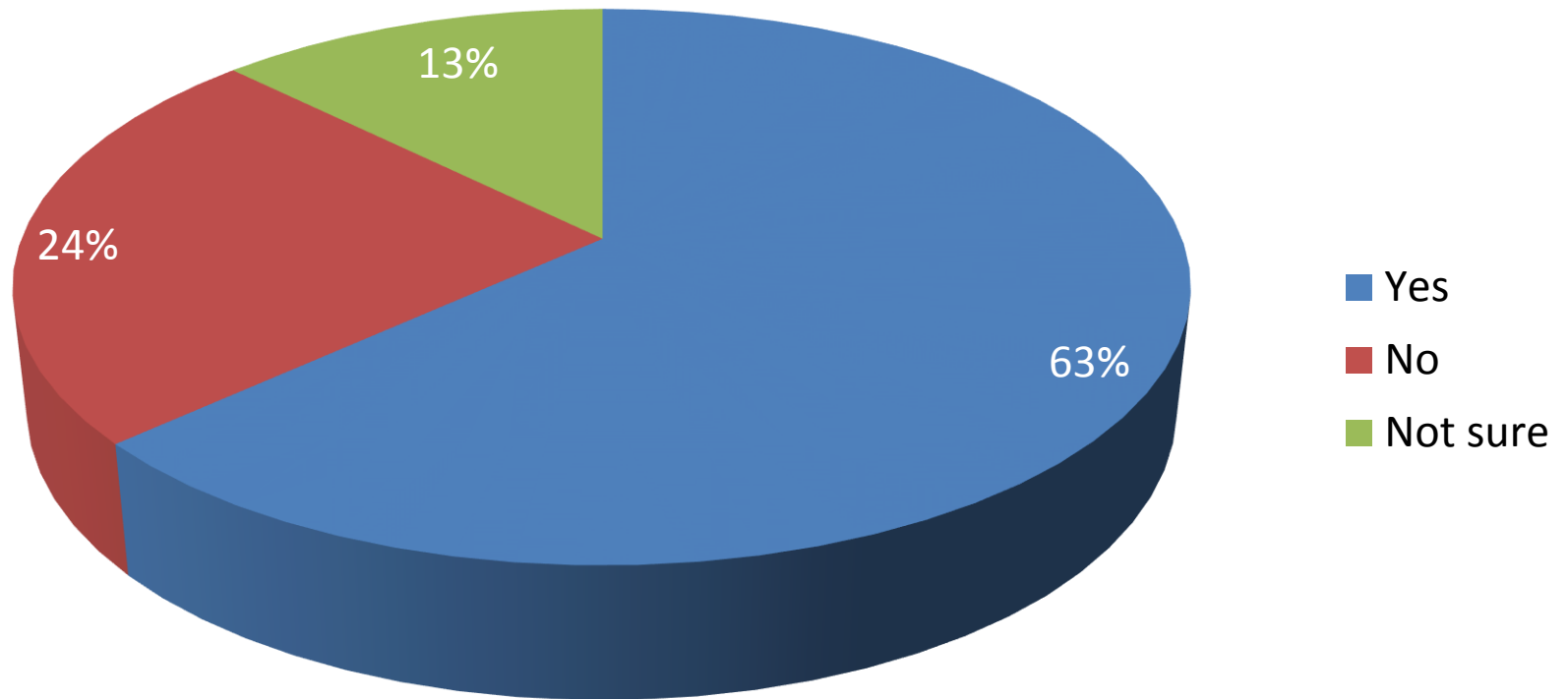
Do you feel your students have or will benefit from Teacher/Content Specialization?



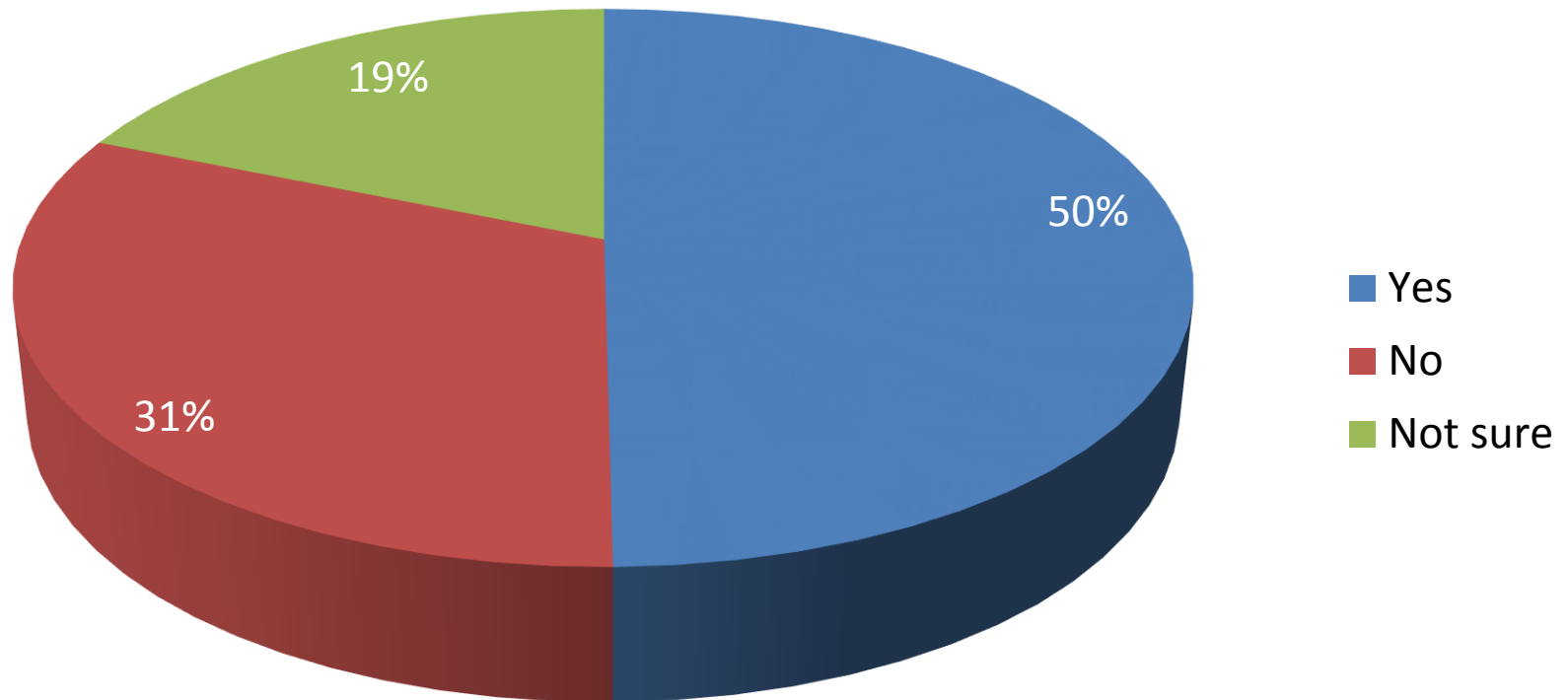
What advice would you give the District in terms of continuing to implement the Teacher/Content Specialization strategy?



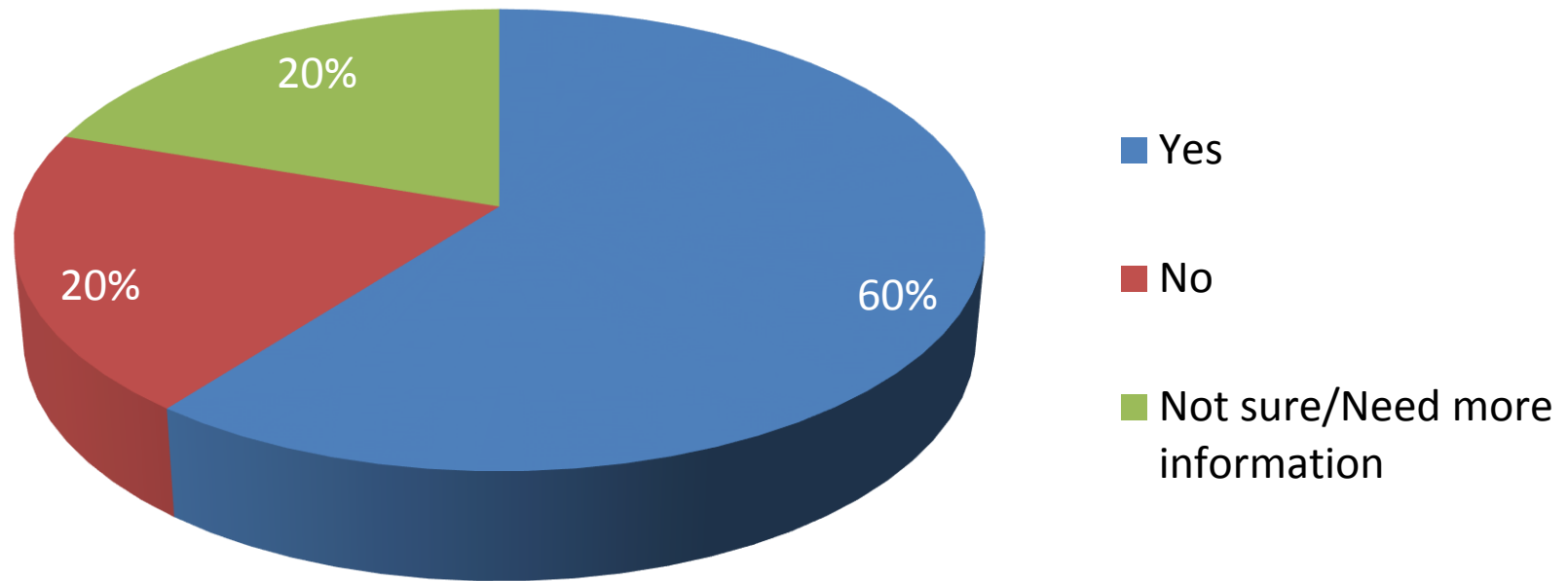
Have you incorporated Problem-Based Learning into your teaching?



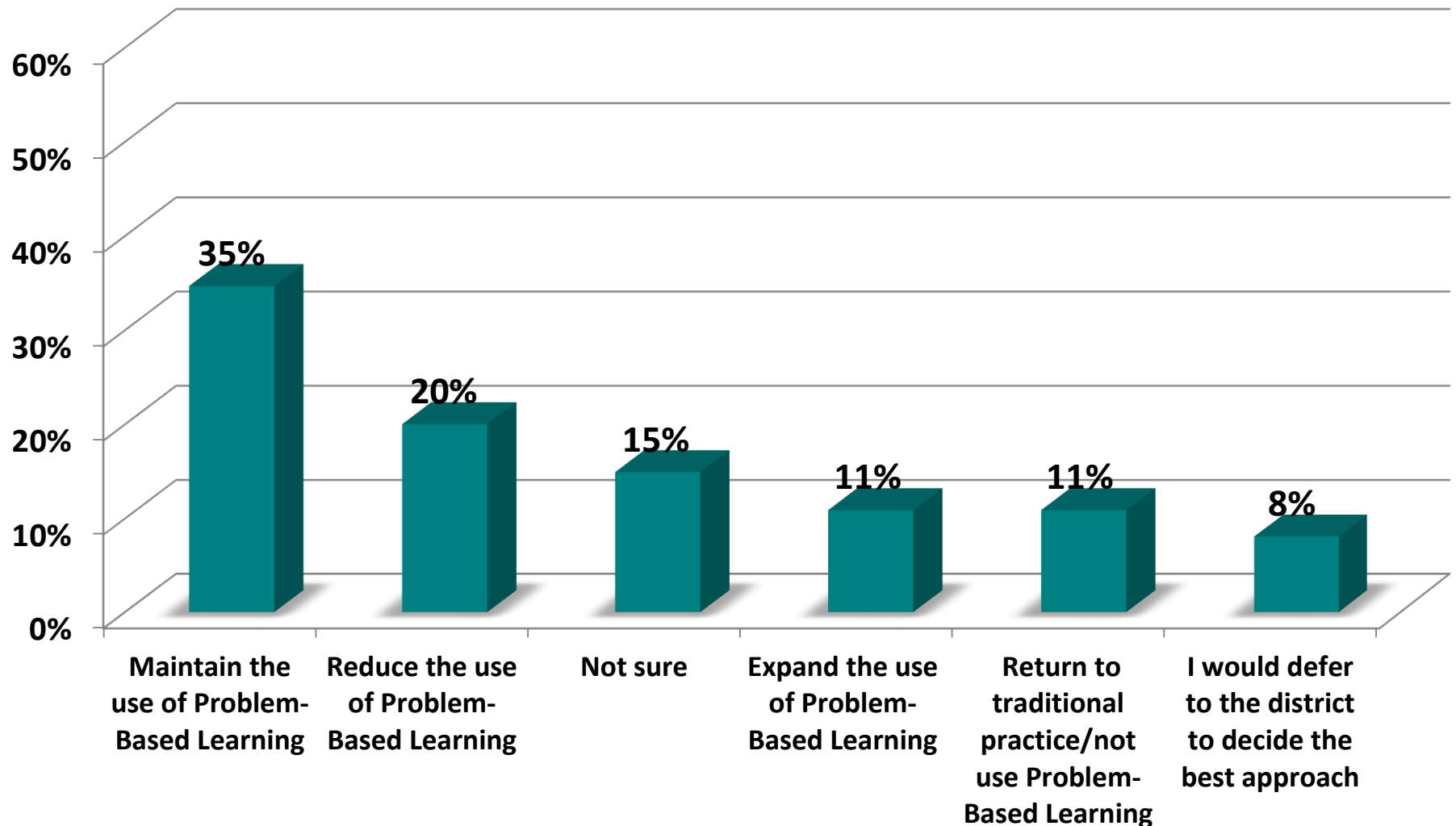
Do you feel you have had adequate training on Problem-Based Learning?



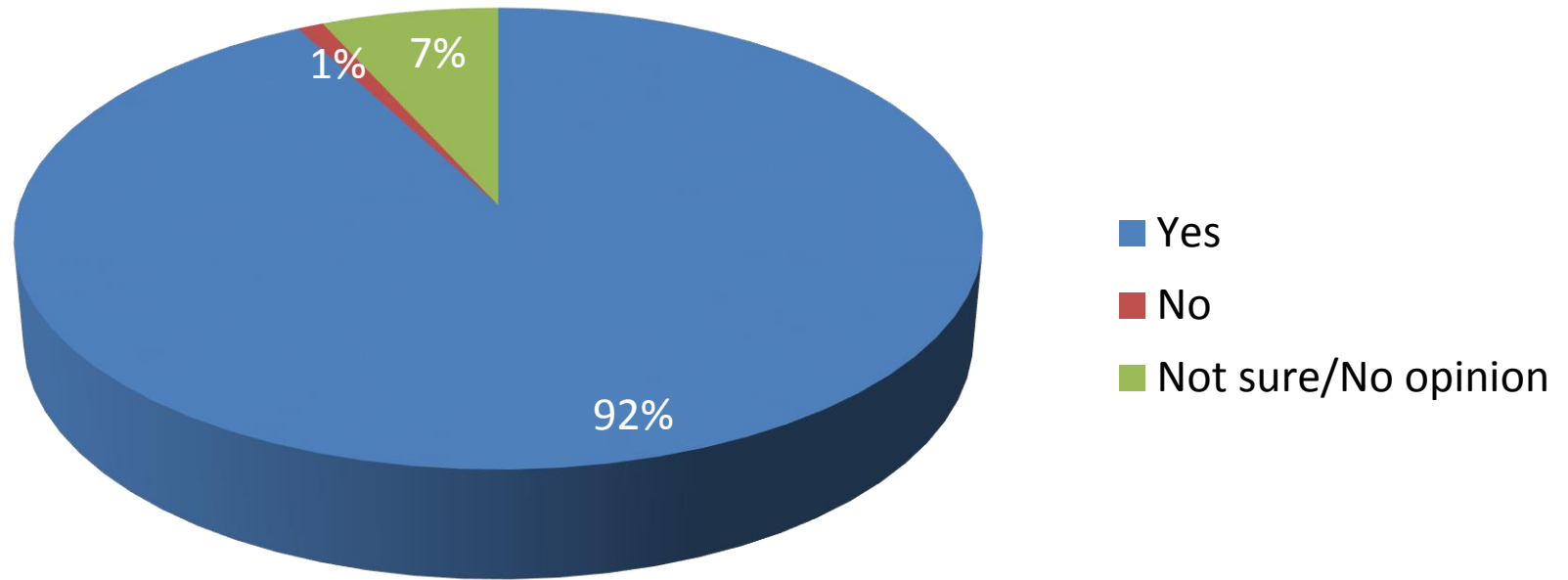
Do you feel our students have or will benefit from Problem-Based Learning?



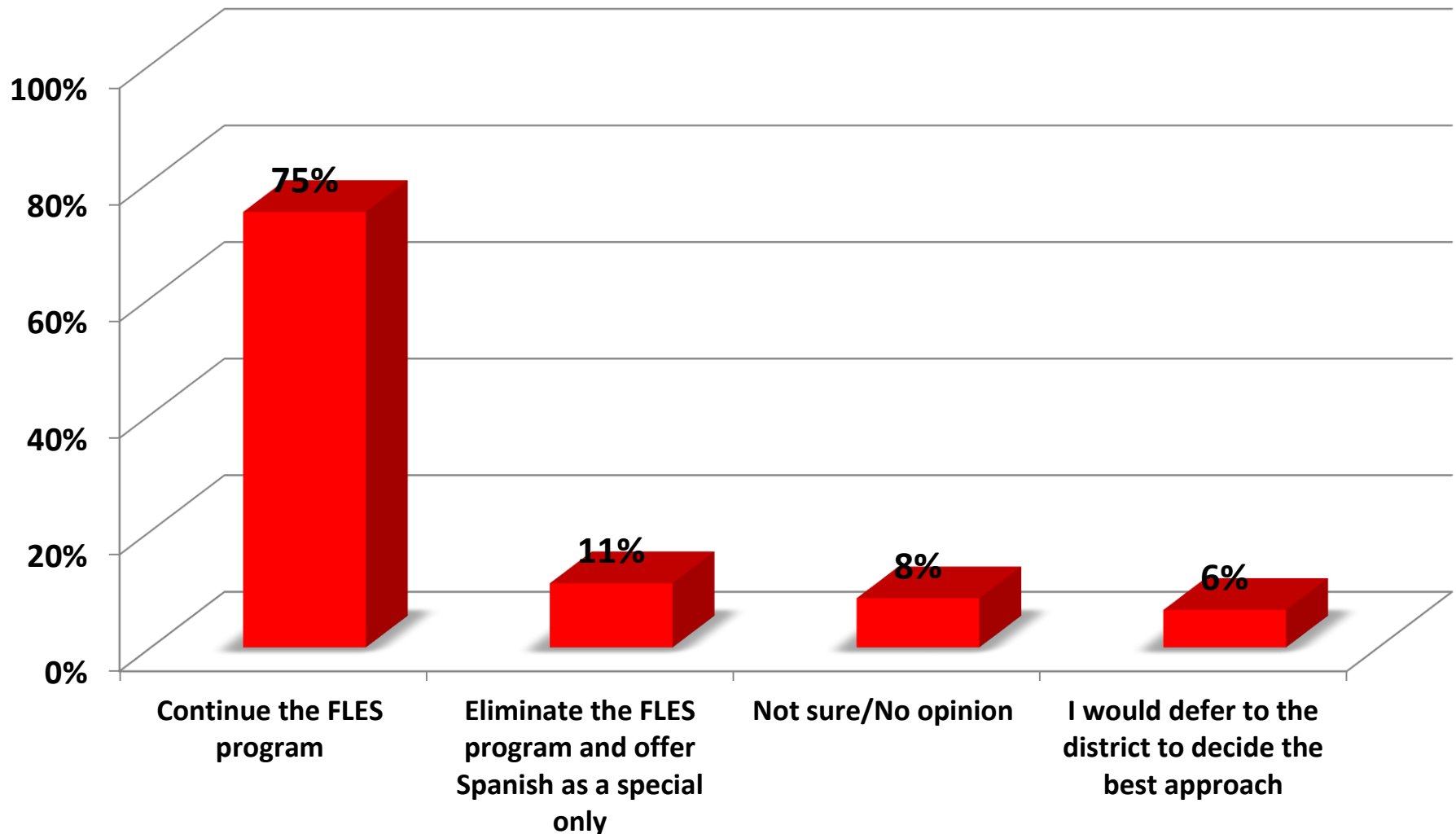
What advice would you give in terms of continuing to use the Problem-Based Learning teaching strategy?



I believe there is a benefit to learning a foreign language at a young age.

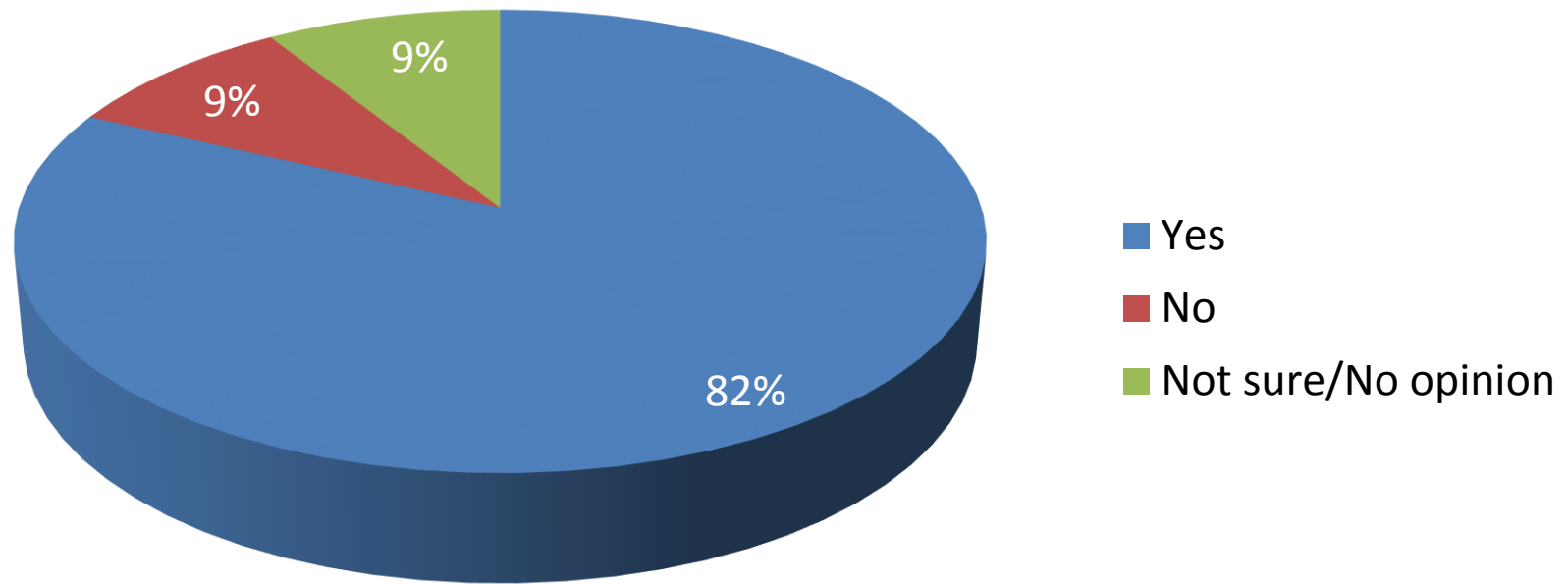


What advice would you give in terms of continuing the FLES program?



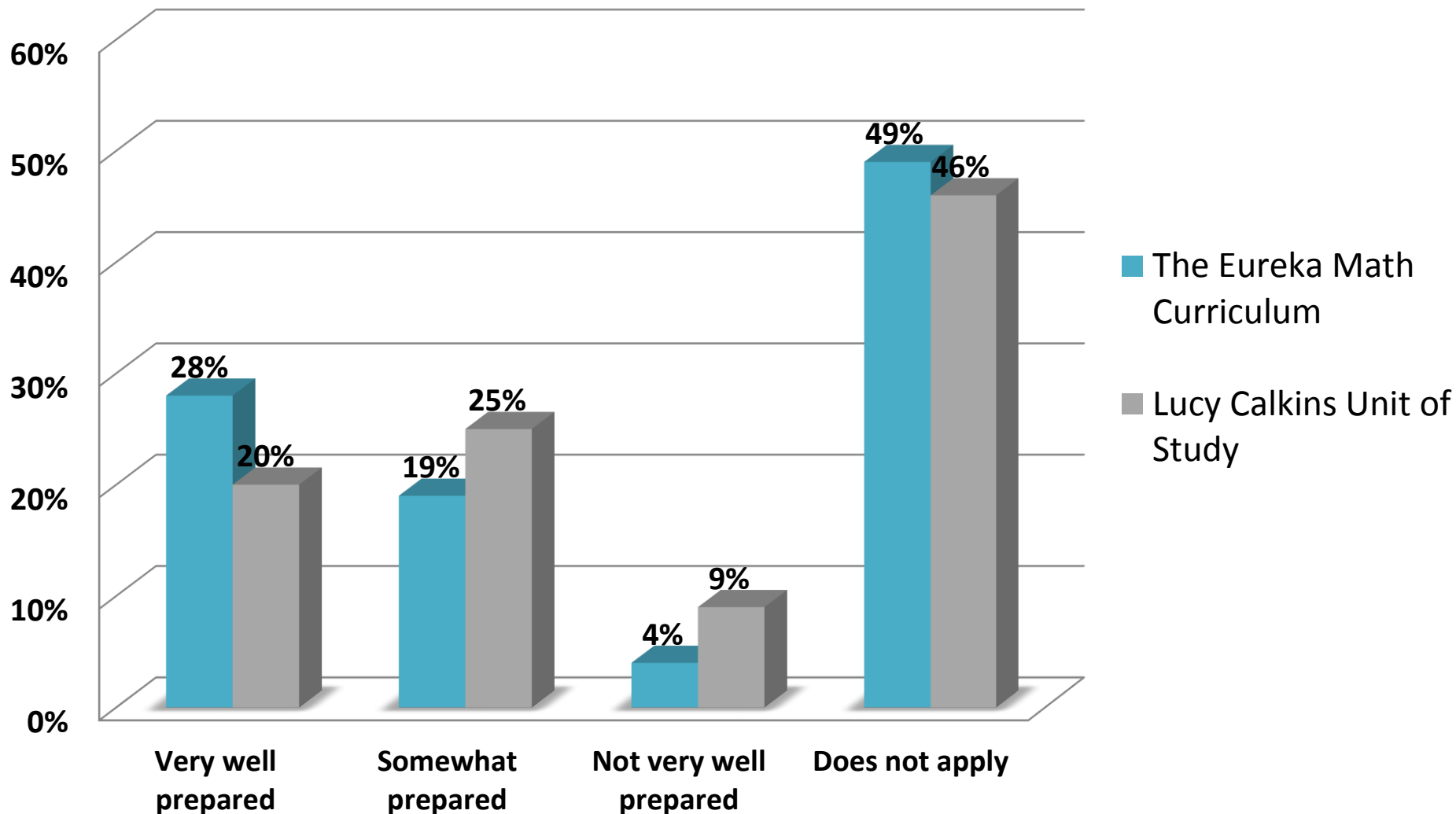
Foreign language is currently offered to all 7th and 8th grade students.

Do you feel it is important to maintain daily foreign language instruction in grades 6, 7 and 8?



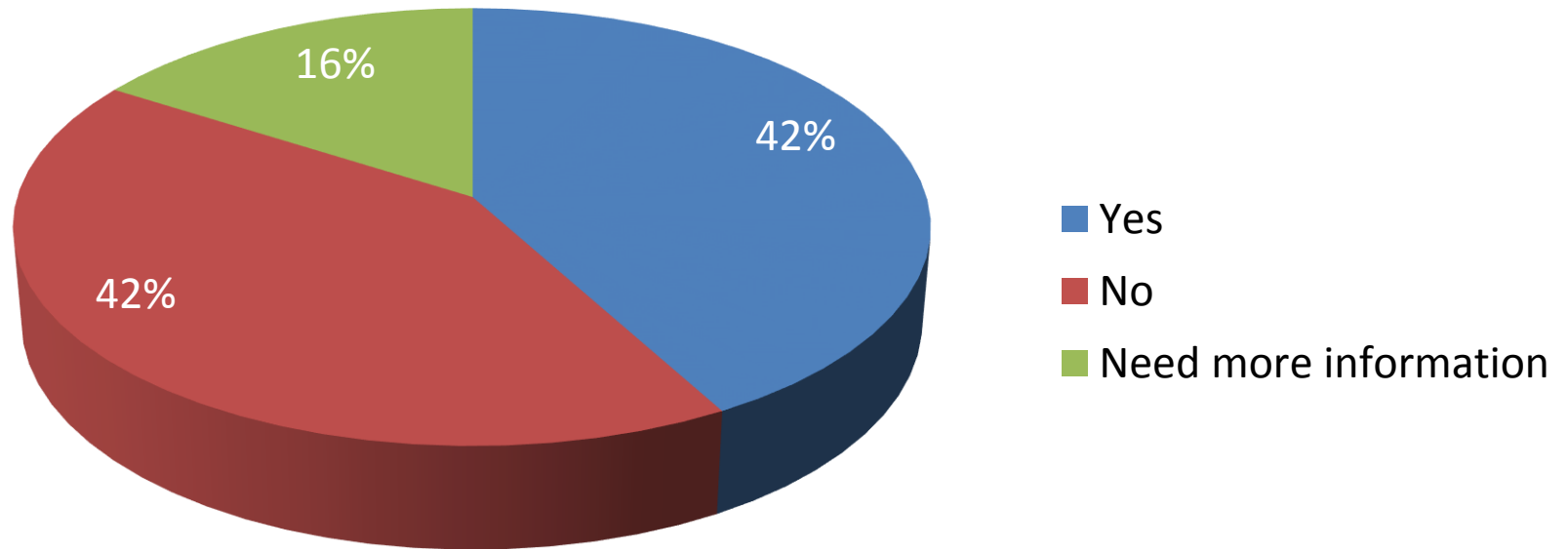
Teachers only:

How well prepared do you feel to successfully teach/implement the following:



4th and 5th Grade Teachers Only:

Do you feel it would be beneficial for 4th and 5th grade students to be able to take their Chromebooks home?



Overall Satisfaction

Please rate your overall perception of the District in the following areas:

Excellent (4), Good (3), Fair (2), Poor (1)

Item	2014	2016	2018	Difference
Principal	3.13	3.16	3.32	0.16
Support Staff	3.41	3.48	3.56	0.08
Teachers	3.55	3.64	3.67	0.03
District Administration	2.96	2.94	2.92	-0.02
Board of Education	2.76	2.10	1.61	-0.49

Overall Satisfaction

Strongly agree (5), Agree (4), Disagree (2), Strongly disagree (1)

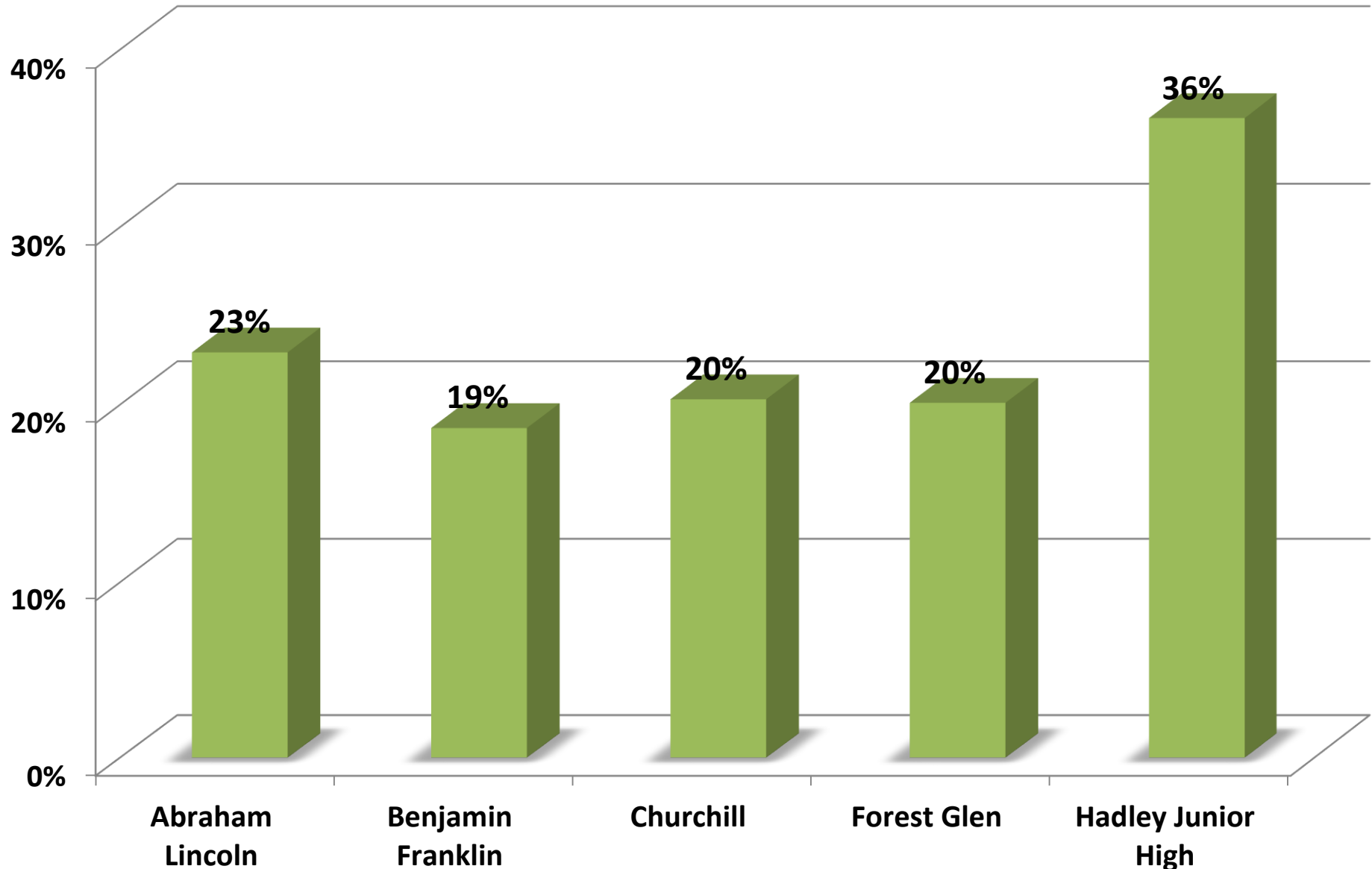
Item	2014	2016	2018	Difference
District 41 does a good job meeting the needs of English Language Learners.	3.50	3.85	4.02	0.17
Overall, I am satisfied with District 41 academics.	3.94	3.99	4.14	0.15
District 41 provides adequate space for students.	2.88	3.23	3.37	0.14
Overall, I am satisfied with District 41 facilities.	3.29	3.65	3.76	0.11
District 41 does a good job meeting the needs of Special Education students.	3.31	3.37	3.47	0.10
District 41 does a good job meeting the needs of all students.	3.50	3.79	3.84	0.05
District 41 does a good job preparing children for the future.	4.01	4.15	4.19	0.04
Overall, I am satisfied with District 41.	3.97	4.00	3.98	-0.02
District 41 uses its money and resources well.	3.40	3.60	3.41	-0.19

Staff Comment Themes

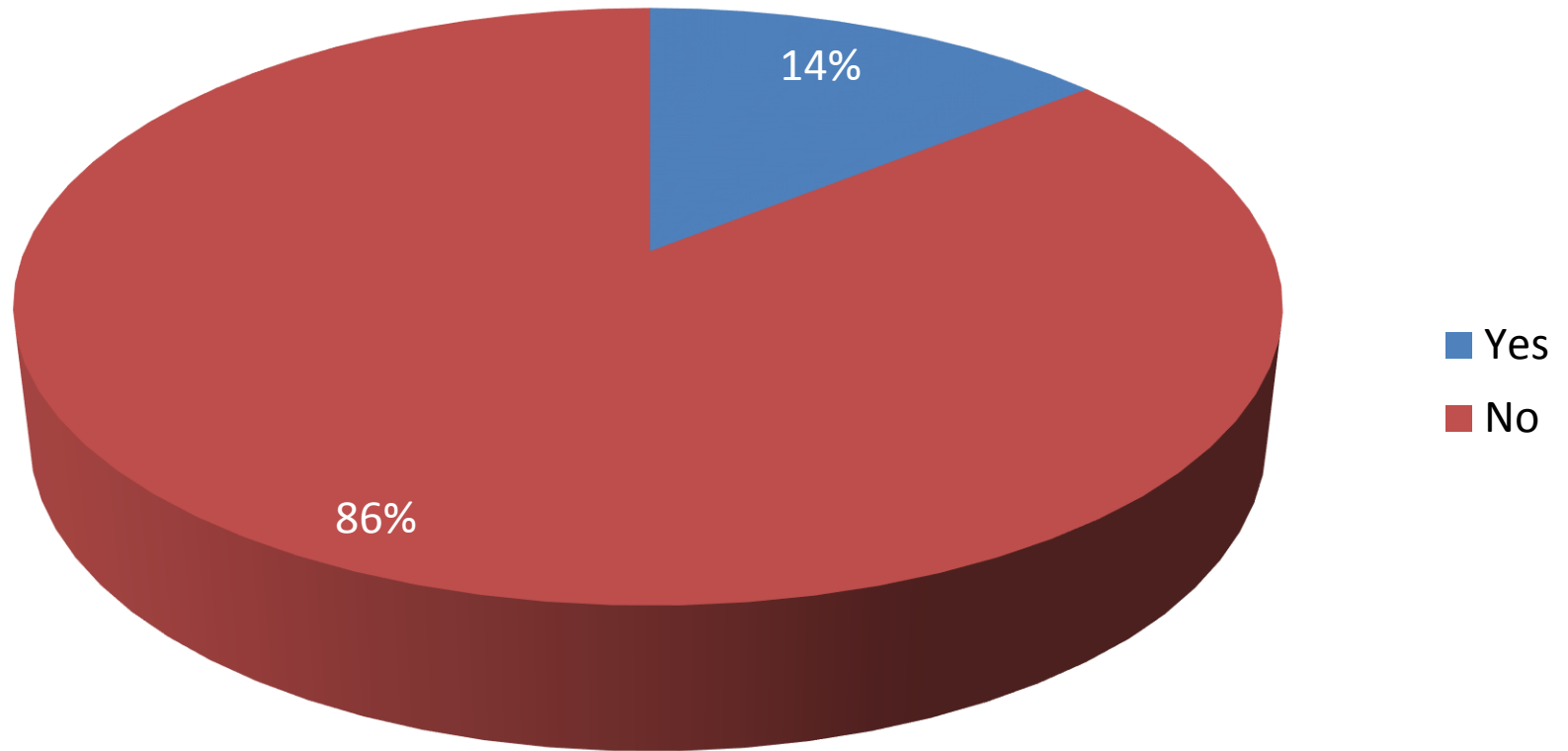
- Teachers would like more training and professional development.
- Staff would like to see changes in communication within the District.
- Staff would like a stronger voice in the decisions that affect them.
- Staff shared concerns regarding trust and the public image of the School board.
- Staff shared comments regarding what they like most about Glen Ellyn School District 41.

Parents

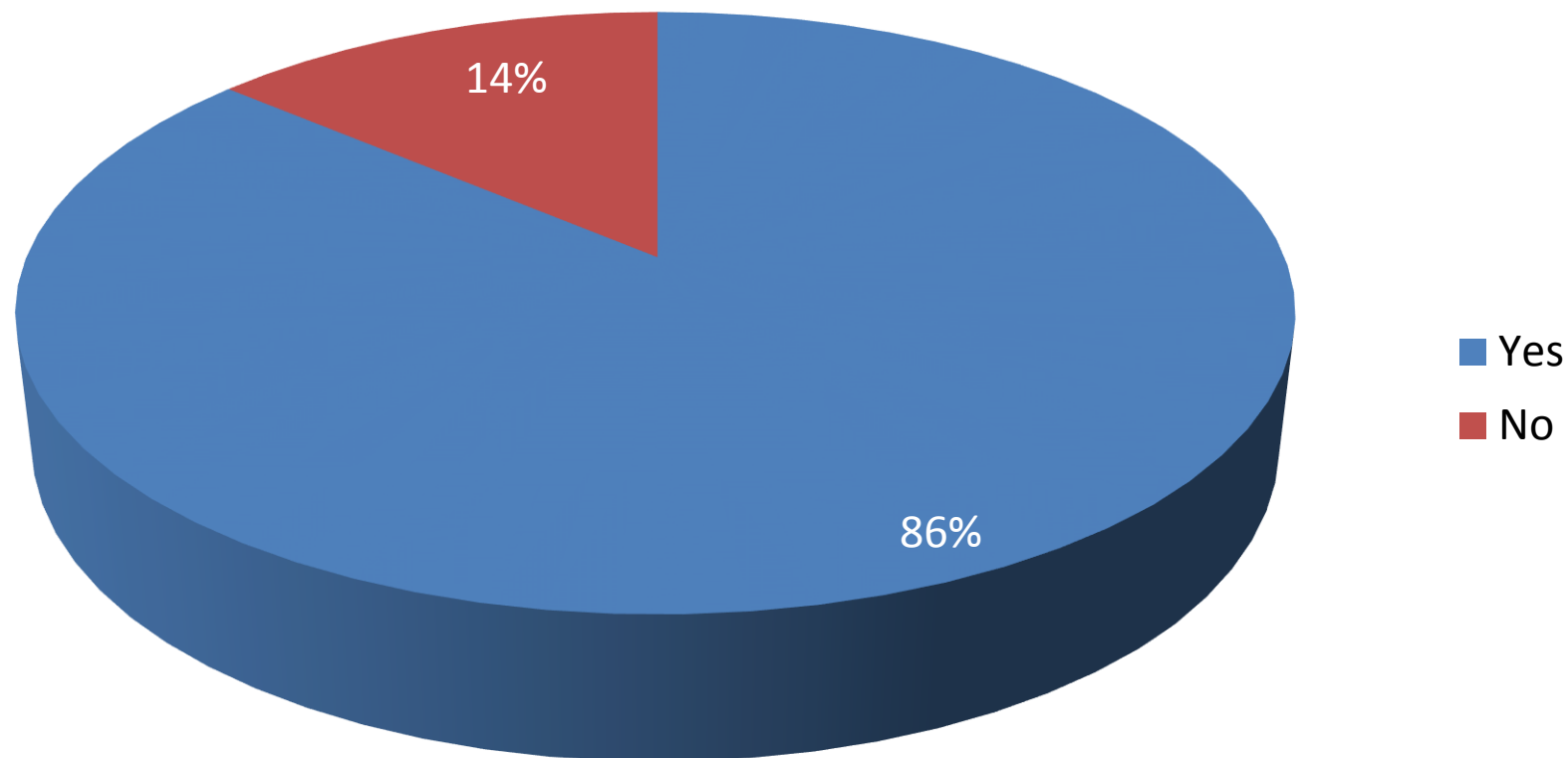
Which school(s) does your child(ren) attend?



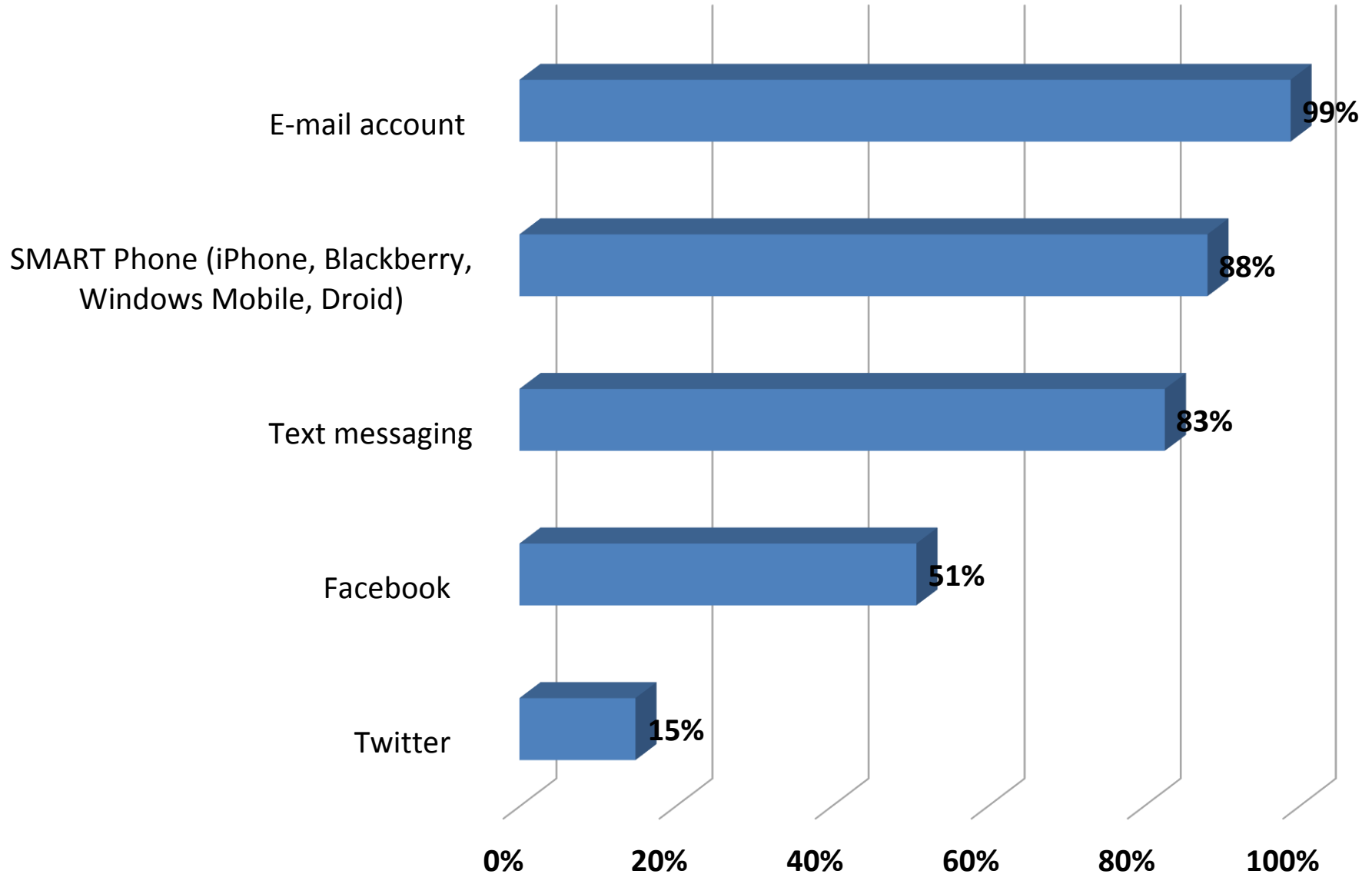
Do you currently utilize an outside tutor for your child(ren)?



Did any of your child(ren) receive pre-school education prior to attending D41?



I use the following communication tools:



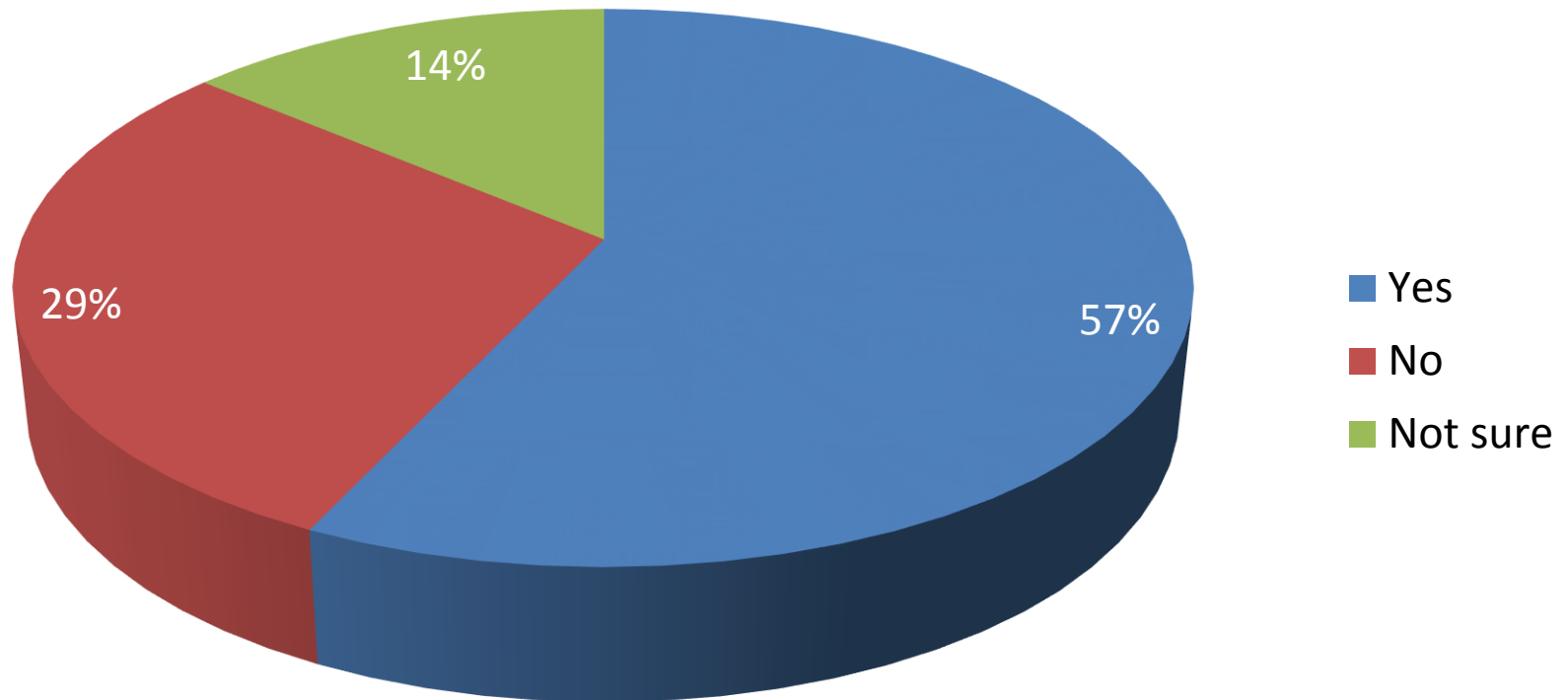
How satisfied are you with the job District 41 is doing:

Great (4), Good (3), Fair (2), Poor (1)

Item	% Great/Good	Average
Communicating with the public	88%	3.26
Maintaining an informative website	85%	3.18
Involving community members in decision making	70%	2.86

Initiatives

Has your child experienced elementary teacher/content specialization?

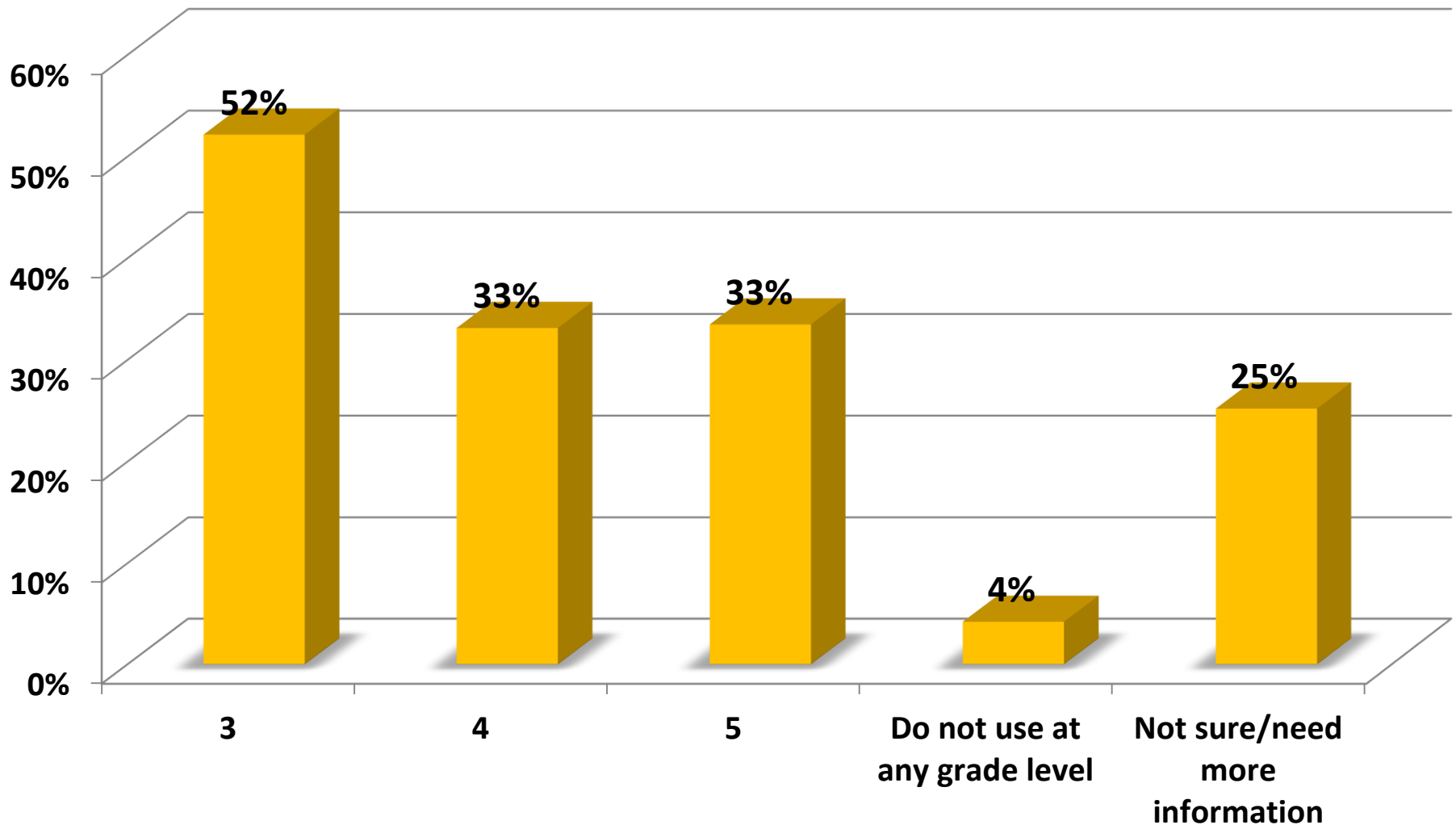


Please indicate your level of agreement for each item.

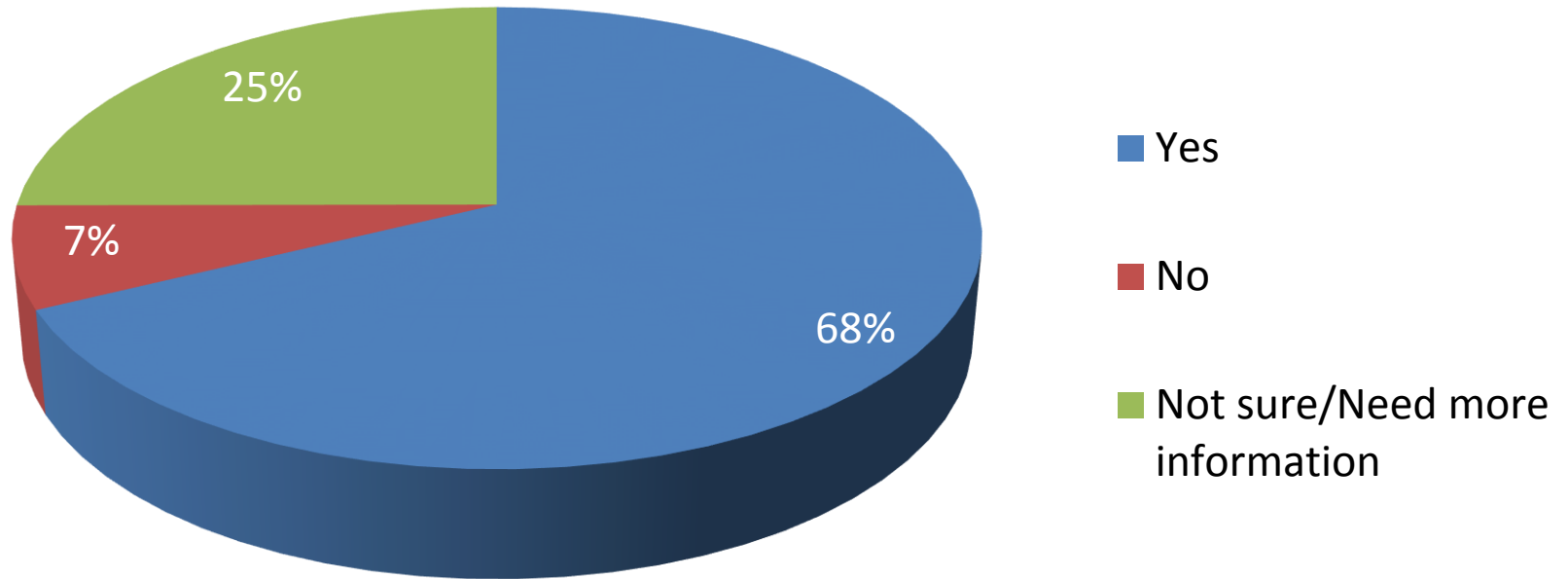
Strongly agree (5), Agree (4), Disagree (2), Strongly disagree(1)

Item	% Strongly agree/Agree	Average
Allowing teachers to focus on specific subjects is an effective strategy	94%	4.42
Overall, I like the strategy of allowing teachers to specialize	92%	4.36
Children respond well to having two main teachers	91%	4.30
It is easier for students to apply what they've learned when subjects are integrated	88%	4.12

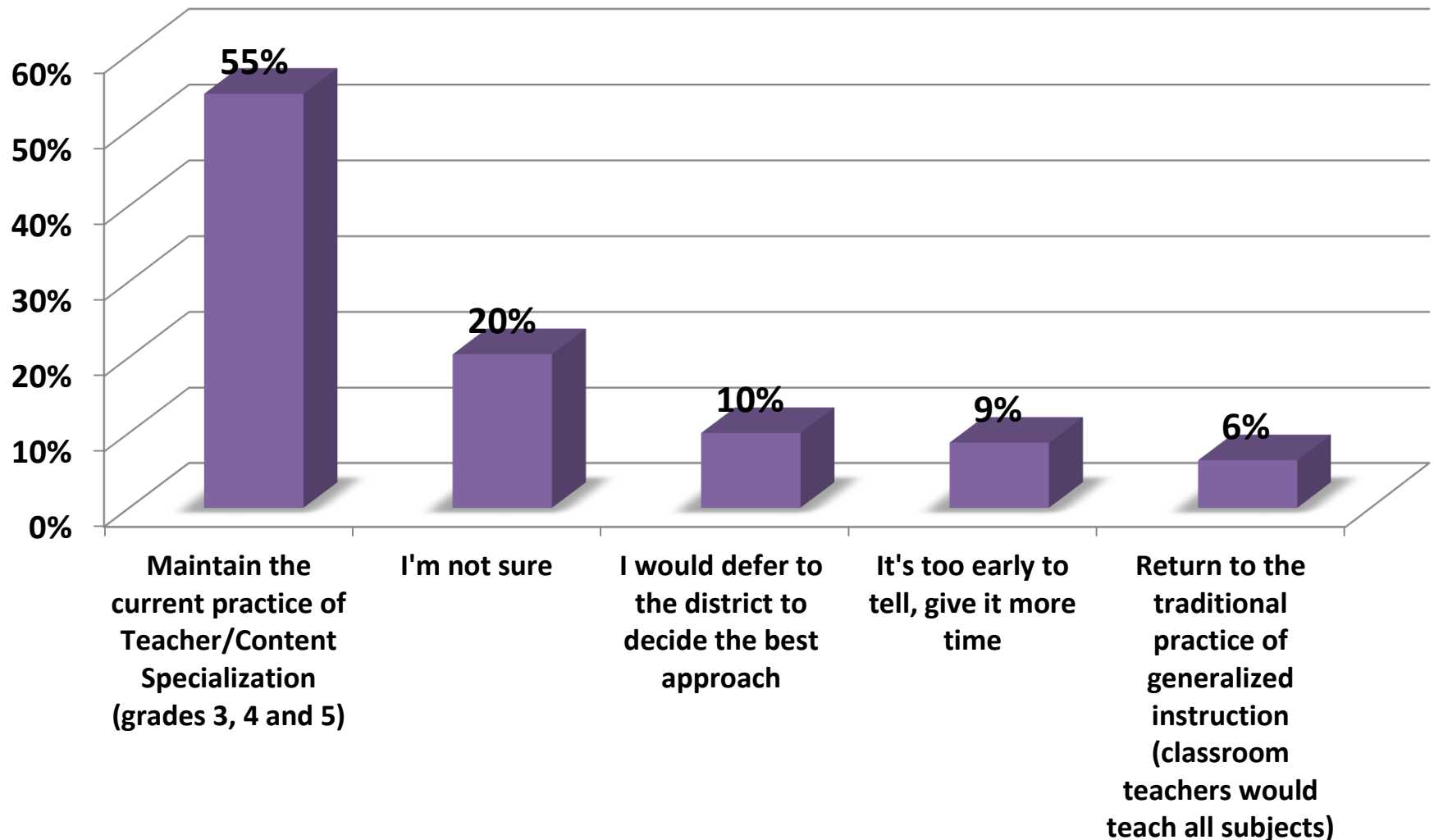
At which grade level do you believe subject level specialization should be implemented?



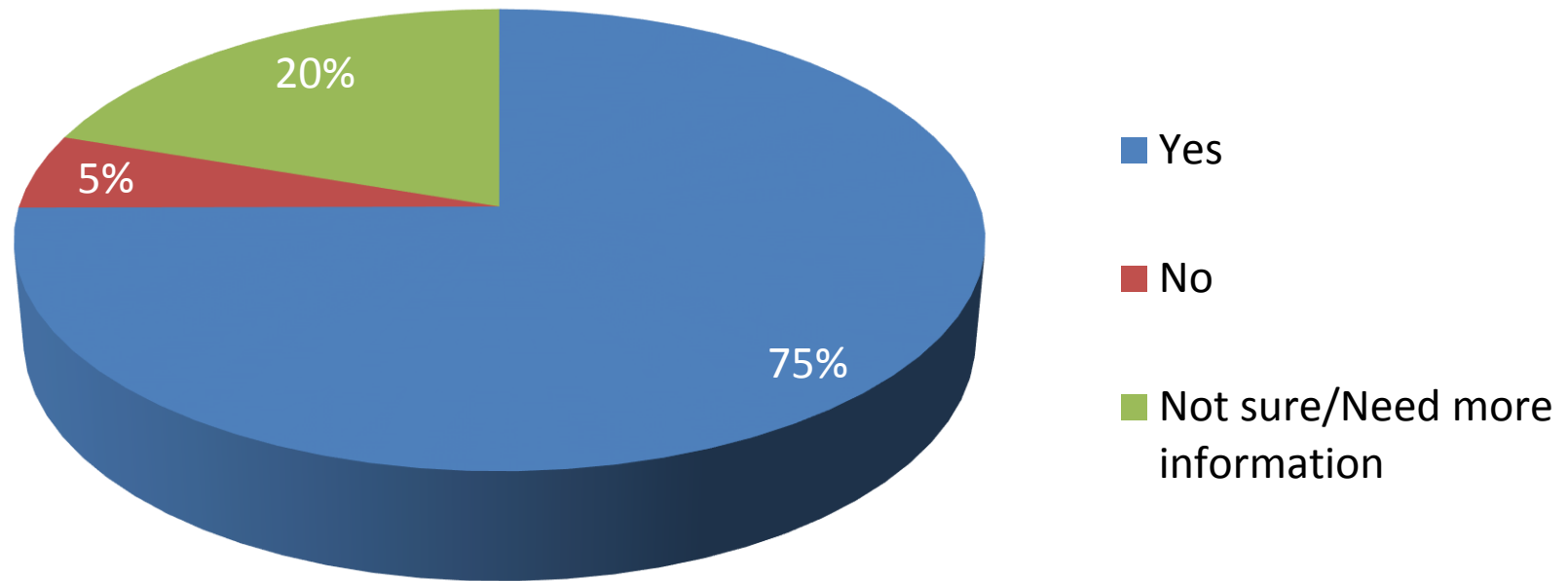
Do you feel your child has or will benefit from Teacher/Content Specialization?



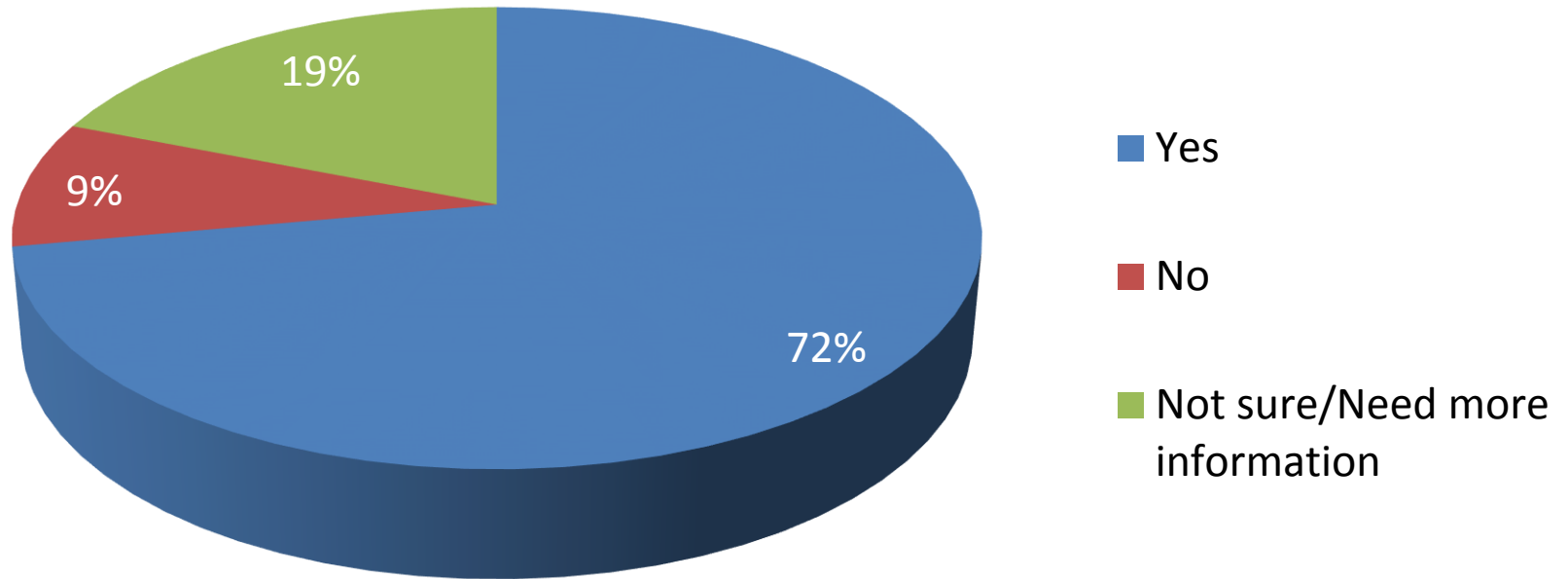
What advice would you give the District in terms of continuing to implement the Teacher/Content Specialization strategy?



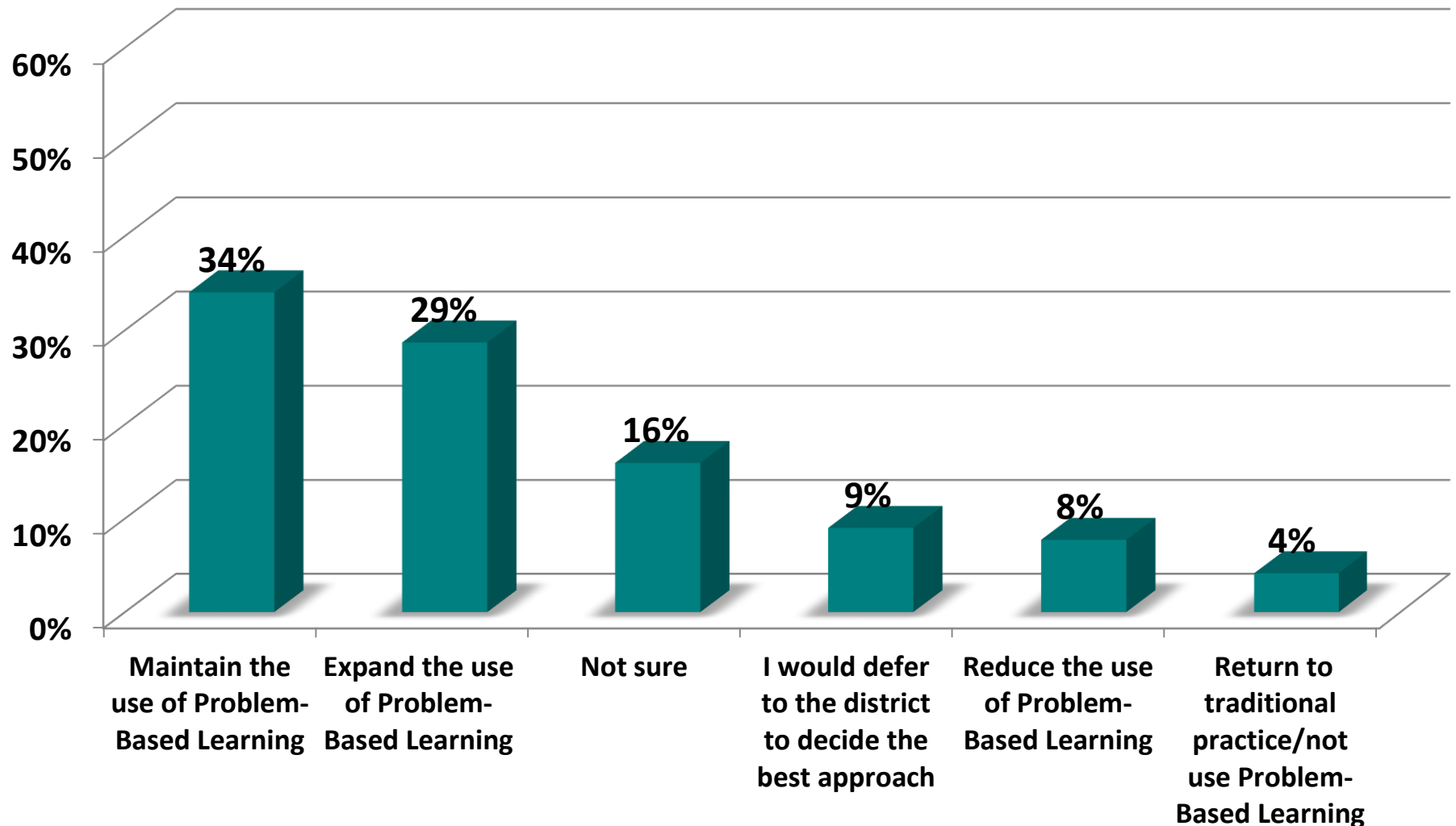
Has your child participated in Problem-Based Learning?



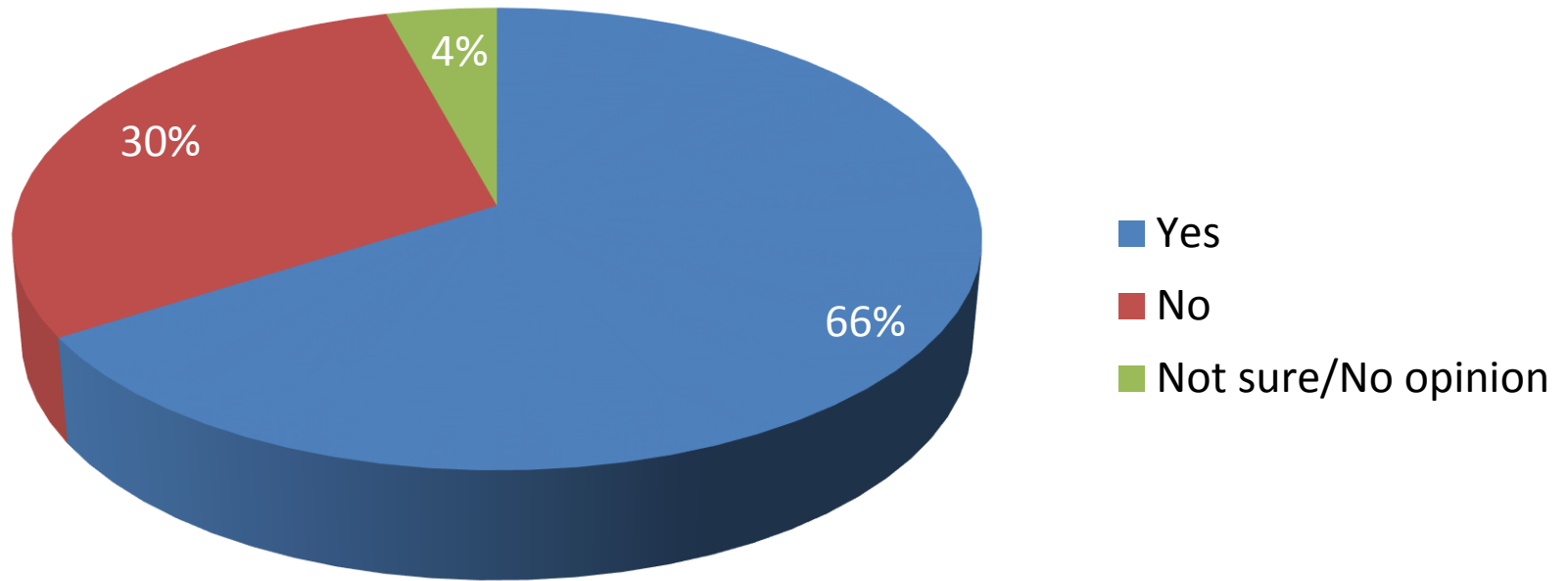
Do you feel your child has or will benefit from Problem-Based Learning?



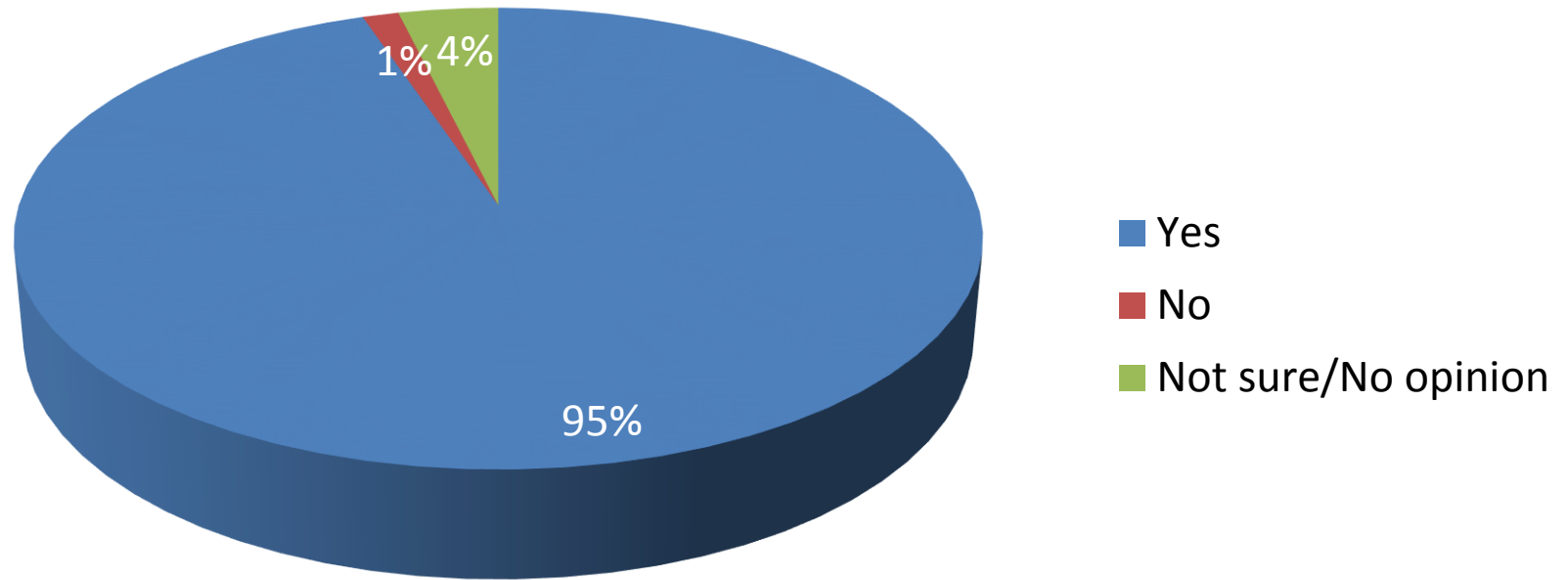
What advice would you give in terms of continuing to use the Problem-Based Learning teaching strategy?



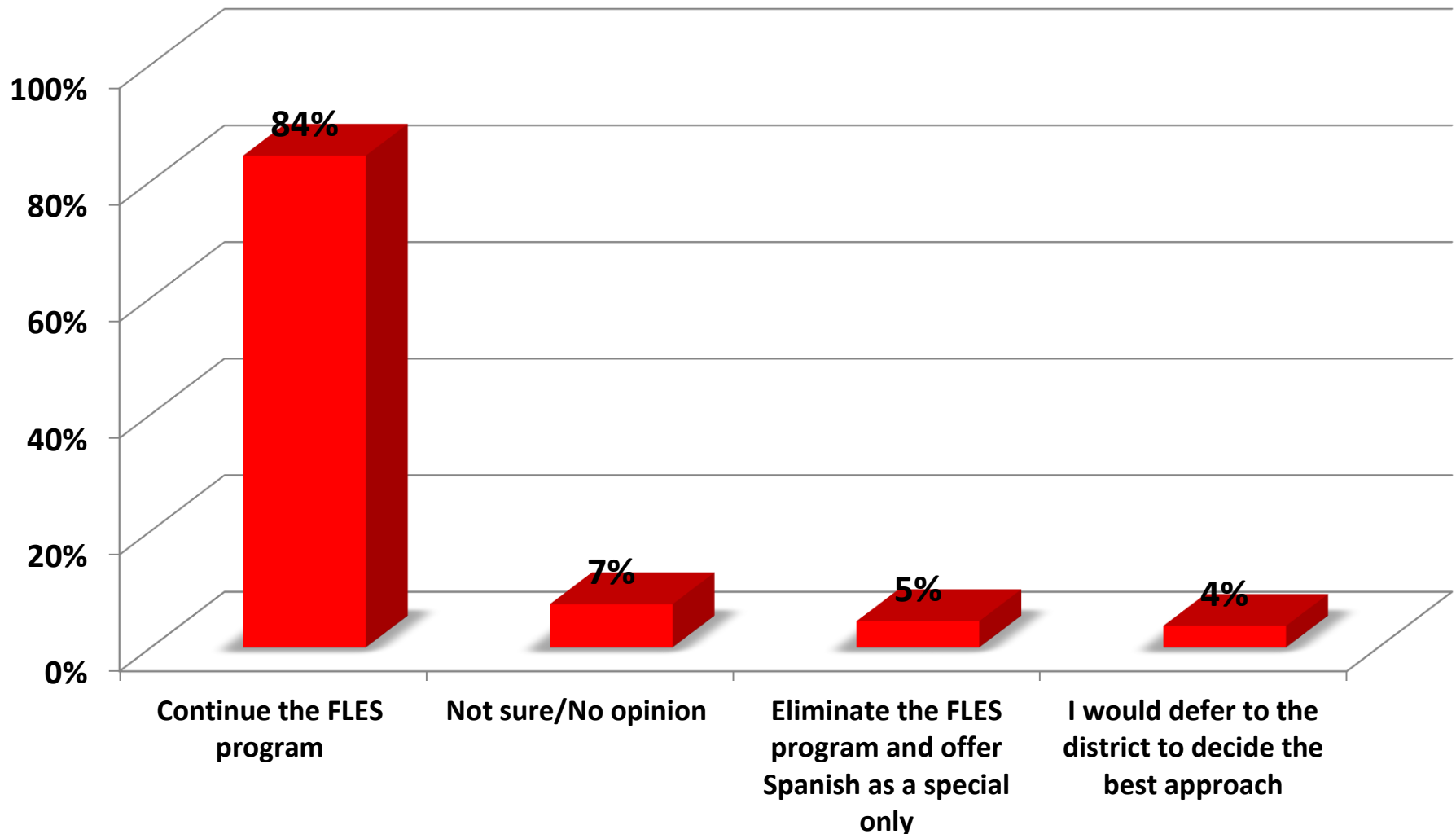
Is your child currently participating in the FLES program?



I believe there is a benefit to learning a foreign language at a young age.

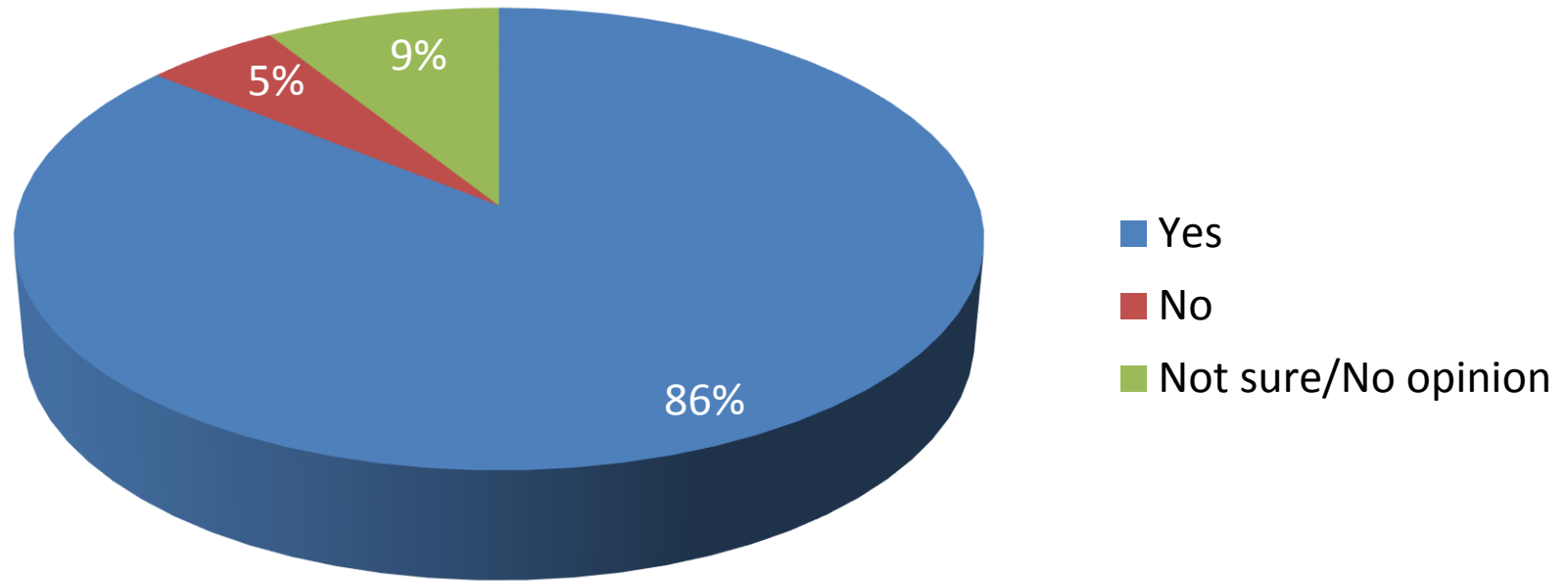


What advice would you give in terms of continuing the FLES program?

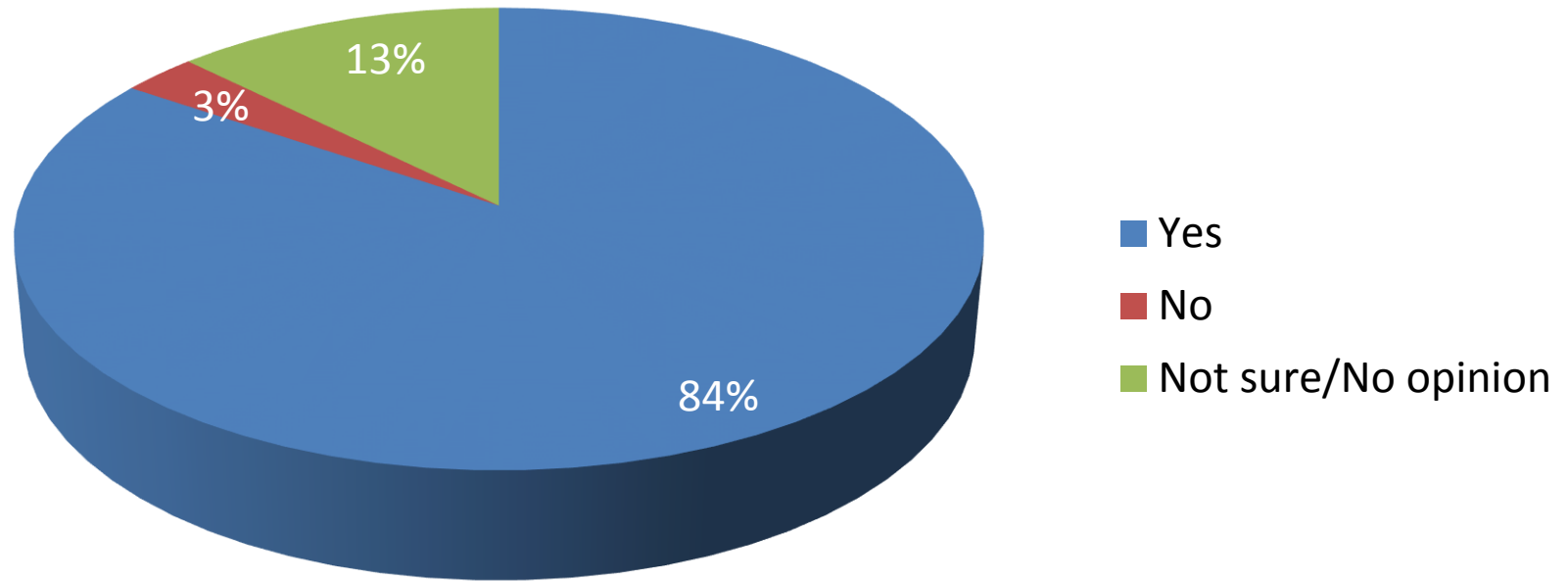


Foreign language is currently offered to all 7th and 8th grade students.

Should foreign language instruction be extended for all 6th grade students?



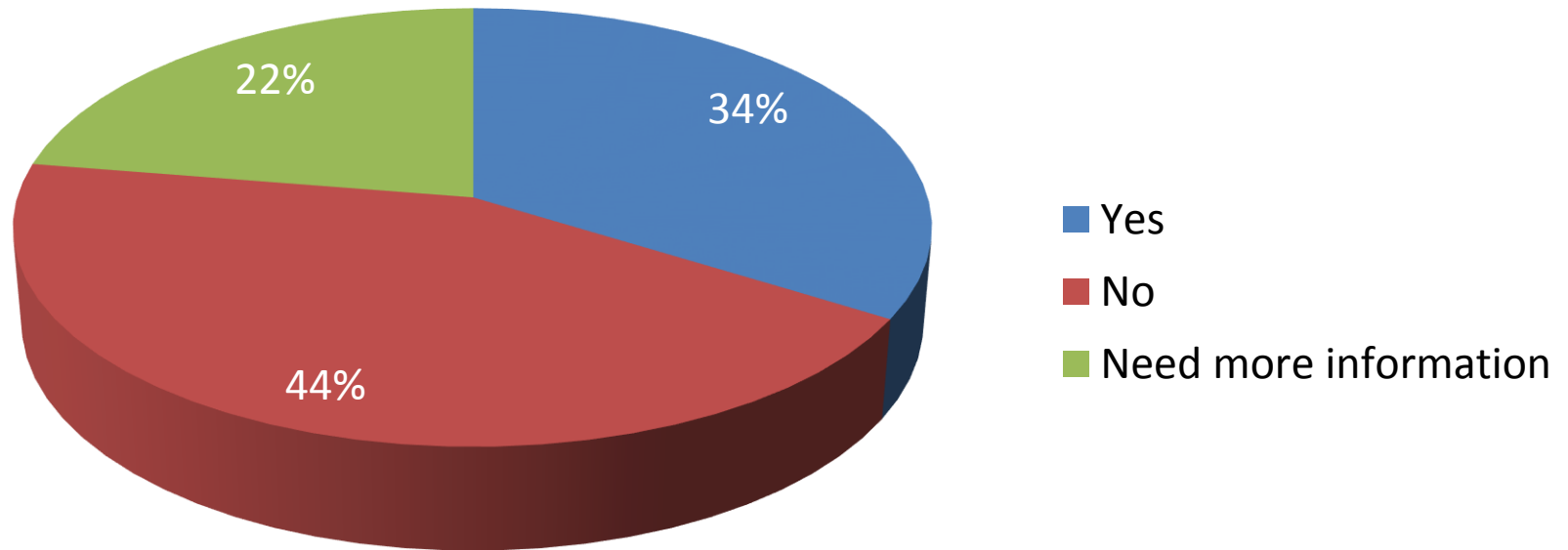
Do you believe Hadley Junior High School students would benefit from receiving daily foreign language instruction?



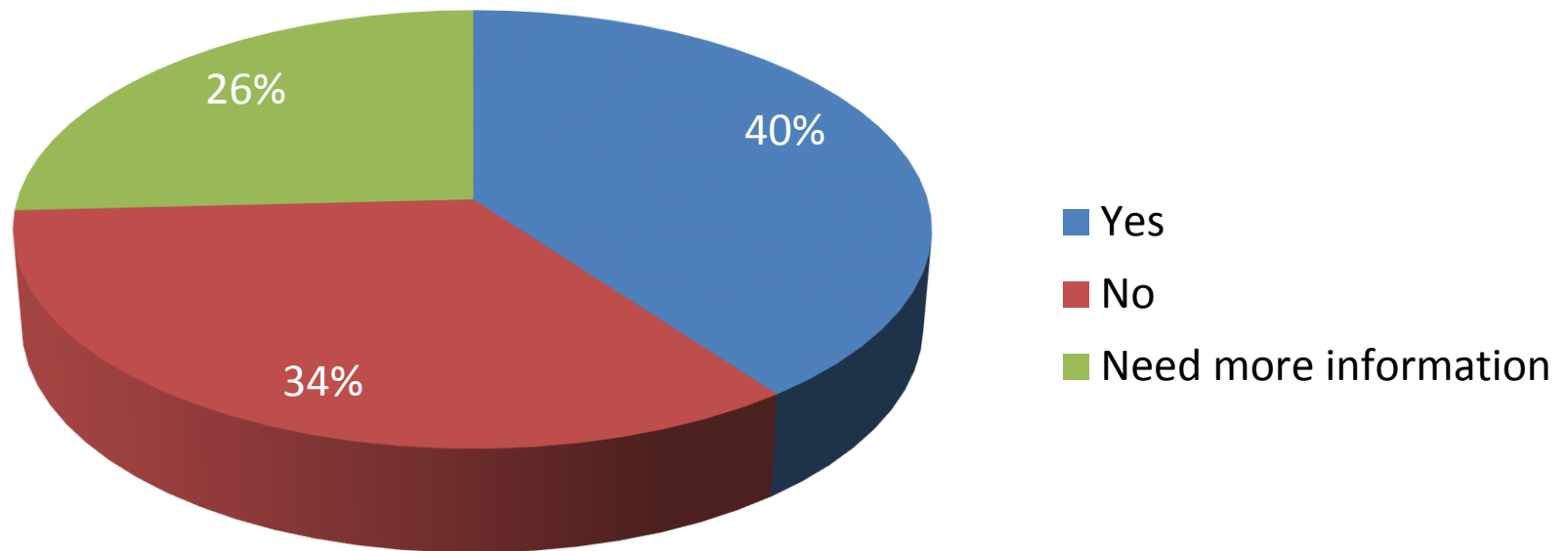
Parents of future Kindergartners only:

The District has limited space to offer full-day kindergarten it would likely not be available at your home school.

Would you be willing to pay a \$4,000 tuition for full-day kindergarten if it were only available to a limited number of families that would be selected by lottery?



Do you feel it would be beneficial for 4th and 5th grade students to be able to take their Chromebooks home?



School Feedback

Abraham Lincoln (Slide 1/3)

Strongly agree (5), Agree (4), Disagree (2), Strongly disagree (1)

Item	2014	2016	2018	Difference
I feel comfortable sharing ideas for school improvement with staff.	3.60	3.86	4.18	0.32
Parent/teacher conferences provide productive communication.	3.64	3.93	4.20	0.27
Staff members value my opinion.	3.85	4.20	4.44	0.24
Staff are willing to listen to parent concerns.	4.12	4.25	4.44	0.19
I am proud of my child's school.	3.98	4.37	4.55	0.18
I feel welcome at my child's school.	4.26	4.39	4.56	0.17
Technology is used effectively to support teaching and learning.	4.05	4.16	4.31	0.15
There are sufficient opportunities for me to be involved in my child's school.	4.27	4.39	4.53	0.14
I know how to get school information when I need it.	4.23	4.28	4.41	0.13

Abraham Lincoln (Slide 2/3)

Strongly agree (5), Agree (4), Disagree (2), Strongly disagree (1)

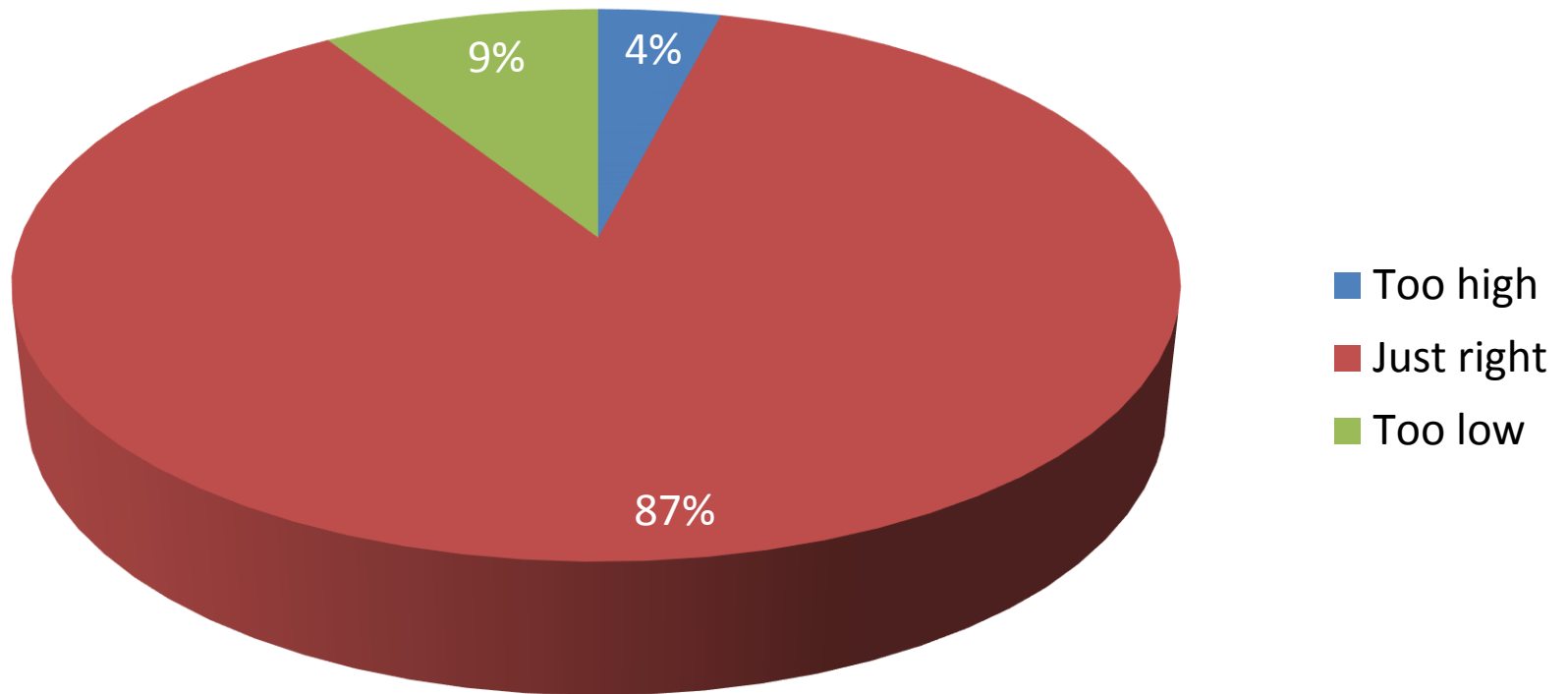
Item	2014	2016	2018	Difference
My child enjoys going to school.	4.18	4.35	4.47	0.12
Overall, I am satisfied with the communication that comes from the school.	4.02	4.17	4.28	0.11
I believe school staff inspire my child's best efforts.	3.93	4.18	4.28	0.10
I receive timely feedback when my child's achievement/behavior is below expectations.	4.05	4.14	4.23	0.09
My child knows what is expected at school.	4.39	4.56	4.65	0.09
I receive enough information to understand my child's progress.	3.81	4.04	4.12	0.08
My child has a positive relationship with at least one adult at school.	4.53	4.61	4.69	0.08
My phone calls/emails to staff are returned promptly.	4.27	4.38	4.46	0.08
My child feels safe at school.	4.50	4.60	4.67	0.07

Abraham Lincoln (Slide 3/3)

Strongly agree (5), Agree (4), Disagree (2), Strongly disagree (1)

Item	2014	2016	2018	Difference
My child has friends at school.	4.50	4.61	4.67	0.06
When conflicts among children occur, they are resolved quickly and fairly.	3.98	4.22	4.27	0.05
Rules and standards of student conduct are clearly defined.	4.30	4.49	4.53	0.04
When my child has a problem at school, he/she knows how to get help.	3.94	4.18	4.21	0.03
The students in my child's class help each other learn.	3.98	4.31	4.33	0.02
The students in my child's class get along well.	4.01	4.29	4.31	0.02
School facilities are clean and well-kept.	4.28	4.58	4.54	-0.04
I am satisfied with our school's efforts to prevent bullying.	3.95	4.35	4.29	-0.06
Teachers personalize instruction to meet my child's needs.	3.51	3.91	3.85	-0.06

Academic expectations at Abraham Lincoln are:



Churchill (Slide 1/3)

Strongly agree (5), Agree (4), Disagree (2), Strongly disagree (1)

Item	2014	2016	2018	Difference
Parent/teacher conferences provide productive communication.	4.12	4.26	4.45	0.19
I receive enough information to understand my child's progress.	3.79	4.21	4.25	0.04
I believe school staff inspire my child's best efforts.	4.15	4.33	4.36	0.03
Staff members value my opinion.	4.21	4.40	4.43	0.03
My child knows what is expected at school.	4.50	4.56	4.58	0.02
Rules and standards of student conduct are clearly defined.	4.45	4.48	4.50	0.02
My phone calls/emails to staff are returned promptly.	4.45	4.57	4.58	0.01
When my child has a problem at school, he/she knows how to get help.	4.15	4.29	4.29	0.00
I feel comfortable sharing ideas for school improvement with staff.	4.04	4.34	4.32	-0.02

Churchill (Slide 2/3)

Strongly agree (5), Agree (4), Disagree (2), Strongly disagree (1)

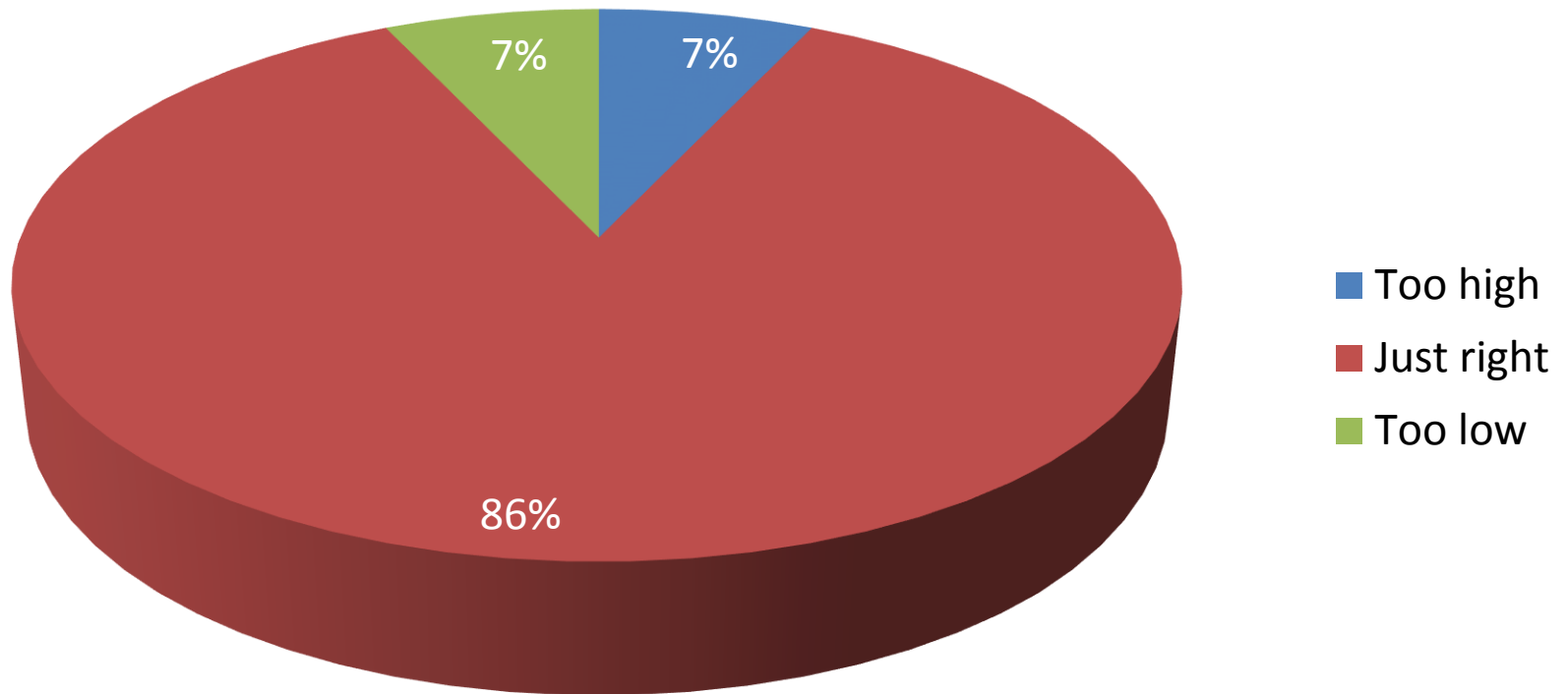
Item	2014	2016	2018	Difference
I know how to get school information when I need it.	4.42	4.53	4.51	-0.02
My child has a positive relationship with at least one adult at school.	4.57	4.66	4.64	-0.02
My child has friends at school.	4.55	4.61	4.59	-0.02
I receive timely feedback when my child's achievement/behavior is below expectations.	4.17	4.39	4.36	-0.03
My child enjoys going to school.	4.47	4.44	4.41	-0.03
Staff are willing to listen to parent concerns.	4.44	4.54	4.51	-0.03
Overall, I am satisfied with the communication that comes from the school.	4.23	4.45	4.41	-0.04
School facilities are clean and well-kept.	4.41	4.55	4.51	-0.04
Technology is used effectively to support teaching and learning.	4.29	4.48	4.43	-0.05

Churchill (Slide 3/3)

Strongly agree (5), Agree (4), Disagree (2), Strongly disagree (1)

Item	2014	2016	2018	Difference
Teachers personalize instruction to meet my child's needs.	4.03	4.23	4.17	-0.06
I feel welcome at my child's school.	4.50	4.64	4.54	-0.10
There are sufficient opportunities for me to be involved in my child's school.	4.47	4.59	4.49	-0.10
I am proud of my child's school.	4.39	4.61	4.50	-0.11
My child feels safe at school.	4.54	4.61	4.48	-0.13
The students in my child's class help each other learn.	4.25	4.30	4.13	-0.17
When conflicts among children occur, they are resolved quickly and fairly.	4.24	4.35	4.14	-0.21
I am satisfied with our school's efforts to prevent bullying.	4.14	4.37	4.14	-0.23
The students in my child's class get along well.	4.25	4.35	4.11	-0.24

Academic expectations at Churchill are:



Benjamin Franklin (Slide 1/3)

Strongly agree (5), Agree (4), Disagree (2), Strongly disagree (1)

Item	2014	2016	2018	Difference
I receive timely feedback when my child's achievement/behavior is below expectations.	3.79	3.74	4.18	0.44
Overall, I am satisfied with the communication that comes from the school.	3.87	3.84	4.24	0.40
Teachers personalize instruction to meet my child's needs.	3.59	3.66	4.05	0.39
I receive enough information to understand my child's progress.	3.37	3.60	3.96	0.36
I believe school staff inspire my child's best efforts.	3.96	4.01	4.34	0.33
Parent/teacher conferences provide productive communication.	3.53	3.81	4.12	0.31
The students in my child's class help each other learn.	4.00	4.04	4.31	0.27
I know how to get school information when I need it.	4.17	4.13	4.38	0.25
Technology is used effectively to support teaching and learning.	4.00	4.00	4.23	0.23

Benjamin Franklin (Slide 2/3)

Strongly agree (5), Agree (4), Disagree (2), Strongly disagree (1)

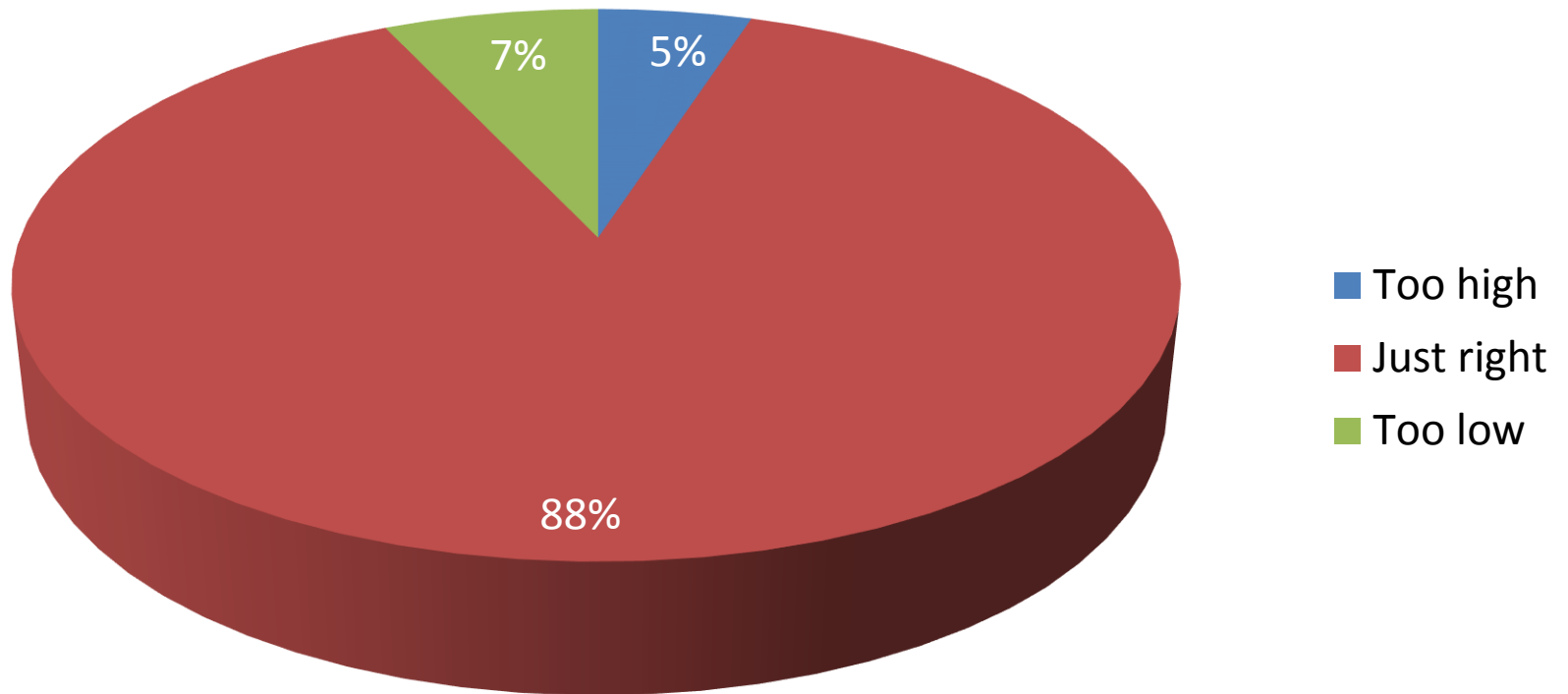
Item	2014	2016	2018	Difference
My child enjoys going to school.	4.24	4.32	4.54	0.22
Staff members value my opinion.	4.12	4.17	4.38	0.21
When conflicts among children occur, they are resolved quickly and fairly.	3.96	4.07	4.28	0.21
Staff are willing to listen to parent concerns.	4.12	4.26	4.45	0.19
I feel comfortable sharing ideas for school improvement with staff.	3.75	3.91	4.09	0.18
My phone calls/emails to staff are returned promptly.	4.18	4.36	4.52	0.16
My child knows what is expected at school.	4.33	4.42	4.57	0.15
When my child has a problem at school, he/she knows how to get help.	3.85	3.97	4.08	0.11
I am proud of my child's school.	4.26	4.42	4.52	0.10

Benjamin Franklin (Slide 3/3)

Strongly agree (5), Agree (4), Disagree (2), Strongly disagree (1)

Item	2014	2016	2018	Difference
School facilities are clean and well-kept.	4.40	4.42	4.52	0.10
My child has a positive relationship with at least one adult at school.	4.49	4.60	4.69	0.09
I feel welcome at my child's school.	4.33	4.45	4.54	0.09
My child has friends at school.	4.47	4.54	4.63	0.09
Rules and standards of student conduct are clearly defined.	4.30	4.35	4.42	0.07
The students in my child's class get along well.	4.02	4.17	4.24	0.07
There are sufficient opportunities for me to be involved in my child's school.	4.17	4.32	4.36	0.04
My child feels safe at school.	4.52	4.58	4.59	0.01
I am satisfied with our school's efforts to prevent bullying.	3.94	4.16	4.14	-0.02

Academic expectations at Benjamin Franklin are:



Forest Glen (Slide 1/3)

Strongly agree (5), Agree (4), Disagree (2), Strongly disagree (1)

Item	2014	2016	2018	Difference
I receive timely feedback when my child's achievement/behavior is below expectations.	3.95	3.98	4.18	0.20
I feel comfortable sharing ideas for school improvement with staff.	3.63	3.99	4.13	0.14
Staff members value my opinion.	3.96	4.20	4.33	0.13
The students in my child's class help each other learn.	4.05	4.11	4.22	0.11
I am proud of my child's school.	4.10	4.41	4.49	0.08
I feel welcome at my child's school.	4.05	4.42	4.49	0.07
My child has friends at school.	4.42	4.50	4.56	0.06
Overall, I am satisfied with the communication that comes from the school.	3.97	4.22	4.27	0.05
Parent/teacher conferences provide productive communication.	3.87	4.14	4.17	0.03

Forest Glen (Slide 2/3)

Strongly agree (5), Agree (4), Disagree (2), Strongly disagree (1)

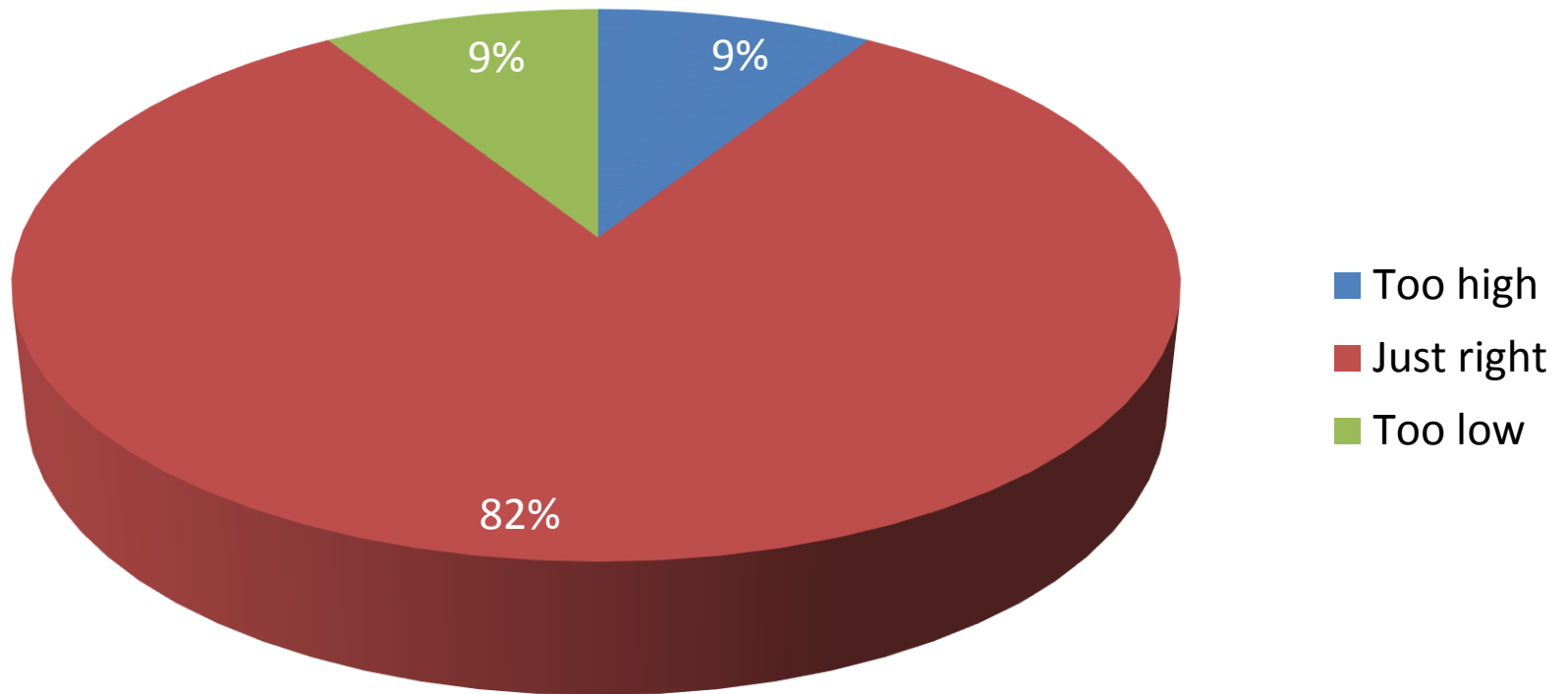
Item	2014	2016	2018	Difference
Technology is used effectively to support teaching and learning.	4.09	4.25	4.28	0.03
I am satisfied with our school's efforts to prevent bullying.	4.07	4.19	4.22	0.03
My child knows what is expected at school.	4.40	4.51	4.53	0.02
Rules and standards of student conduct are clearly defined.	4.36	4.39	4.41	0.02
The students in my child's class get along well.	4.20	4.21	4.20	-0.01
When my child has a problem at school, he/she knows how to get help.	3.95	4.05	4.04	-0.01
I believe school staff inspire my child's best efforts.	3.90	4.22	4.20	-0.02
My child has a positive relationship with at least one adult at school.	4.52	4.60	4.58	-0.02
Teachers personalize instruction to meet my child's needs.	3.63	4.01	3.99	-0.02

Forest Glen (Slide 3/3)

Strongly agree (5), Agree (4), Disagree (2), Strongly disagree (1)

Item	2014	2016	2018	Difference
My child enjoys going to school.	4.17	4.37	4.35	-0.02
My phone calls/emails to staff are returned promptly.	4.35	4.45	4.43	-0.02
There are sufficient opportunities for me to be involved in my child's school.	4.06	4.37	4.35	-0.02
I receive enough information to understand my child's progress.	3.67	4.01	3.98	-0.03
I know how to get school information when I need it.	4.27	4.37	4.34	-0.03
When conflicts among children occur, they are resolved quickly and fairly.	4.17	4.30	4.25	-0.05
School facilities are clean and well-kept.	4.36	4.46	4.40	-0.06
My child feels safe at school.	4.50	4.60	4.51	-0.09
Staff are willing to listen to parent concerns.	4.16	4.39	4.29	-0.10

Academic expectations at Forest Glen are:



Hadley Junior High (Slide 1/3)

Strongly agree (5), Agree (4), Disagree (2), Strongly disagree (1)

Item	2014	2016	2018	Difference
Parent/teacher conferences provide productive communication.	3.36	3.63	3.95	0.32
I receive enough information to understand my child's progress.	3.71	3.85	4.11	0.26
Overall, I am satisfied with the communication that comes from the school.	3.78	4.00	4.24	0.24
I am proud of my child's school.	3.85	4.09	4.31	0.22
I feel comfortable sharing ideas for school improvement with staff.	3.37	3.61	3.79	0.18
Teachers personalize instruction to meet my child's needs.	3.24	3.63	3.81	0.18
I feel welcome at my child's school.	3.71	4.07	4.25	0.18
I receive timely feedback when my child's achievement/behavior is below expectations.	3.63	3.87	4.05	0.18
I believe school staff inspire my child's best efforts.	3.64	3.91	4.08	0.17

Hadley Junior High (Slide 2/3)

Strongly agree (5), Agree (4), Disagree (2), Strongly disagree (1)

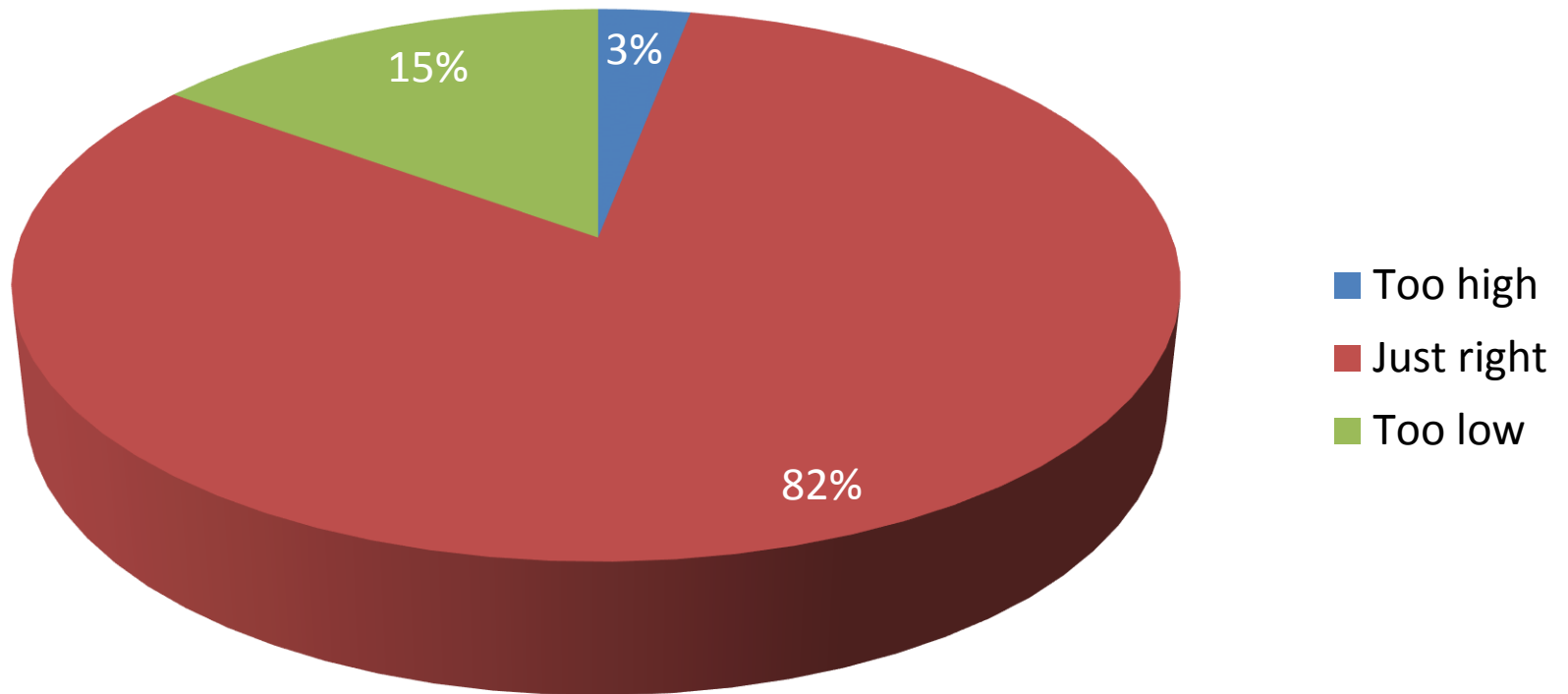
Item	2014	2016	2018	Difference
I know how to get school information when I need it.	4.04	4.14	4.30	0.16
Staff are willing to listen to parent concerns.	3.87	4.09	4.24	0.15
Staff members value my opinion.	3.58	3.97	4.08	0.11
There are sufficient opportunities for me to be involved in my child's school.	3.79	3.79	3.89	0.10
School facilities are clean and well-kept.	4.24	4.33	4.43	0.10
My phone calls/emails to staff are returned promptly.	3.95	4.19	4.27	0.08
Rules and standards of student conduct are clearly defined.	4.10	4.26	4.33	0.07
When my child has a problem at school, he/she knows how to get help.	3.86	4.03	4.09	0.06
My child knows what is expected at school.	4.27	4.40	4.45	0.05

Hadley Junior High (Slide 3/3)

Strongly agree (5), Agree (4), Disagree (2), Strongly disagree (1)

Item	2014	2016	2018	Difference
The students in my child's class get along well.	3.95	4.09	4.12	0.03
When conflicts among children occur, they are resolved quickly and fairly.	3.72	4.08	4.11	0.03
The students in my child's class help each other learn.	3.75	4.02	4.03	0.01
Technology is used effectively to support teaching and learning.	3.96	4.14	4.14	0.00
I am satisfied with our school's efforts to prevent bullying.	3.73	4.01	4.00	-0.01
My child has friends at school.	4.34	4.47	4.46	-0.01
My child feels safe at school.	4.26	4.41	4.38	-0.03
My child has a positive relationship with at least one adult at school.	4.23	4.46	4.41	-0.05
My child enjoys going to school.	3.88	4.17	4.09	-0.08

Academic expectations at Hadley Junior High are:



Overall Satisfaction

Overall Satisfaction

Excellent (4), Good (3), Fair (2), Poor (1)

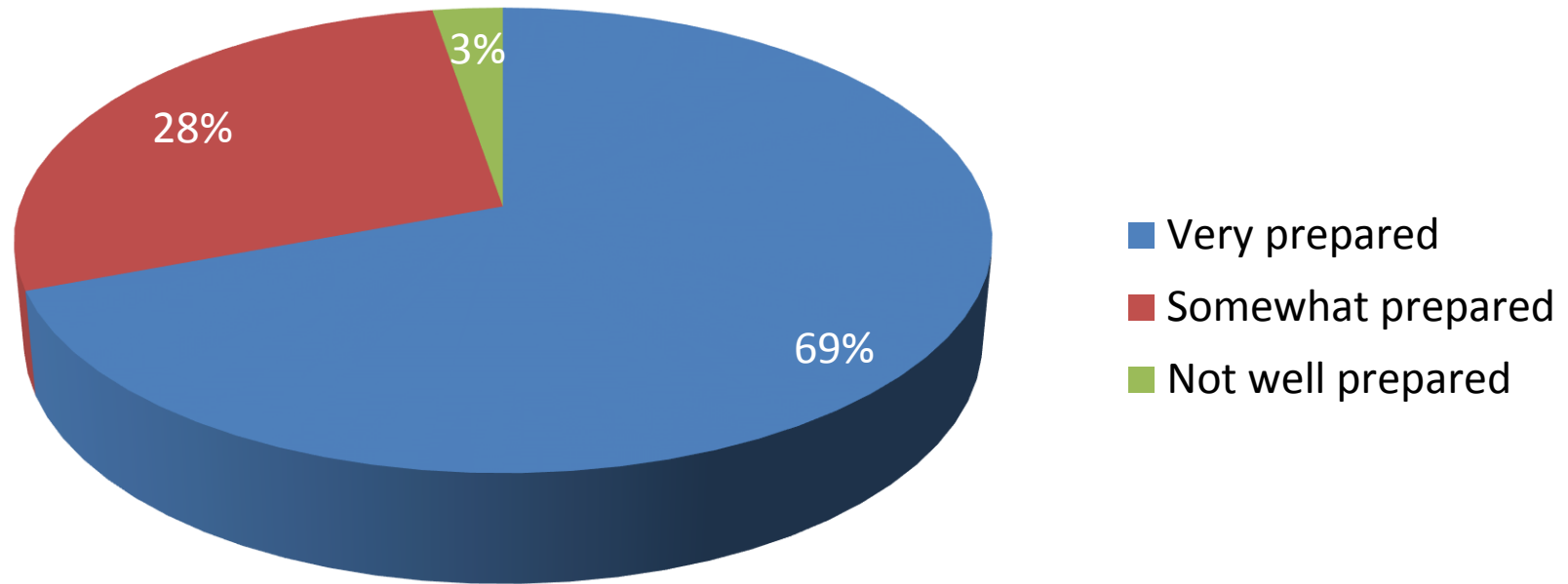
Item	% Excellent/ Good	Average (n)	2016	Difference
District Administration	84%	3.11 (786)	2.89	0.22
Principals	93%	3.49 (855)	3.30	0.19
Support Staff (Secretaries/Food Service/Aides/Custodians)	96%	3.50 (832)	3.46	0.04
Teachers	96%	3.53 (862)	3.51	0.02
Board of Education	60%	2.58 (789)	2.74	-0.16

Overall Satisfaction

Strongly agree (5), Agree (4), Disagree (2), Strongly disagree (1)

Item	% Strongly agree/ Agree	Average (n)	2016	Difference
District 41 uses its money and resources well.	83%	3.86 (744)	3.61	0.25
Overall, I am satisfied with District 41 academics.	92%	4.17 (845)	3.95	0.22
District 41 does a good job meeting the needs of Special Education students.	84%	3.91 (442)	3.72	0.19
District 41 does a good job meeting the needs of all students.	89%	3.99 (754)	3.82	0.17
District 41 does a good job preparing children for the future.	94%	4.14 (828)	3.97	0.17
Overall, I am satisfied with District 41.	94%	4.17 (839)	4.01	0.16
Overall, I am satisfied with District 41 facilities.	87%	3.99 (849)	3.86	0.13
District 41 provides adequate space for students.	75%	3.64 (826)	3.55	0.09
District 41 does a good job meeting the needs of English Language Learners.	95%	4.25 (436)	4.27	-0.02

How well do you feel your child(ren) are prepared for their next grade level?



Parent Comment Themes

- Parents support full-day Kindergarten, but expressed concerns about a tuition and the lottery system.
- Parents expressed support for PBLs, specialization and FLES.
- Some parents share concerns regarding the use of technology in lower grades and bringing Chromebooks home from school.
- Parents shared suggestions to improve parent-teacher conferences and report cards.
- Parents are concerned that School Board decisions often do not reflect the wishes of the community.
- Parents share some of the best things about Glen Ellyn School District 41.