



Glen Ellyn School District 41 2016 Community Survey Results Summary Respondent Information

Filter Map

Do you live in District 41? = Yes



Question: What is your age?			
	count	percentage n = 1324	
Under 18	5	0.37	
18-25	0	0.0	
26-34	88	6.64	
35-54	903	68.2	
55-64	187	14.12	
65 and over	141	10.64	

Question: Do you live in District 41?			
	count	percentage n = 1327	
Yes	1327	100.0	
No	0	0.0	
Total: 1327			Average Response: 10.0 s= 0.0








Question: Are you an employee of District 41?			
	count	percentage n = 1315	
Yes	78	5.93	
No	1237	94.06	

	Total: 1315		Average Response: 1.53 s= 2.13
--	-------------	--	--------------------------------






Question: Do you have children attending District 41?

	count	percentage n = 1312	
Yes	817	62.27	
No	495	37.72	
	Total: 1312		Average Response: 6.6 s= 4.36

Question: If you have school-aged children, what school(s) do they attend? (Mark all that apply)

	count	percentage n = 890	
Abraham Lincoln Elementary	184	20.67	
Benjamin Franklin Elementary	193	21.68	
Churchill Elementary	146	16.4	
Forest Glen Elementary	170	19.1	
Hadley Junior High School	318	35.73	
Home-school	3	0.33	
Virtual/online school	0	0.0	
Private/parochial school	45	5.05	
Other	33	3.7	

Question: In which city or village do you reside?

	count	percentage n = 1313	
Carol Stream	13	0.99	
Glendale Heights	38	2.89	
Glen Ellyn	1152	87.73	
Lombard	46	3.5	
Wheaton	64	4.87	

Do not live in the District	0	0.0
-----------------------------	---	-----