

# 2018-19 Annual Budget Plan



Glen Ellyn School District 41

793 N. Main Street Glen Ellyn, IL 60137



# Glen Ellyn School District 41

Ignite passion. Inspire excellence. Imagine possibilities.



Abraham Lincoln Benjamin Franklin Churchill Forest Glen Hadley

## Glen Ellyn School District 41 2018-2019 Budget

This Fiscal Year 2018/2019 Budget is submitted for your review. The budget presents the District's finance and operations plan and reflects the financial support of the goals and objectives of the District.

Budgets and financial projections are snapshots using the latest available information. School finance is conducted in a dynamic environment. Financial planning and management are affected by numerous internal and external events. Some of these factors include:

- Future State and Federal legislation impacting revenue expectations
- Interest rate changes
- Enrollment growth, or decline, and the changes in personnel needed to accommodate the students
- Special education services for students with disabilities
- Number of retirees and related benefits
- Medical insurance premium changes
- Capital improvement needs related to asset maintenance

The District has compiled this budget using the most recent information available along with historical estimates for unknown items. The budget has been updated to reflect the most current information available since being presented in tentative form on June 18, 2018.

As you will see, the FY19 budget reflects a balanced budget with an expected surplus of approximately \$1,605,000. Budgeted levels have been set based on recent historical trends in both revenue and expenditures.

## **Fund Accounting Explained**

The District uses a fund accounting system established by the Illinois School Code and the Illinois Program Accounting Manual. Each fund is an individual set of accounts and are used to record transactions related to the purpose of each fund. A separate budget for each fund is prepared showing estimated revenues and expenditures.

### **General Funds**

#### **Education Fund**

The District receives the majority of its revenue and also expends the majority of the budget from the Education Fund. The Education Fund is used to provide the instructional programs and related costs such as salaries and benefits, instructional materials, equipment, furnishings, and supplies.

#### **Operations and Maintenance Fund**

All costs of maintaining, improving, or repairing school buildings and renting buildings and property for school purposes are charged to the Operations and Maintenance Fund and paid from the tax levied for that purpose.

### **Special Revenue Funds**

#### **Transportation**

Costs of transportation are to be paid from this fund. Moneys received for transportation purposes from any source must be deposited into this fund.

#### **Illinois Municipal Retirement Fund (IMRF) and Social Security Fund**

This fund is created to house the tax levied for the school district's share of the Illinois Municipal Retirement Fund and Social Security/Medicare benefits for covered employees. This fund is used solely to pay the pension obligations to IMRF, social security costs, and medicare costs.

### **Debt Service Fund**

#### **Bond and Interest Fund**

Bonds are generally issued to finance the construction of buildings, but may also be issued for other purposes. Taxes are levied to provide cash to retire these bonds and to pay related interest. To protect the bondholders, these tax collections must be accounted for in the Debt Service Fund and maintained in separate bond and interest accounts for each bond issue.

### **Capital Projects Fund**

This fund is created for the purposes of recording site and building construction projects.

### **Working Cash Fund**

If a separate tax is levied for working cash purposes or if bonds are sold for this purpose, this fund shall be created. Cash available in this fund may be loaned to any fund for which taxes are levied.

# **Budget Assumptions 2018-2019 School Year**

## **General Assumptions - Staffing, Enrollment and Programs**

- Staffing is flat, from FY18 to FY19, at 443 FTE. After presenting the tentative budget with a 1.34 FTE increase, we had a reduction of 1.3 FTE related to two positions that were shifted to CASE as a result of a new grant revenue stream that became available.
- Student enrollment is projected to remain relatively flat. Attention is currently focused on a couple areas where we may need to add an additional section based on registration trends. In addition, the District continues to monitor two separate housing developments that fall within the District boundaries, which may impact future student enrollment.
- Department level budgets reflect a reduction of approximately \$300,000 in non-salary and benefit expenditure totals. The reductions mirror what was presented to the Board in November 2017 during Levy discussions.

## **Revenue Assumptions**

- Local taxes are budgeted to be \$504,051 lower than the previous year. This is related to the lower debt service connected to the 2017 referendum debt repayment schedule, combined with an increase for new property tax growth.
- The budget for State funding reflects an increase of \$762,618 over the FY18 budget level. The largest variable tied to the increase is the Preschool for All grant which totals \$511,418. Additionally, with the full implementation of the evidence based funding model, budgeting for general state aid has been increased to reflect the more timely expected receipt of the related revenue.
- Interest income has improved over the last couple years as market conditions continue to improve from the lows experienced during the great recession. The budget for interest has been increased by \$90,600 in response to this trend.

## **Expenditure Assumptions**

- As mentioned above, debt service and lease payments are scheduled to decrease by \$1,730,645. This is due to the lower annual payment connected to the 2017 referendum, compared to our previous debt issue.
- Capital project spending reflects a budgeted increase of \$607,965. The budget for capital spending has been lowered as compared to our five-year plan to account for past trends of coming in quite a bit lower than project budget estimates.
- Transportation costs are budgeted higher by approximately \$409,000 to more closely reflect FY18 expenditure totals.



**GLEN ELLYN SCHOOL DISTRICT 41**  
**District Wide Summary**  
**Budget and Staffing Comparison-Proposed FY19 to FY18**

STAFF DETAIL	FY19	FY18			INC/DEC
Teachers	278.24	277.20			1.04
Paraprofessionals	73.50	70.50			3.00
Administrators	22.00	22.00			0.00
Directors and Managers	2.40	4.30			(1.90)
Admin Assistants	8.00	7.00			1.00
Clerical	14.50	15.50			(1.00)
Nurses	4.00	5.00			(1.00)
Food Service	12.00	12.00			0.00
Tech Specialists	3.00	3.00			0.00
Custodial	25.60	26.70			(1.10)
	0.00	0.00			0.00
<b>TOTAL STAFF</b>	<b>443.24</b>	<b>443.20</b>			<b>0.04</b>

REVENUE DETAIL	FY19 Budget	FY18 Budget	BUDGET CHANGE		FY18 ACTUAL	ACTUAL VARIANCE
Property Taxes	\$46,610,711	\$47,114,763	(\$504,052)		\$47,037,897	(\$76,866)
CPPRT	\$920,711	\$982,944	(\$62,233)		\$950,165	(\$32,779)
Other Local	\$1,585,100	\$1,693,580	(\$108,480)		\$1,865,561	\$171,981
Interest	\$169,100	\$78,500	\$90,600		\$459,241	\$380,741
State	\$3,887,613	\$3,124,995	\$762,618		\$4,450,167	\$1,325,172
Federal	\$937,806	\$889,962	\$47,844		\$1,228,288	\$338,326
Transfers	\$1,810,000	\$1,202,035	\$607,965		\$1,202,035	\$0
						\$0
<b>TOTAL</b>	<b>\$55,921,041</b>	<b>\$55,086,779</b>	<b>\$834,262</b>		<b>\$57,193,355</b>	<b>\$2,106,576</b>

EXPENDITURE DETAIL	FY19 Budget	FY18 Budget	BUDGET CHANGE		FY18 ACTUAL	ACTUAL VARIANCE
100 Salaries	\$31,071,969	\$30,646,556	\$425,413		\$30,479,412	(\$167,144)
200 Benefits	\$6,238,169	\$6,626,913	(\$388,744)		\$6,145,563	(\$481,350)
300 Services	\$5,813,305	\$5,793,491	\$19,814		\$5,399,107	(\$394,384)
400 Supplies	\$2,293,654	\$2,301,616	(\$7,962)		\$1,779,070	(\$522,546)
500 Equipment	\$3,201,242	\$2,555,947	\$645,295		\$1,958,416	(\$597,531)
600 Other	\$5,698,177	\$6,915,440	(\$1,217,263)		\$6,440,670	(\$474,770)
<b>TOTAL</b>	<b>\$54,316,516</b>	<b>\$54,839,963</b>	<b>(\$523,447)</b>		<b>\$52,202,237</b>	<b>(\$2,637,726)</b>

<b>Revenue less Expenditures</b>	<b>\$1,604,525</b>	<b>\$246,816</b>			<b>\$4,991,118</b>	
----------------------------------	--------------------	------------------	--	--	--------------------	--

REFERENDUM DETAIL	FY19 Budget	FY18 Budget	BUDGET CHANGE		FY18 ACTUAL	ACTUAL VARIANCE
300 Services	\$1,098,361	\$2,298,867	(\$1,200,506)		\$1,287,638	(\$1,011,229)
400 Supplies	\$1,060,000	\$927,500	\$132,500		\$29,765	(\$897,735)
500 Equipment	\$16,515,704	\$9,642,500	\$6,873,204		\$1,833,912	(\$7,808,588)
<b>TOTAL</b>	<b>\$18,674,065</b>	<b>\$12,868,867</b>	<b>\$5,805,198</b>		<b>\$3,151,315</b>	<b>(\$9,717,552)</b>

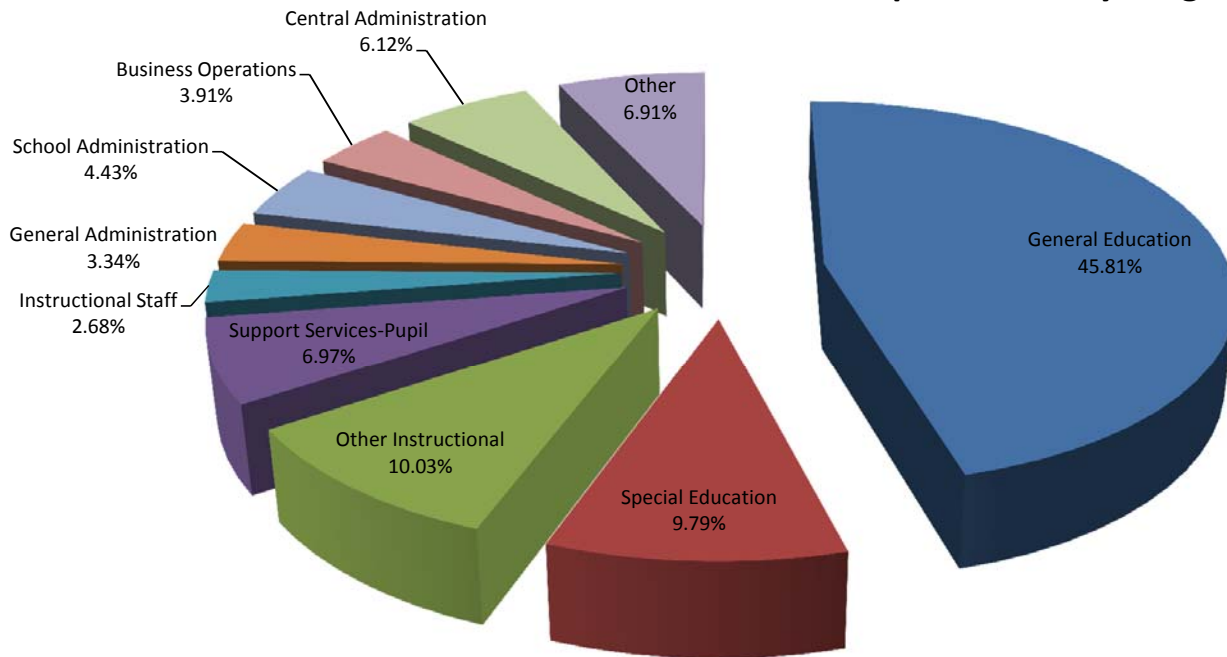
**GLEN ELLYN SCHOOL DISTRICT 41**  
**July 1, 2018 - June 30, 2019 Budget Summary\***

	Education	Operations & Maintenance	Debt Service	Transportation	IMRF Retirement	Capital Projects	Working Cash	Tort	Total FY 2019 Budget	Total FY 2018 Budget	Referendum Fund (61)
<b>REVENUES</b>											
Local Sources	\$37,577,151	\$5,100,098	\$1,648,061	\$1,155,694	\$1,126,972	\$0	\$1,368	\$1,368	\$46,610,711	\$47,114,763	\$0
State Sources	\$2,980,595	\$0	\$503,750	\$403,268	\$0	\$0	\$0	\$0	\$3,887,613	\$3,124,995	\$0
Federal Sources	\$937,806	\$0	\$0	\$0	\$0	\$0	\$0	\$0	\$937,806	\$889,962	\$0
Other Sources	\$2,518,703	\$10,250	\$2,500	\$32,000	\$107,858	\$2,500	\$1,000	\$100	\$2,674,911	\$2,755,024	\$65,000
Total Revenues	<b>\$44,014,255</b>	<b>\$5,110,348</b>	<b>\$2,154,311</b>	<b>\$1,590,962</b>	<b>\$1,234,830</b>	<b>\$2,500</b>	<b>\$2,368</b>	<b>\$1,468</b>	<b>\$54,111,041</b>	<b>\$53,884,744</b>	<b>\$65,000</b>
<b>EXPENDITURES</b>											
<i>Instruction</i>											
Regular Programs	\$19,569,901	\$0	\$0	\$0	\$228,144	\$0	\$0	\$0	\$19,798,044	\$19,588,708	\$0
Special Ed Programs	\$4,181,747	\$0	\$0	\$0	\$275,160	\$0	\$0	\$0	\$4,456,908	\$4,887,866	\$0
Other Instructional Programs	\$4,283,766	\$0	\$0	\$0	\$62,122	\$0	\$0	\$0	\$4,345,887	\$4,095,683	\$0
<i>Support Services</i>											
Pupils	\$2,979,110	\$0	\$0	\$0	\$76,515	\$0	\$0	\$0	\$3,055,625	\$3,036,916	\$0
Instructional Staff	\$1,144,080	\$0	\$0	\$1,250	\$38,892	\$0	\$0	\$0	\$1,184,222	\$1,206,952	\$0
General Administration	\$1,428,442	\$0	\$0	\$0	\$27,192	\$0	\$0	\$0	\$1,455,634	\$1,421,845	\$0
School Administration	\$1,893,501	\$0	\$0	\$0	\$74,274	\$0	\$0	\$0	\$1,967,775	\$2,056,813	\$0
Business	\$1,671,300	\$4,315,019	\$0	\$1,860,653	\$311,267	\$1,810,000	\$0	\$0	\$9,968,239	\$8,841,772	\$0
Central	\$2,616,271	\$0	\$0	\$0	\$135,905	\$0	\$0	\$0	\$2,752,176	\$2,939,573	\$0
Other Supporting Services	\$180,324	\$0	\$0	\$0	\$8,484	\$0	\$0	\$0	\$188,809	\$229,616	\$0
<i>Community Services</i>										\$0	
Payments to Other Districts and Gov't Units	\$961,445	\$0	\$0	\$0	\$0	\$0	\$0	\$0	\$961,445	\$1,050,000	\$0
<i>Construction</i>											
Referendum Related Projects	\$0	\$0	\$0	\$0	\$0	\$0	\$0	\$0	\$0	\$0	\$18,674,065
<i>Debt Service</i>											
Principal	\$0	\$0	\$1,213,000	\$0	\$0	\$0	\$0	\$0	\$1,213,000	\$1,406,630	\$0
Interest	\$0	\$0	\$1,158,751	\$0	\$0	\$0	\$0	\$0	\$1,158,751	\$2,699,666	\$0
Total Expenditures	<b>\$40,909,888</b>	<b>\$4,315,019</b>	<b>\$2,371,751</b>	<b>\$1,861,903</b>	<b>\$1,237,956</b>	<b>\$1,810,000</b>	<b>\$0</b>	<b>\$0</b>	<b>\$52,506,516</b>	<b>\$53,462,040</b>	<b>\$18,674,065</b>
<b>OTHER FINANCING SOURCES (USES)</b>											
Transfers In/Other Financing Sources	\$0	\$0	\$0	\$0	\$0	\$1,810,000	\$0	\$0	\$1,810,000	\$1,202,035	\$0
Transfers Out/Other Financing Uses	<b>(\$1,810,000)</b>	\$0	\$0	\$0	\$0	\$0	\$0	\$0	<b>(\$1,810,000)</b>	<b>(\$1,202,035)</b>	\$0
Total Other Financing Sources (Uses)	<b>(\$1,810,000)</b>	<b>\$0</b>	<b>\$0</b>	<b>\$0</b>	<b>\$0</b>	<b>\$1,810,000</b>	<b>\$0</b>	<b>\$0</b>	<b>\$0</b>	<b>\$0</b>	<b>\$0</b>
Net Change in Fund Balance	<b>\$1,294,367</b>	<b>\$795,329</b>	<b>(\$217,440)</b>	<b>(\$270,941)</b>	<b>(\$3,126)</b>	<b>\$2,500</b>	<b>\$2,368</b>	<b>\$1,468</b>	<b>\$1,604,525</b>	<b>\$422,704</b>	<b>(\$18,609,065)</b>
Fund Balances, Beginning of Year	<b>\$16,657,809</b>	<b>\$214,608</b>	<b>\$789,625</b>	<b>(\$23,039)</b>	<b>\$816,926</b>	<b>\$1,356,893</b>	<b>\$611,917</b>	<b>\$9,645</b>	<b>\$20,434,384</b>		<b>\$23,857,572</b>
Fund Balances, End of Year	<b>\$17,952,176</b>	<b>\$1,009,937</b>	<b>\$572,185</b>	<b>(\$293,980)</b>	<b>\$813,800</b>	<b>\$1,359,393</b>	<b>\$614,285</b>	<b>\$11,113</b>	<b>\$22,038,909</b>	<b>\$20,434,384</b>	<b>\$5,248,507</b>

\* In order to be able to analyze year over year changes, the referendum budget has been listed separately.

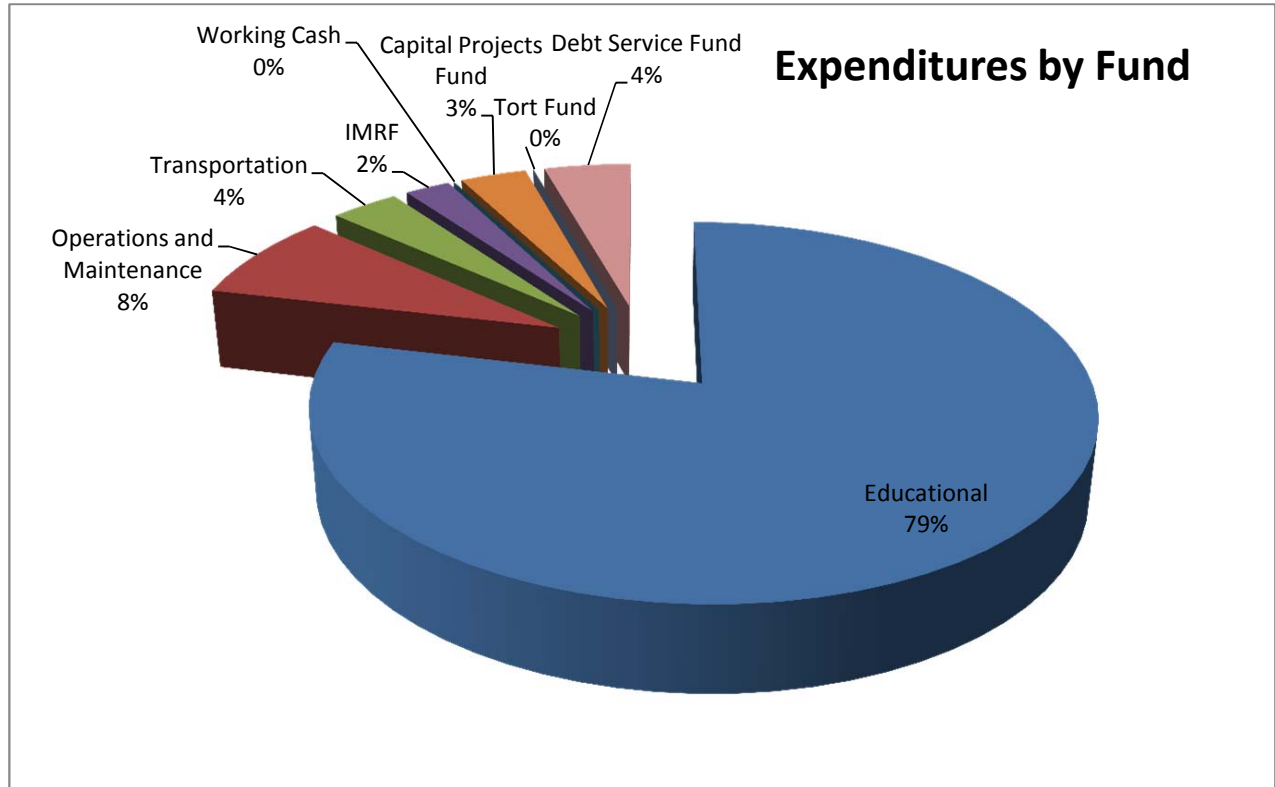
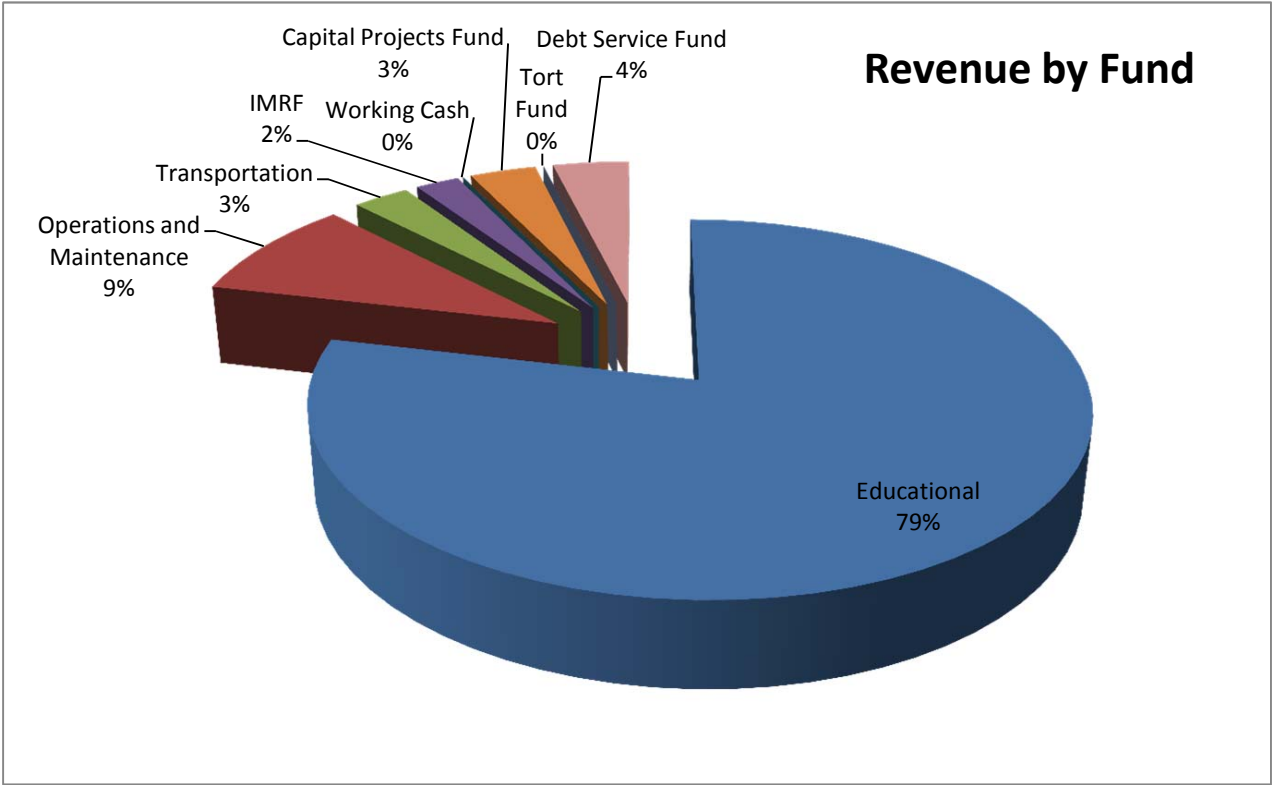
Educational Fund Only - Analysis by Program					
FY 2019					
Expenditures	Preliminary Budget	FY 2018 Budget	% of Total	\$ Δ	% Δ
General Education	\$ 19,569,901	\$ 19,334,814	45.81%	\$ 235,087	1.22%
Special Education	\$ 4,181,747	4,596,635	9.79%	\$ (414,888)	-9.03%
Other Instructional	\$ 4,283,766	4,037,353	10.03%	\$ 246,413	6.10%
Support Services-Pupil	\$ 2,979,110	2,952,162	6.97%	\$ 26,948	0.91%
Instructional Staff	\$ 1,144,080	1,165,090	2.68%	\$ (21,010)	-1.80%
General Administration	\$ 1,428,442	1,397,338	3.34%	\$ 31,104	2.23%
School Administration	\$ 1,893,501	1,980,673	4.43%	\$ (87,172)	-4.40%
Business Operations	\$ 1,671,300	1,590,558	3.91%	\$ 80,742	5.08%
Central Administration	\$ 2,616,271	2,810,402	6.12%	\$ (194,131)	-6.91%
Other	\$ 2,951,769	2,468,665	6.91%	\$ 483,104	19.57%
	<u>\$ 42,719,888</u>	<u>\$ 42,333,690</u>	<u>100%</u>	<u>\$ 386,198</u>	<u>12.97%</u>

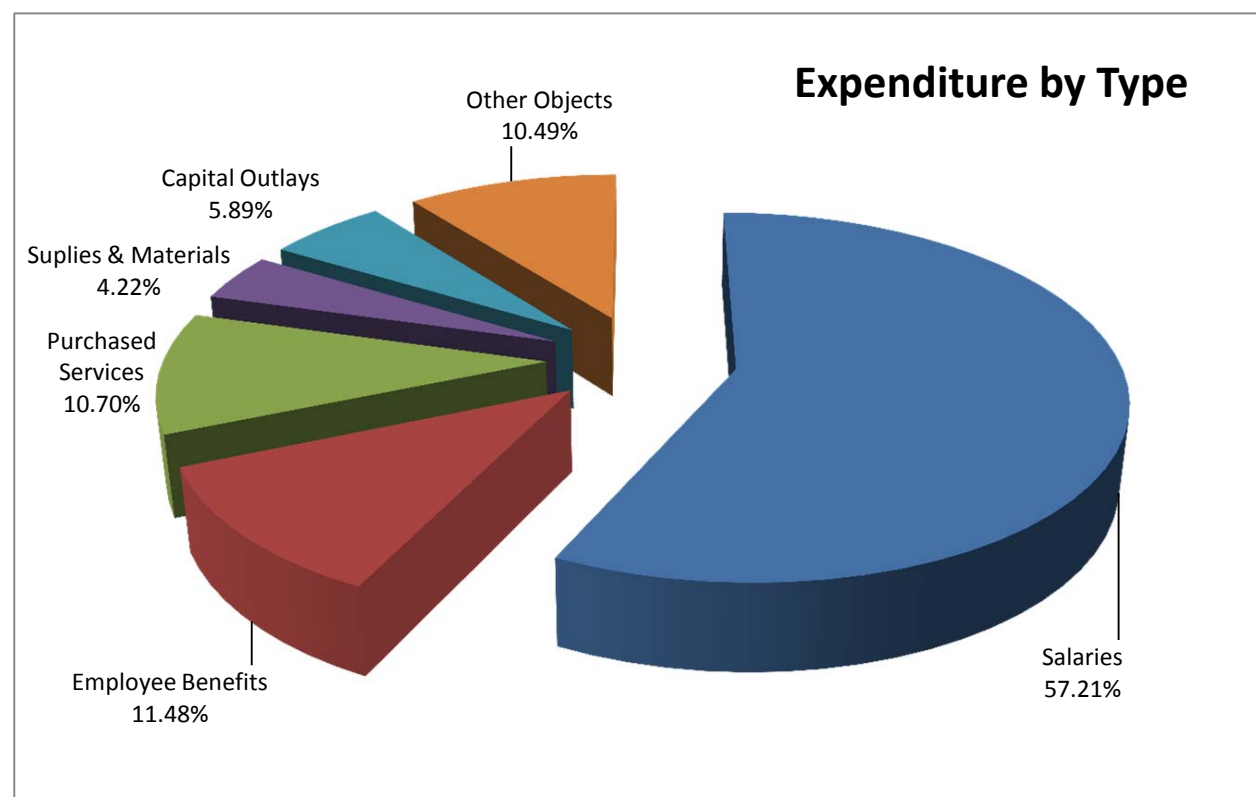
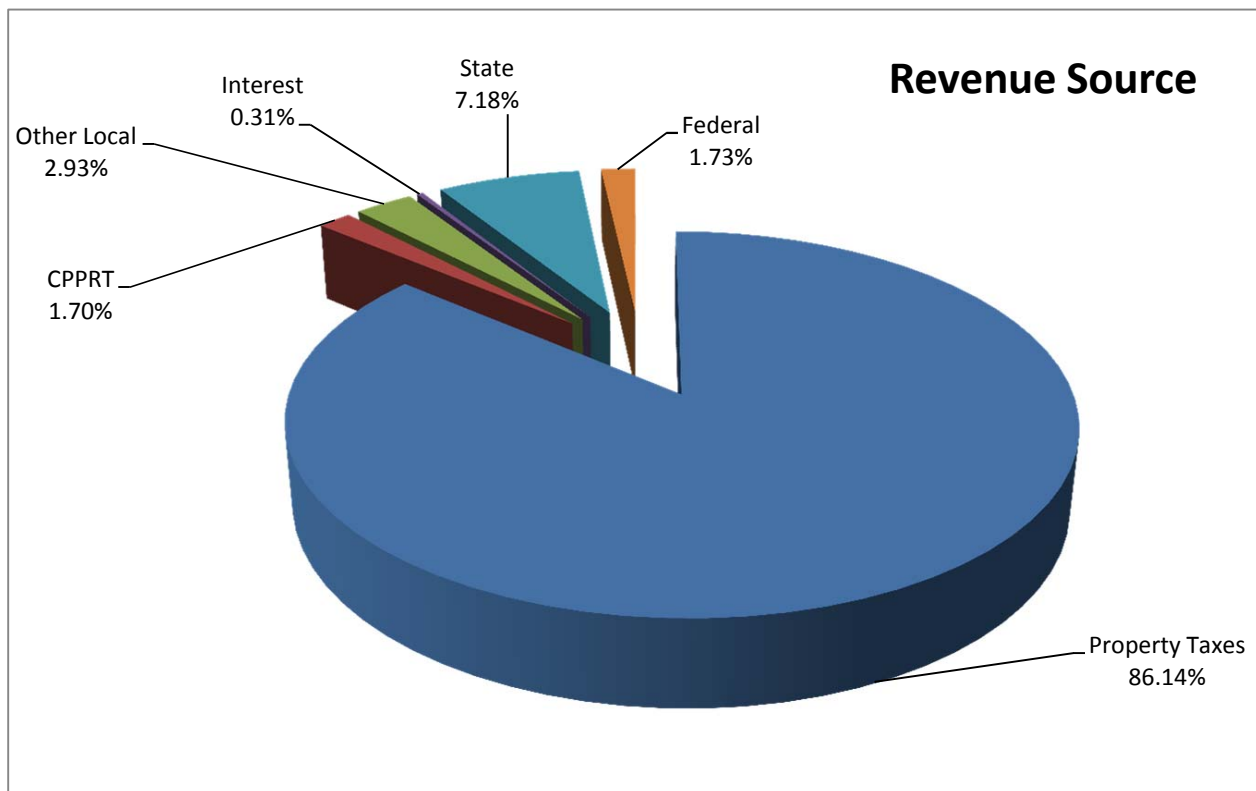
**Education Fund Expenditures by Program**



**KEY**

General Administration: Includes Board of Education, Superintendent's office and Special Education leadership expenses  
School Administration: Includes Principle's office expenses for each school  
Central Administration: Includes Communication and Technology expenses





# REVENUE

ACCOUNT #	ACCOUNT NAME	BUDGET FY19	ACTUAL FY18	BUDGET FY18	ACTUAL FY17	ACTUAL FY16
<b>Property Taxes</b>						
10R000 1111 0000 00 000000	GEN LEVY/CURRENT YEAR	\$ 18,262,017	\$ 18,658,029	\$ 36,846,714	\$ 18,659,194	\$ 18,558,645
10R000 1112 0000 00 000000	GEN LEVY/1ST PRIOR YEAR	\$ 19,007,405	\$ 18,136,902	\$ -	\$ 18,987,501	\$ 18,895,350
10R000 1113 0000 00 000000	GEN LEVY/OTHER PRIOR YEAR	\$ -	\$ -	\$ -	\$ 890	\$ -
10R000 1140 0000 00 000000	SPEC ED LEVY/CURRENT YEAR	\$ 150,787	\$ 156,983	\$ 310,008	\$ 156,983	\$ 149,573
10R000 1142 0000 00 000000	SPEC ED LEVY/1ST PRIOR YEAR	\$ 156,942	\$ 152,698	\$ -	\$ 153,574	\$ 152,287
10R000 1143 0000 00 000000	SPEC ED LEVY/OTHER PRIOR YEAR	\$ -	\$ -	\$ -	\$ 7	\$ -
20R000 1111 0000 00 000000	GEN LEVY/CURRENT YEAR	\$ 2,499,048	\$ 2,423,211	\$ 4,785,592	\$ 2,423,211	\$ 1,594,194
20R000 1112 0000 00 000000	GEN LEVY/1ST PRIOR YEAR	\$ 2,601,050	\$ 2,344,677	\$ -	\$ 1,631,208	\$ 1,623,117
30R000 1111 0000 00 000000	GEN LEVY/CURRENT YEAR	\$ 807,550	\$ 1,573,166	\$ 3,106,597	\$ 1,573,166	\$ 1,444,621
30R000 1112 0000 00 000000	GEN LEVY/1ST PRIOR YEAR	\$ 840,511	\$ 1,528,512	\$ -	\$ 1,477,634	\$ 1,470,830
40R000 1111 0000 00 000000	GEN LEVY/CURRENT YEAR	\$ 566,290	\$ 470,232	\$ 928,722	\$ 470,232	\$ 448,696
40R000 1112 0000 00 000000	GEN LEVY/1ST PRIOR YEAR	\$ 589,404	\$ 457,385	\$ -	\$ 459,513	\$ 456,837
50R000 1111 0000 00 000000	IMRF LEVY/CURRENT YEAR	\$ 351,167	\$ 365,488	\$ 721,616	\$ 365,488	\$ 348,981
50R000 1112 0000 00 000000	IMRF LEVY/1ST PRIOR YEAR	\$ 365,500	\$ 352,144	\$ -	\$ 357,324	\$ 355,312
51R000 1111 0000 00 000000	IMRF LEVY/CURRENT YEAR	\$ 201,050	\$ 208,992	\$ 412,910	\$ 208,992	\$ 199,431
51R000 1112 0000 00 000000	IMRF LEVY/1ST PRIOR YEAR	\$ 209,255	\$ 206,655	\$ -	\$ 204,378	\$ 203,049
70R000 1111 0000 00 000000	GEN LEVY/CURRENT YEAR	\$ 670	\$ 716	\$ 1,302	\$ 716	\$ 569
70R000 1112 0000 00 000000	GEN LEVY/1ST PRIOR YEAR	\$ 698	\$ 695	\$ -	\$ 628	\$ 579
80R000 1111 0000 00 000000	GEN LEVY/CURRENT YEAR	\$ 670	\$ 716	\$ 1,302	\$ 716	\$ 569
80R000 1112 0000 00 000000	GEN LEVY/1ST PRIOR YEAR	\$ 698	\$ 695	\$ -	\$ 628	\$ 579
1110	<b>Subtotal-Property Taxes</b>	<b>\$ 46,610,711</b>	<b>\$ 47,037,897</b>	<b>\$ 47,114,763</b>	<b>\$ 47,131,984</b>	<b>\$ 45,903,216</b>
<b>CPPRT</b>						
10R000 1230 0000 00 000000	CORP REPLACEMENT TAXES	\$ 814,853	\$ 833,265	\$ 866,044	\$ 1,128,135	\$ 754,592
51R000 1230 0000 00 000000	CORP REPLACEMENT TAXES	\$ 105,858	\$ 116,900	\$ 116,900	\$ 137,530	\$ 137,530
1230	<b>Subtotal-CPPRT</b>	<b>\$ 920,711</b>	<b>\$ 950,165</b>	<b>\$ 982,944</b>	<b>\$ 1,265,665</b>	<b>\$ 892,122</b>
<b>Tuition</b>						
10R000 1311 0000 00 000000	TUITION FROM PARENTS	\$ 55,000	\$ 39,605	\$ 55,000	\$ 56,439	\$ 84,087
10R000 1320 0000 21 000000	FLES SUMMER SCHOOL	\$ 7,700	\$ -	\$ -	\$ -	\$ -
10R000 1342 0000 00 000000	SPECIAL ED TUITION	\$ 105,000	\$ 7,120	\$ 201,000	\$ 217,103	\$ 336,372
1300s	<b>Subtotal-Tuition</b>	<b>\$ 167,700</b>	<b>\$ 46,725</b>	<b>\$ 256,000</b>	<b>\$ 273,542</b>	<b>\$ 420,460</b>
<b>Transportation</b>						
40R000 1411 0000 00 000000	FIELD TRIPS DIST	\$ -	\$ 897	\$ -	\$ 825	\$ 828
40R000 1412 0000 00 000000	REG TRANS/OTHER DISTRICTS	\$ 20,000	\$ 5,672	\$ 25,000	\$ 16,026	\$ 24,295
40R100 1411 0000 00 000000	FIELD TRIPS/AL	\$ 2,000	\$ -	\$ 2,000	\$ -	\$ -
40R110 1411 0000 00 000000	FIELD TRIPS/BF	\$ 2,000	\$ -	\$ 2,000	\$ 865	\$ -
40R120 1411 0000 00 000000	FIELD TRIPS/CH	\$ 2,000	\$ 525	\$ 2,000	\$ -	\$ -
40R130 1411 0000 00 000000	FIELD TRIPS/FG	\$ 2,000	\$ -	\$ 2,000	\$ -	\$ -
40R200 1411 0000 00 000000	FIELD TRIPS/HADLEY	\$ 3,000	\$ -	\$ 3,000	\$ 3	\$ 3

<b>1400s</b>	<b>Subtotal-Transportation</b>	<b>\$ 31,000</b>	<b>\$ 7,094</b>	<b>\$ 36,000</b>	<b>\$ 17,719</b>	<b>\$ 25,126</b>
<b>Interest</b>						
10R000 1510 0000 00 000000	INTEREST INCOME/ED FUND	\$ 85,000	\$ 368,661	\$ 34,000	\$ 133,572	\$ 66,148
20R000 1510 0000 00 000000	INTEREST INCOME/BLDG FUND	\$ 10,000	\$ 39,645	\$ 1,000	\$ 1,207	\$ 2,188
30R000 1510 0000 00 000000	INTEREST INCOME/B&I FUND	\$ 2,500	\$ 13,376	\$ 500	\$ 481	\$ -
40R000 1510 0000 00 000000	INTEREST INCOME/TRANSPORTATION	\$ 1,000	\$ 3,043	\$ 500	\$ 172	\$ 471
50R000 1510 0000 00 000000	INTEREST INCOME/IMRF FUND	\$ 1,000	\$ 9,012	\$ 500	\$ 853	\$ 324
51R000 1510 0000 00 000000	INTEREST EARNINGS	\$ 1,000	\$ 6,674	\$ -	\$ 683	\$ 23
60R000 1510 0000 00 000000	INTEREST INCOME/S&C CAP IMP	\$ 2,500	\$ 11,837	\$ 2,000	\$ 1,581	\$ 2,516
61R000 1510 0000 00 000000	INTEREST INCOME	\$ 65,000	\$ 156,933	\$ 40,000	\$ 40	\$ -
70R000 1510 0000 00 000000	INTEREST INCOME/WORKING CASH	\$ 1,000	\$ 6,804	\$ -	\$ 880	\$ 125
80R000 1510 0000 00 000000	INTEREST INCOME	\$ 100	\$ 190	\$ -	\$ 14	\$ -
<b>1510</b>	<b>Subtotal-Interest</b>	<b>\$ 169,100</b>	<b>\$ 616,174</b>	<b>\$ 78,500</b>	<b>\$ 139,483</b>	<b>\$ 71,795</b>
<b>Food Service</b>						
10R000 1610 0000 00 000000	FOOD SALES	\$ 309,000	\$ 294,803	\$ 309,000	\$ 310,102	\$ 266,118
<b>1600s</b>	<b>Subtotal-Food Service</b>	<b>\$ 309,000</b>	<b>\$ 294,803</b>	<b>\$ 309,000</b>	<b>\$ 310,102</b>	<b>\$ 266,118</b>
<b>Student Fees</b>						
10R000 1710 0000 00 000000	LOST TEXTBOOKS	\$ -	\$ 86	\$ -	\$ 121	\$ 126
10R000 1711 0000 00 000000	LOST LIBRARY BOOKS	\$ 1,000	\$ 977	\$ 1,000	\$ 1,422	\$ 334
10R000 1712 0000 00 000000	COMPUTER REPAIR/REPLACEMENT	\$ 1,000	\$ 1,438	\$ 1,000	\$ 1,615	\$ 4,467
10R000 1721 0000 00 000000	REGISTRATION FEES/ELEM	\$ 240,000	\$ 232,521	\$ 240,000	\$ 236,713	\$ 235,114
10R000 1723 0000 00 000000	MUSIC FEES	\$ -	\$ -	\$ -	\$ 1,000	\$ 14,870
10R000 1724 0000 00 000000	ACTIVITY FEES	\$ -	\$ -	\$ -	\$ -	\$ 15,401
10R120 1726 0000 00 000000	FIELD TRIPS/CH	\$ -	\$ -	\$ -	\$ -	\$ 2,300
10R130 1726 0000 00 000000	FIELD TRIPS/FG	\$ -	\$ -	\$ -	\$ -	\$ 546
10R000 1730 0000 00 000000	CALCULATOR SALES/ELEM	\$ 7,500	\$ 6,097	\$ 10,000	\$ 8,884	\$ 9,235
10R000 1731 0000 00 000000	ASSIGNMENT BOOKS - ELEMENTARY	\$ 12,000	\$ 10,645	\$ 12,000	\$ 11,635	\$ 11,313
10R000 1733 0000 00 000000	RECORDER SALES	\$ 1,650	\$ 1,510	\$ 1,650	\$ 1,375	\$ 1,363
10R000 1745 0000 00 000000	BAND/ORCH/CHOIR GRADES 4-5	\$ -	\$ 30	\$ 8,500	\$ 8,619	\$ -
10R110 1726 0000 00 000000	FIELD TRIPS/BF	\$ -	\$ 470	\$ -	\$ -	\$ -
10R200 1720 0000 00 000000	HA/8th Grade Trip	\$ 20,000	\$ 18,205	\$ 20,000	\$ 18,094	\$ 14,011
10R200 1726 0000 00 000000	FIELD TRIPS/HADLEY	\$ 12,000	\$ 14,718	\$ -	\$ 11,032	\$ 11,559
10R200 1727 0000 00 000000	ROLLER BLADE UNIT FEE	\$ 5,000	\$ 5,230	\$ 6,600	\$ 4,543	\$ 51
10R200 1730 0000 00 000000	CALCULATOR SALES/HADLEY	\$ -	\$ -	\$ 7,000	\$ (78)	\$ (73)
10R200 1732 0000 00 000000	ASSIGNMENT BOOKS/HADLEY	\$ -	\$ -	\$ 9,200	\$ (120)	\$ (29)
10R200 1734 0000 00 000000	GOGGLE SALES	\$ 1,000	\$ 1,101	\$ 1,000	\$ 1,035	\$ 1,299
10R200 1735 0000 00 000000	GYM SHIRT SALES	\$ -	\$ -	\$ 500	\$ -	\$ -
10R200 1736 0000 00 000000	LOCK SALES	\$ -	\$ -	\$ -	\$ 30	\$ 2,075
10R200 1737 0000 00 000000	YEARBOOK SALES	\$ 15,000	\$ 14,878	\$ 15,000	\$ 13,412	\$ 13,351
10R200 1742 0000 00 000000	CLUB FEES	\$ 8,000	\$ 9,320	\$ 7,500	\$ 8,110	\$ -
10R200 1743 0000 00 000000	SPORTS FEE	\$ 15,000	\$ 14,760	\$ 13,500	\$ 16,480	\$ -
10R200 1744 0000 00 000000	TECHNOLOGY FEE	\$ 27,000	\$ 18,383	\$ 27,500	\$ 27,960	\$ -
10R200 1746 0000 00 000000	BAND/ORCH/CHOIR GRADES 6-8	\$ 15,000	\$ 11,566	\$ 15,000	\$ 15,300	\$ -



<b>1700s</b>	<b>Subtotal-Student Fees</b>	<b>\$ 381,150</b>	<b>\$ 361,934</b>	<b>\$ 396,950</b>	<b>\$ 387,181</b>	<b>\$ 337,311</b>
<b>Other Local</b>						
10R000 1920 0000 00 000000	Wellness	\$ 20,000	\$ 27,239	\$ 20,000	\$ 27,233	\$ 25,045
10R000 1923 0000 00 000000	DONATIONS/ROTARY	\$ -	\$ 750	\$ -	\$ 750	\$ -
10R000 1926 0000 00 000000	DONATIONS/OTHER	\$ -	\$ -	\$ -	\$ -	\$ 600
10R120 1926 0000 00 192450	PARENT DONATION/CHURCHILL	\$ -	\$ 440	\$ -	\$ 5,000	\$ -
10R000 1950 0000 00 000000	REFUND/PRIOR YRS EXPEND	\$ 675,000	\$ 1,102,440	\$ 674,130	\$ 1,041,329	\$ 40,064
10R000 1991 0000 00 000000	Student Teacher Payments	\$ -	\$ 1,500	\$ -	\$ -	\$ -
10R000 1992 0000 00 000000	CASE REIMBURSEMENTS	\$ -	\$ -	\$ -	\$ 11,847	\$ 20,861
10R000 1995 0000 00 000000	FEES/NSF CHECKS	\$ -	\$ 50	\$ -	\$ 75	\$ -
10R000 1996 0000 00 000000	SALE OF SURPLUS PROPERTY	\$ 1,000	\$ -	\$ 1,000	\$ 405	\$ 430
10R000 1999 0000 00 000000	MISCELLANEOUS REVENUE	\$ 65,000	\$ 22,207	\$ 26,000	\$ 269,721	\$ 12,486
20R000 1900 0000 00 000000	ERATE REVENUE	\$ -	\$ -	\$ -	\$ -	\$ 67,054
20R000 1910 0000 00 000000	RENTAL OF PROPERTY	\$ 250	\$ -	\$ 1,000	\$ 120	\$ 120
20R000 1926 0000 00 000000	DONATIONS/OTHER	\$ -	\$ -	\$ -	\$ -	\$ 600
20R000 1950 0000 00 000000	REFUND/PRIOR YRS EXPEND	\$ -	\$ -	\$ 3,000	\$ 6,000	\$ 3,999
20R000 1996 0000 00 000000	SALE OF ASSET	\$ -	\$ -	\$ -	\$ -	\$ 4,801
40R000 1950 0000 00 000000	REFUND/PRIOR YRS EXPEND	\$ -	\$ -	\$ 500	\$ -	\$ 9,313
60R000 1930 0000 00 000000	DEVELOPER DONATIONS	\$ -	\$ -	\$ -	\$ 20,323	\$ 14,244
60R000 1999 0000 00 000000	MISCELLANEOUS REVENUE	\$ -	\$ 379	\$ 10,000	\$ 15,000	\$ 1,100
61R000 1999 0000 00 000000	OTHER LOCAL REVENUE/REFERENDUM	\$ -	\$ 24,151,635	\$ 24,618,896	\$ 467,300	\$ -
<b>1900s</b>	<b>Subtotal-Other Local</b>	<b>\$ 761,250</b>	<b>\$ 25,306,640</b>	<b>\$ 25,354,526</b>	<b>\$ 1,865,104</b>	<b>\$ 200,716</b>
<b>State Funding</b>						
10R000 3001 0000 00 000000	GENERAL STATE AID	\$ 2,114,922	\$ 1,958,051	\$ 640,151	\$ 1,516,878	\$ 1,457,338
30R000 3001 0000 00 000000	GENERAL STATE AID	\$ 503,750	\$ 660,910	\$ 660,910	\$ -	\$ -
10R000 3100 0000 00 000000	SP ED PRIVATE FAC REIMB	\$ 250,000	\$ 425,667	\$ 200,000	\$ 376,287	\$ 402,501
10R000 3105 0000 00 000000	SP ED EXTRA PUPIL REIMB	\$ -	\$ 203,230	\$ 400,000	\$ 306,662	\$ 413,467
10R000 3110 0000 00 000000	SP ED PERSONNEL REIMB	\$ -	\$ 315,846	\$ 553,000	\$ 410,153	\$ 544,537
10R000 3120 0000 00 000000	SP ED ORPHANAGE REIMB	\$ -	\$ 116,134	\$ 4,473	\$ 20,926	\$ 30,667
10R000 3130 0000 00 000000	Special Ed - Orphanage-Summer	\$ -	\$ -	\$ 2,000	\$ -	\$ 1,992
10R000 3145 0000 00 000000	SP ED SUMMER SCHOOL	\$ -	\$ 654	\$ 1,200	\$ -	\$ 1,204
10R000 3305 0000 00 000000	BILINGUAL ED/ESL	\$ 100,000	\$ 137,315	\$ 220,718	\$ 98,015	\$ 114,331
10R000 3360 0000 00 000000	FREE LUNCH	\$ 2,255	\$ 4,959	\$ 2,255	\$ 1,631	\$ 2,351
10R000 3651 0000 00 000000	NATL BD CERT INITIATIVES	\$ -	\$ -	\$ -	\$ -	\$ 1,500
10R000 3705 0000 00 370500	PRE-K AT RISK	\$ -	\$ -	\$ -	\$ (285)	\$ 29,574
10R000 3705 0000 00 370501	PRE-K AT RISK/BIRTH - 3	\$ -	\$ 41,301	\$ 35,020	\$ 26,266	\$ -
10R000 3705 0000 00 370507	PRE-SCHOOL FOR ALL	\$ 511,418	\$ -	\$ -	\$ -	\$ -
10R000 3800 0000 00 000000	LIBRARY GRANT	\$ 2,000	\$ 4,728	\$ 2,000	\$ -	\$ 2,011
40R000 3500 0000 00 000000	REG TRANSPORTATION AID	\$ 21,150	\$ 30,091	\$ 21,150	\$ 15,444	\$ 25,264
40R000 3510 0000 00 000000	SPECIAL ED TRANS AID	\$ 382,118	\$ 551,282	\$ 382,118	\$ 252,057	\$ 380,684
<b>3000s</b>	<b>Subtotal-State Funding</b>	<b>\$ 3,887,613</b>	<b>\$ 4,450,167</b>	<b>\$ 3,124,995</b>	<b>\$ 3,024,034</b>	<b>\$ 3,407,421</b>
<b>Federal Funding</b>						
10R000 4210 0000 00 000000	NSLP REIMBURSEMENT	\$ 250,000	\$ 270,486	\$ 250,000	\$ 286,346	\$ 254,512

10R000 4215 0000 00 000000	SPECIAL MILK	\$ 2,000	\$ 1,589	\$ 3,500	\$ 2,711	\$ 3,539
10R000 4220 0000 00 000000	SCHOOL BREAKFAST PROGRAM	\$ 45,000	\$ 54,050	\$ 53,000	\$ 63,907	\$ 56,644
10R000 4300 0000 00 000000	TITLE I (CHAPTER 1)	\$ 262,319	\$ 337,310	\$ 265,130	\$ 341,379	\$ 231,898
10R000 4400 0000 00 000000	TITLE IV STUDENT SUPPORT	\$ 23,658	\$ -	\$ -	\$ -	\$ -
10R000 4600 0000 00 460000	IDEA Part B Grant	\$ -	\$ 68,842	\$ 28,162	\$ -	\$ -
10R000 4620 0000 00 000000	I.D.E.A. FUNDS FLOW-THRU	\$ -	\$ -	\$ -	\$ 133,800	\$ -
10R000 4625 0000 00 000000	IDEA Room and Board	\$ -	\$ -	\$ -	\$ 21,840	\$ -
10R000 4905 0000 00 000000	IMMIGRANT ED PROGRAM	\$ -	\$ -	\$ -	\$ 5,455	\$ 500
10R000 4909 0000 00 000000	TITLE III ENGLISH LANG ACQUISITION	\$ 52,670	\$ 52,114	\$ 52,670	\$ 49,484	\$ 62,737
10R000 4920 0000 00 000000	MC KINNEY-VENTO ALLOCATION	\$ -	\$ -	\$ -	\$ 760	\$ -
10R000 4932 0000 00 000000	TITLE II TEACHER QUALITY	\$ 67,159	\$ 119,940	\$ 76,000	\$ 80,526	\$ 95,263
10R000 4991 0000 00 000000	MEDICAID ADMIN OUTREACH	\$ 60,000	\$ 71,004	\$ 61,500	\$ 59,539	\$ 57,951
10R000 4992 0000 00 000000	MEDICAID FEE FOR SERVICE	\$ 175,000	\$ 252,952	\$ 100,000	\$ 233,122	\$ 73,914
<b>4000s</b>	<b>Subtotal-Federal Funding</b>	<b>\$ 937,806</b>	<b>\$ 1,228,288</b>	<b>\$ 889,962</b>	<b>\$ 1,278,869</b>	<b>\$ 836,958</b>
<b>Transfers</b>						
30R000 7400 0000 00 000000	Lease Principal Trsfr	\$ -	\$ -	\$ -	\$ 133,187	\$ 191,156
30R000 7500 0000 00 000000	Lease Interest Transfer	\$ -	\$ -	\$ -	\$ 5,057	\$ 11,397
30R000 7990 0000 00 000000	TRANSFER FROM OTHER FUNDS	\$ -	\$ -	\$ -	\$ 604,516	\$ 601,360
60R000 7840 0000 00 000000	Interfund Transfer	\$ 1,810,000	\$ 1,202,035	\$ 1,202,035	\$ 1,450,000	\$ 1,652,278
<b>7000s</b>	<b>Subtotal-Transfers</b>	<b>\$ 1,810,000</b>	<b>\$ 1,202,035</b>	<b>\$ 1,202,035</b>	<b>\$ 2,192,760</b>	<b>\$ 2,456,191</b>
<b>10</b>	<b>Education Fund</b>	<b>\$ 44,014,255</b>	<b>\$ 44,600,798</b>	<b>\$ 42,690,625</b>	<b>\$ 45,582,444</b>	<b>\$ 43,538,399</b>
<b>20</b>	<b>Building &amp; Grounds Fund</b>	<b>\$ 5,110,348</b>	<b>\$ 4,807,533</b>	<b>\$ 4,790,592</b>	<b>\$ 4,061,746</b>	<b>\$ 3,296,072</b>
<b>30</b>	<b>Debt Services</b>	<b>\$ 2,154,311</b>	<b>\$ 3,775,965</b>	<b>\$ 3,768,007</b>	<b>\$ 3,794,042</b>	<b>\$ 3,719,364</b>
<b>40</b>	<b>Transportation</b>	<b>\$ 1,590,962</b>	<b>\$ 1,519,127</b>	<b>\$ 1,368,990</b>	<b>\$ 1,215,137</b>	<b>\$ 1,346,391</b>
<b>50 &amp; 51</b>	<b>IMRF/FICA/Medicare</b>	<b>\$ 1,234,830</b>	<b>\$ 1,265,865</b>	<b>\$ 1,251,926</b>	<b>\$ 1,275,248</b>	<b>\$ 1,244,649</b>
<b>60 &amp; 61</b>	<b>Capital Projects</b>	<b>\$ 1,877,500</b>	<b>\$ 25,522,819</b>	<b>\$ 25,872,931</b>	<b>\$ 1,954,244</b>	<b>\$ 1,670,138</b>
<b>70</b>	<b>Working Cash</b>	<b>\$ 2,368</b>	<b>\$ 8,215</b>	<b>\$ 1,302</b>	<b>\$ 2,224</b>	<b>\$ 1,272</b>
<b>80</b>	<b>Tort</b>	<b>\$ 1,468</b>	<b>\$ 1,602</b>	<b>\$ 1,302</b>	<b>\$ 1,358</b>	<b>\$ 1,148</b>
	<b>Grand Total</b>	<b>\$55,986,041</b>	<b>\$81,501,923</b>	<b>\$79,745,675</b>	<b>\$57,886,442</b>	<b>\$54,817,434</b>
	<b>Totals Without Referendum Revenue</b>	<b>\$ 55,921,041</b>	<b>\$ 57,193,355</b>	<b>\$ 55,086,779</b>	<b>\$ 57,419,102</b>	<b>\$ 54,817,434</b>

FDTLOC FUNC OBJ SJ SOURCE	Account Level	2018-2019 Budget	2017-18	2017-18	2016-17	2015-16
	Description		FYTD Activity	Revised Budget	FYTD Activity	FYTD Activity
10R000 1111 0000 00 000000	GEN LEVY/CURRENT YEAR	18,262,017.00	18,658,029.32	36,846,714.00	18,659,194.32	18,558,644.62
10R000 1112 0000 00 000000	GEN LEVY/1ST PRIOR YEAR	19,007,405.00	18,136,902.11	-	18,987,500.92	18,895,350.02
10R000 1113 0000 00 000000	GEN LEVY/OTHER PRIOR YEAR	-	-	-	889.83	-
10R000 1140 0000 00 000000	SPEC ED LEVY/CURRENT YEAR	150,787.00	156,982.63	310,008.00	156,982.63	149,572.94
10R000 1142 0000 00 000000	SPEC ED LEVY/1ST PRIOR YEAR	156,942.00	152,698.28	-	153,574.49	152,286.60
10R000 1143 0000 00 000000	SPEC ED LEVY/OTHER PRIOR YEAR	-	-	-	7.17	-
10R000 1230 0000 00 000000	CORP REPLACEMENT TAXES	814,853.00	833,265.45	866,044.00	1,128,134.80	754,591.64
10R000 1311 0000 00 000000	TUITION FROM PARENTS	55,000.00	39,605.28	55,000.00	56,439.18	84,087.18
10R000 1320 0000 21 000000	FLES SUMMER SCHOOL	7,700.00	-	-	-	-
10R000 1342 0000 00 000000	SPECIAL ED TUITION	105,000.00	7,120.00	201,000.00	217,102.88	336,372.46
10R000 1510 0000 00 000000	INTEREST INCOME/ED FUND	85,000.00	368,661.00	34,000.00	133,571.66	66,147.74
10R000 1610 0000 00 000000	FOOD SALES	309,000.00	294,802.73	309,000.00	310,102.08	266,118.38
10R000 1710 0000 00 000000	LOST TEXTBOOKS	-	85.84	-	120.90	125.55
10R000 1711 0000 00 000000	LOST LIBRARY BOOKS	1,000.00	976.64	1,000.00	1,421.73	333.76
10R000 1712 0000 00 000000	COMPUTER REPAIR/REPLACEMENT	1,000.00	1,438.00	1,000.00	1,615.00	4,467.00
10R000 1721 0000 00 000000	REGISTRATION FEES/ELEM	240,000.00	232,520.71	240,000.00	236,713.35	235,113.88
10R000 1723 0000 00 000000	MUSIC FEES	-	-	-	999.60	14,870.00
10R000 1724 0000 00 000000	ACTIVITY FEES	-	-	-	-	15,400.75
10R000 1730 0000 00 000000	CALCULATOR SALES/ELEM	7,500.00	6,097.00	10,000.00	8,884.00	9,235.00
10R000 1731 0000 00 000000	ASSIGNMENT BOOKS - ELEMENTARY	12,000.00	10,645.00	12,000.00	11,635.20	11,312.80
10R000 1733 0000 00 000000	RECORDER SALES	1,650.00	1,510.00	1,650.00	1,375.00	1,362.50
10R000 1745 0000 00 000000	BAND/ORCH/CHOIR GRADES 4-5	-	30.00	8,500.00	8,618.76	-
10R000 1920 0000 00 000000	Wellness	20,000.00	27,239.48	20,000.00	27,233.00	25,045.00
10R000 1921 0000 00 000000	DONATIONS/MEF	-	-	-	-	-
10R000 1923 0000 00 000000	DONATIONS/ROTARY	-	750.00	-	750.00	-
10R000 1926 0000 00 000000	DONATIONS/OTHER	-	-	-	-	600.00
10R000 1950 0000 00 000000	REFUND/PRIOR YRS EXPEND	675,000.00	1,102,439.53	674,130.00	1,041,329.12	40,063.53
10R000 1991 0000 00 000000	Student Teacher Payments	-	1,500.00	-	-	-
10R000 1992 0000 00 000000	CASE REIMBURSEMENTS	-	-	-	11,847.37	20,861.00
10R000 1995 0000 00 000000	FEES/NSF CHECKS	-	50.00	-	75.00	-
10R000 1996 0000 00 000000	SALE OF SURPLUS PROPERTY	1,000.00	-	1,000.00	405.05	429.53
10R000 1997 0000 00 000000	TRS/THIS REFUNDS	-	-	-	-	-
10R000 1999 0000 00 000000	MISCELLANEOUS REVENUE	65,000.00	22,206.53	26,000.00	269,721.43	12,486.34
10R000 3001 0000 00 000000	GENERAL STATE AID	2,114,922.00	1,958,050.52	640,151.00	1,516,877.61	1,457,338.34
10R000 3100 0000 00 000000	SP ED PRIVATE FAC REIMB	250,000.00	425,667.22	200,000.00	376,286.64	402,500.55
10R000 3105 0000 00 000000	SP ED EXTRA PUPIL REIMB	-	203,230.38	400,000.00	306,662.13	413,467.25
10R000 3110 0000 00 000000	SP ED PERSONNEL REIMB	-	315,845.74	553,000.00	410,153.13	544,536.78

10R000 3120 0000 00 000000	SP ED ORPHANAGE REIMB	-	116,133.52	4,473.00	20,925.70	30,666.93
10R000 3130 0000 00 000000	Special Ed - Orphanage-Summer	-	-	2,000.00	-	1,992.00
10R000 3145 0000 00 000000	SP ED SUMMER SCHOOL	-	654.19	1,200.00	-	1,203.75
10R000 3305 0000 00 000000	BILINGUAL ED/ESL	100,000.00	137,315.00	220,718.00	98,015.00	114,331.00
10R000 3360 0000 00 000000	FREE LUNCH	2,255.00	4,959.18	2,255.00	1,631.43	2,350.54
10R000 3651 0000 00 000000	NATL BD CERT INITIATIVES	-	-	-	-	1,500.00
10R000 3705 0000 00 370500	PRE-K AT RISK	-	-	-	(285.00)	29,574.00
10R000 3705 0000 00 370501	PRE-K AT RISK/BIRTH - 3	-	41,301.00	35,020.00	26,266.00	-
10R000 3705 0000 00 370507	PRE-SCHOOL FOR ALL	511,418.00	-	-	-	-
10R000 3800 0000 00 000000	LIBRARY GRANT	2,000.00	4,727.51	2,000.00	-	2,011.45
10R000 4210 0000 00 000000	NSLP REIMBURSEMENT	250,000.00	270,485.99	250,000.00	286,346.00	254,512.30
10R000 4215 0000 00 000000	SPECIAL MILK	2,000.00	1,589.33	3,500.00	2,710.61	3,538.90
10R000 4220 0000 00 000000	SCHOOL BREAKFAST PROGRAM	45,000.00	54,050.38	53,000.00	63,907.38	56,643.51
10R000 4300 0000 00 000000	TITLE I (CHAPTER 1)	262,319.00	337,310.00	265,130.00	341,379.00	231,898.00
10R000 4400 0000 00 000000	TITLE IV STUDENT SUPPORT	23,658.00	-	-	-	-
10R000 4600 0000 00 460000	IDEA Part B Grant	-	68,842.20	28,162.00	-	-
10R000 4620 0000 00 000000	I.D.E.A. FUNDS FLOW-THRU	-	-	-	133,800.00	-
10R000 4625 0000 00 000000	IDEA Room and Board	-	-	-	21,839.69	-
10R000 4905 0000 00 000000	IMMIGRANT ED PROGRAM	-	-	-	5,455.00	500.00
10R000 4909 0000 00 000000	TITLE III ENGLISH LANG ACQUISITION	52,670.00	52,114.00	52,670.00	49,484.00	62,737.00
10R000 4920 0000 00 000000	MC KINNEY-VENTO ALLOCATION	-	-	-	760.00	-
10R000 4932 0000 00 000000	TITLE II TEACHER QUALITY	67,159.00	119,940.00	76,000.00	80,526.00	95,263.00
10R000 4991 0000 00 000000	MEDICAID ADMIN OUTREACH	60,000.00	71,003.88	61,500.00	59,539.02	57,950.72
10R000 4992 0000 00 000000	MEDICAID FEE FOR SERVICE	175,000.00	252,951.88	100,000.00	233,122.06	73,914.15
10R110 1726 0000 00 000000	FIELD TRIPS/BF	-	470.00	-	-	-
10R120 1726 0000 00 000000	FIELD TRIPS/CH	-	-	-	-	2,300.30
10R120 1926 0000 00 192450	PARENT DONATION/CHURCHILL	-	440.00	-	5,000.00	-
10R130 1726 0000 00 000000	FIELD TRIPS/FG	-	-	-	-	546.00
10R200 1720 0000 00 000000	HA/8th Grade Trip	20,000.00	18,205.00	20,000.00	18,094.00	14,010.86
10R200 1721 0000 00 000000	REGISTRATION FEES/HADLEY	-	-	-	-	-
10R200 1726 0000 00 000000	FIELD TRIPS/HADLEY	12,000.00	14,718.00	-	11,032.00	11,559.00
10R200 1727 0000 00 000000	ROLLER BLADE UNIT FEE	5,000.00	5,230.00	6,600.00	4,543.00	51.00
10R200 1730 0000 00 000000	CALCULATOR SALES/HADLEY	-	-	7,000.00	(78.00)	(73.00)
10R200 1732 0000 00 000000	ASSIGNMENT BOOKS/HADLEY	-	-	9,200.00	(120.00)	(28.99)
10R200 1734 0000 00 000000	GOGGLE SALES	1,000.00	1,101.00	1,000.00	1,035.00	1,299.00
10R200 1735 0000 00 000000	GYM SHIRT SALES	-	-	500.00	-	-
10R200 1736 0000 00 000000	LOCK SALES	-	-	-	30.00	2,075.00
10R200 1737 0000 00 000000	YEARBOOK SALES	15,000.00	14,878.00	15,000.00	13,411.80	13,351.00
10R200 1738 0000 00 000000	GYM SHORTS SALES	-	-	-	-	-
10R200 1742 0000 00 000000	CLUB FEES	8,000.00	9,320.00	7,500.00	8,110.00	-

10R200 1743 0000 00 000000	SPORTS FEE	15,000.00	14,760.00	13,500.00	16,480.00	-
10R200 1744 0000 00 000000	TECHNOLOGY FEE	27,000.00	18,383.00	27,500.00	27,960.00	-
10R200 1746 0000 00 000000	BAND/ORCH/CHOIR GRADES 6-8	15,000.00	11,566.00	15,000.00	15,300.00	-
<b>1-</b>		<b>44,014,255.00</b>	<b>44,600,798.45</b>	<b>42,690,625.00</b>	<b>45,582,443.67</b>	<b>43,538,398.56</b>
20R000 1111 0000 00 000000	GEN LEVY/CURRENT YEAR	2,499,048.00	2,423,210.55	4,785,592.00	2,423,210.55	1,594,193.70
20R000 1112 0000 00 000000	GEN LEVY/1ST PRIOR YEAR	2,601,050.00	2,344,677.27	-	1,631,208.36	1,623,116.81
20R000 1113 0000 00 000000	GEN LEVY/OTHER PRIOR YEAR	-	-	-	-	-
20R000 1510 0000 00 000000	INTEREST INCOME/BLDG FUND	10,000.00	39,645.15	1,000.00	1,206.65	2,187.65
20R000 1900 0000 00 000000	ERATE REVENUE	-	-	-	-	67,053.90
20R000 1910 0000 00 000000	RENTAL OF PROPERTY	250.00	-	1,000.00	120.00	120.00
20R000 1926 0000 00 000000	DONATIONS/OTHER	-	-	-	-	600.00
20R000 1950 0000 00 000000	REFUND/PRIOR YRS EXPEND	-	-	3,000.00	6,000.00	3,999.00
20R000 1996 0000 00 000000	SALE OF ASSET	-	-	-	-	4,801.00
20R000 1999 0000 00 000000	MISCELLANEOUS REVENUE	-	-	-	-	-
<b>2-</b>		<b>5,110,348.00</b>	<b>4,807,532.97</b>	<b>4,790,592.00</b>	<b>4,061,745.56</b>	<b>3,296,072.06</b>
30R000 1111 0000 00 000000	GEN LEVY/CURRENT YEAR	807,549.73	1,573,166.32	3,106,597.00	1,573,166.32	1,444,620.76
30R000 1112 0000 00 000000	GEN LEVY/1ST PRIOR YEAR	840,510.95	1,528,512.10	-	1,477,633.88	1,470,830.20
30R000 1113 0000 00 000000	GEN LEVY/OTHER PRIOR	-	-	-	-	-
30R000 1510 0000 00 000000	INTEREST INCOME/B&I FUND	2,500.00	13,376.13	500.00	481.30	-
30R000 3001 0000 00 000000	GENERAL STATE AID	503,750.00	660,910.00	660,910.00	-	-
30R000 7400 0000 00 000000	Lease Principal Trsfr	-	-	-	133,187.00	191,156.37
30R000 7500 0000 00 000000	Lease Interest Transfer	-	-	-	5,057.00	11,396.63
30R000 7990 0000 00 000000	TRANSFER FROM OTHER FUNDS	-	-	-	604,516.00	601,360.36
<b>3-</b>		<b>2,154,310.68</b>	<b>3,775,964.55</b>	<b>3,768,007.00</b>	<b>3,794,041.50</b>	<b>3,719,364.32</b>
40R000 1111 0000 00 000000	GEN LEVY/CURRENT YEAR	566,290.06	470,232.15	928,722.00	470,232.15	448,696.07
40R000 1112 0000 00 000000	GEN LEVY/1ST PRIOR YEAR	589,403.94	457,384.87	-	459,513.34	456,836.66
40R000 1113 0000 00 000000	GEN LEVY/OTHER PRIOR YEAR	-	-	-	-	-
40R000 1411 0000 00 000000	FIELD TRIPS DIST	-	897.00	-	824.95	828.00
40R000 1412 0000 00 000000	REG TRANS/OTHER DISTRICTS	20,000.00	5,672.33	25,000.00	16,026.25	24,295.00
40R000 1510 0000 00 000000	INTEREST INCOME/TRANSPORTATION	1,000.00	3,042.71	500.00	171.74	471.46
40R000 1950 0000 00 000000	REFUND/PRIOR YRS EXPEND	-	-	500.00	-	9,312.82
40R000 3500 0000 00 000000	REG TRANSPORTATION AID	21,150.00	30,091.37	21,150.00	15,443.97	25,263.81
40R000 3510 0000 00 000000	SPECIAL ED TRANS AID	382,118.00	551,281.83	382,118.00	252,057.09	380,684.20
40R100 1411 0000 00 000000	FIELD TRIPS/AL	2,000.00	-	2,000.00	-	-
40R110 1411 0000 00 000000	FIELD TRIPS/BF	2,000.00	-	2,000.00	864.96	-
40R120 1411 0000 00 000000	FIELD TRIPS/CH	2,000.00	525.00	2,000.00	-	-
40R130 1411 0000 00 000000	FIELD TRIPS/FG	2,000.00	-	2,000.00	-	-
40R200 1411 0000 00 000000	FIELD TRIPS/HADLEY	3,000.00	-	3,000.00	3.00	3.00

<b>4-</b>		<b>1,590,962.00</b>	<b>1,519,127.26</b>	<b>1,368,990.00</b>	<b>1,215,137.45</b>	<b>1,346,391.02</b>
50R000 1111 0000 00 000000	IMRF LEVY/CURRENT YEAR	351,167.00	365,487.54	721,616.00	365,487.54	348,980.78
50R000 1111 0000 00 115000	SOC SEC LEVY/CURRENT YEAR		-	-	-	-
50R000 1112 0000 00 000000	IMRF LEVY/1ST PRIOR YEAR	365,500.00	352,144.47	-	357,324.27	355,312.26
50R000 1112 0000 00 115000	SOC SEC LEVY/1ST PRIOR YEAR		-	-	-	-
50R000 1113 0000 00 000000	IMRF LEVY/OTHER PRIOR YEAR	-	-	-	-	-
50R000 1510 0000 00 000000	INTEREST INCOME/IMRF FUND	1,000.00	9,011.69	500.00	853.49	324.14
51R000 1111 0000 00 000000	IMRF LEVY/CURRENT YEAR	201,050.00	208,992.07	412,910.00	208,992.07	199,430.59
51R000 1112 0000 00 000000	IMRF LEVY/1ST PRIOR YEAR	209,255.00	206,655.36	-	204,378.14	203,048.81
51R000 1113 0000 00 000000	IMRF LEVY/OTHER PRIOR YRS	-	-	-	-	-
51R000 1230 0000 00 000000	CORP REPLACEMENT TAXES	105,858.00	116,900.00	116,900.00	137,530.00	137,530.00
51R000 1510 0000 00 000000	INTEREST EARNINGS	1,000.00	6,673.78	-	682.73	22.80
<b>5-</b>		<b>1,234,830.00</b>	<b>1,265,864.91</b>	<b>1,251,926.00</b>	<b>1,275,248.24</b>	<b>1,244,649.38</b>
60R000 1510 0000 00 000000	INTEREST INCOME/S&C CAP IMP	2,500.00	11,836.57	2,000.00	1,580.76	2,516.27
60R000 1930 0000 00 000000	DEVELOPER DONATIONS	-	-	-	20,322.96	14,244.00
60R000 1999 0000 00 000000	MISCELLANEOUS REVENUE		379.00	10,000.00	15,000.00	1,100.00
60R000 7840 0000 00 000000	Interfund Transfer	1,810,000.00	1,202,035.00	1,202,035.00	1,450,000.00	1,652,278.00
<b>6-</b>		<b>1,812,500.00</b>	<b>1,214,250.57</b>	<b>1,214,035.00</b>	<b>1,486,903.72</b>	<b>1,670,138.27</b>
70R000 1111 0000 00 000000	GEN LEVY/CURRENT YEAR	670.17	715.73	1,302.00	715.73	568.63
70R000 1112 0000 00 000000	GEN LEVY/1ST PRIOR YEAR	697.52	695.42	-	628.15	578.95
70R000 1113 0000 00 000000	GEN LEVY/OTHER PRIOR YEAR	-	-	-	-	-
70R000 1510 0000 00 000000	INTEREST INCOME/WORKING CASH	1,000.00	6,803.71	-	879.74	124.90
70R000 4996 6430 00 000000	BUILDING/LOANS	-	-	-	-	-
<b>7-</b>		<b>2,367.69</b>	<b>8,214.86</b>	<b>1,302.00</b>	<b>2,223.62</b>	<b>1,272.48</b>
80R000 1111 0000 00 000000	GEN LEVY/CURRENT YEAR	670.00	715.73	1,302.00	715.73	568.63
80R000 1112 0000 00 000000	GEN LEVY/1ST PRIOR YEAR	698.00	695.42	-	628.15	578.95
80R000 1113 0000 00 000000	GEN LEVY/OTHER PRIOR YEAR	-	-	-	-	-
80R000 1510 0000 00 000000	INTEREST INCOME	100.00	190.39	-	14.21	-
<b>8-</b>		<b>1,468.00</b>	<b>1,601.54</b>	<b>1,302.00</b>	<b>1,358.09</b>	<b>1,147.58</b>
<b>Totals</b>		<b>55,921,041.37</b>	<b>57,193,355.11</b>	<b>55,086,779.00</b>	<b>57,419,101.85</b>	<b>54,817,433.67</b>
<b>Referendum</b>	<b>Account Level Description</b>	<b>2018-2019 Budget</b>	<b>2017-18 FYTD Activity</b>	<b>2017-18 Revised Budget</b>	<b>2016-17 FYTD Activity</b>	<b>2015-16 FYTD Activity</b>
61R000 1510 0000 00 000000	INTEREST INCOME	65,000.00	156,933.18	40,000.00	40.46	-
61R000 1999 0000 00 000000	OTHER LOCAL REVENUE/REFERENDUM	-	24,151,635.11	24,618,896.00	467,300.00	-
<b>61-</b>		<b>65,000.00</b>	<b>24,308,568.29</b>	<b>24,658,896.00</b>	<b>467,340.46</b>	<b>-</b>
<b>Grand Total</b>		<b>55,986,041.37</b>	<b>81,501,923.40</b>	<b>79,745,675.00</b>	<b>57,886,442.31</b>	<b>54,817,433.67</b>

**Abraham Lincoln Elementary School**  
**Budget and Staffing Comparison-Proposed FY19 to FY18**

STAFF DETAIL	FY19	FY18	INC/DEC
Administration	2.00	2.00	0.00
GEEA			
Certified Teacher	41.04	41.90	(0.86)
AFSCME			
Clerical	2.00	2.00	0.00
Food Service	2.00	2.00	0.00
Instructional Aide	6.00	5.00	1.00
Custodial	3.50	3.80	(0.30)
Exempt			
Director/Manager	0.00	0.00	0.00
Admin Asst/Specialists	0.00	0.00	0.00
Registered Nurse	1.00	1.00	0.00
Tech Specialist	0.50	0.50	0.00
<b>TOTAL STAFF</b>	<b>58.04</b>	<b>58.20</b>	<b>(0.16)</b>

EXPENDITURE DETAIL	FY19 Budget	FY18 Budget	INC/DEC
100 Salaries	\$4,242,560	\$0	\$4,242,560
200 Benefits	\$830,636	\$0	\$830,636
300 Services	\$5,250	\$5,500	(\$250)
400 Supplies	\$39,225	\$38,175	\$1,050
500 Capital Outlay	\$1,000	\$8,000	(\$7,000)
600 Other - Dues/Fees/Tuition	\$1,000	\$1,000	\$0
<b>TOTAL</b>	<b>\$5,119,671</b>	<b>\$52,675</b>	<b>\$5,066,996</b>

**Abraham Lincoln Elementary School**

ACCOUNT #	ACCOUNT NAME	BUDGET FY19	ACTUAL FY18	BUDGET FY18	ACTUAL FY17	ACTUAL FY16
<b>General Instruction</b>						
10E100 1100 1110 00 000000	CERTIFIED SALARIES	\$2,565,308.10	\$0.00	\$0.00	\$0.00	\$0.00
10E100 1100 1120 00 000000	EX DUTY STIPENDS/	\$46,800.00	\$0.00	\$0.00	\$0.00	\$0.00
10E100 1100 1200 00 000000	SUB SALARY/INST/AL	\$95,515.00	\$33,460.00	\$0.00	\$0.00	\$0.00
10E100 1252 1130 00 000000	READING/MATH ASSISTANT	\$47,256.30	\$0.00	\$0.00	\$0.00	\$0.00
10E100 1100 2113 00 000000	TRS 2.2 BD SHARE/INST	\$14,878.79	\$0.00	\$0.00	\$0.00	\$0.00
10E100 1100 2114 00 000000	THIS BD SHARE/INST	\$23,600.83	\$0.00	\$0.00	\$0.00	\$0.00
10E100 1100 2115 00 000000	TRS FED FUNDS	\$0.00	\$0.00	\$0.00	\$0.00	\$0.00
10E100 1100 2210 00 000000	EMP LIFE INS/INST	\$2,135.81	\$0.00	\$0.00	\$0.00	\$0.00
10E100 1100 2220 00 000000	EMP MEDICAL INS/INST	\$312,730.82	\$0.00	\$0.00	\$0.00	\$0.00
10E100 1100 2230 00 000000	EMP DENTAL INS/INST	\$10,713.72	\$0.00	\$0.00	\$0.00	\$0.00
10E100 1252 2210 00 000000	EMP LIFE INS/INST AIDE	\$138.24	\$0.00	\$0.00	\$0.00	\$0.00
10E100 1252 2220 00 000000	EMP MEDICAL INS/INST AIDE	\$28,992.84	\$0.00	\$0.00	\$0.00	\$0.00
10E100 1252 2230 00 000000	EMP DENTAL INS/INST AIDE	\$843.60	\$0.00	\$0.00	\$0.00	\$0.00
10E100 1100 3380 00 141100	FIELD TRIP ENTRANCE FEES	\$250.00	\$198.00	\$500.00	\$866.89	\$261.25
10E100 1100 4100 00 000000	GENERAL SUPPLIES	\$23,630.00	\$20,376.73	\$21,445.00	\$17,248.54	\$24,562.50
10E100 1100 4100 10 000000	ART	\$2,000.00	\$1,535.74	\$2,000.00	\$2,480.86	\$1,961.19
10E100 1100 4100 11 000000	VOCAL MUSIC	\$475.00	\$473.93	\$475.00	\$829.43	\$884.26
10E100 1100 4100 19 000000	PE	\$1,000.00	\$1,003.21	\$1,040.00	\$1,827.83	\$1,250.00
10E100 1100 4190 00 000000	SMALL EQUIPMENT	\$1,500.00	\$1,179.37	\$1,500.00	\$1,983.11	\$6,101.93
10E100 1100 4190 11 000000	SMALL EQUIPMENT	\$500.00	\$605.19	\$605.00	\$464.22	\$461.92
10E100 1100 4190 19 000000	PE	\$1,000.00	\$886.45	\$960.00	\$0.00	\$1,203.99
10E100 1100 4400 00 000000	PERIODICALS	\$2,220.00	\$882.86	\$1,750.00	\$1,006.99	\$3,301.66
10E100 1100 5500 00 000000	CAPITAL EQUIPMENT	\$1,000.00	\$2,716.10	\$8,000.00	\$764.08	\$2,279.66
10E100 1100 5500 19 000000	PE	\$0.00	\$0.00	\$0.00	\$549.97	\$0.00
		\$0.00	\$0.00	\$0.00	\$0.00	\$0.00
<b>1100</b>	<b>Subtotal-General Instruction</b>	<b>\$3,182,489.05</b>	<b>\$63,317.58</b>	<b>\$38,275.00</b>	<b>\$28,021.92</b>	<b>\$42,268.36</b>
<b>Special Education</b>						
10E100 1220 1110 00 000000	RESOURCE - SPECIAL EDUCATION	\$210,398.00	\$0.00	\$0.00	\$0.00	\$0.00
10E100 1222 1130 00 000000	SPECIAL EDUCATION AIDE	\$66,202.50	\$0.00	\$0.00	\$0.00	\$0.00
10E100 1220 2113 00 000000	TRS 2.2 BD SHARE/RIT-INCL	\$1,220.31	\$0.00	\$0.00	\$0.00	\$0.00
10E100 1220 2114 00 000000	THIS BOARD SHARE/RIT-INCL	\$1,935.66	\$0.00	\$0.00	\$0.00	\$0.00
10E100 1220 2210 00 000000	EMP LIFE INS/RIT-INCL	\$207.36	\$0.00	\$0.00	\$0.00	\$0.00
10E100 1220 2220 00 000000	EMP MEDICAL INS/RIT-INCL	\$23,876.76	\$0.00	\$0.00	\$0.00	\$0.00
10E100 1220 2230 00 000000	EMP DENTAL INS/RIT-INCL	\$1,265.40	\$0.00	\$0.00	\$0.00	\$0.00
10E100 1222 2210 00 000000	EMP LIFE INS/RIT-INCL AIDE	\$207.36	\$0.00	\$0.00	\$0.00	\$0.00
10E100 1222 2220 00 000000	EMP MEDICAL INS/RIT-INCL AIDE	\$33,373.08	\$0.00	\$0.00	\$0.00	\$0.00
10E100 1222 2230 00 000000	EMP DENTAL INS/RIT-INCL AIDE	\$1,265.40	\$0.00	\$0.00	\$0.00	\$0.00
		\$0.00	\$0.00	\$0.00	\$0.00	\$0.00
<b>1220</b>	<b>Subtotal-Special Education</b>	<b>\$339,951.83</b>	<b>\$0.00</b>	<b>\$0.00</b>	<b>\$0.00</b>	<b>\$0.00</b>
<b>Enrichment</b>						
10E100 1650 1110 00 000000	TEACHER - GIFTED	\$100,333.00	\$0.00	\$0.00	\$0.00	\$0.00
10E100 1650 2113 00 000000	TRS 2.2 BD SHARE/GIFTED SVCS	\$581.93	\$0.00	\$0.00	\$0.00	\$0.00
10E100 1650 2114 00 000000	THIS BD SHARE/GIFTED SVCS	\$923.06	\$0.00	\$0.00	\$0.00	\$0.00
10E100 1650 2210 00 000000	EMP LIFE INS/GIFTED SVCS	\$69.12	\$0.00	\$0.00	\$0.00	\$0.00
10E100 1650 2220 00 000000	EMP MEDICAL INS/GIFTED SVCS	\$12,448.32	\$0.00	\$0.00	\$0.00	\$0.00
10E100 1650 2230 00 000000	EMP DENTAL INS/GIFTED SVCS	\$421.80	\$0.00	\$0.00	\$0.00	\$0.00
		\$0.00	\$0.00	\$0.00	\$0.00	\$0.00



<b>1650</b>	<b>Subtotal-Enrichment</b>	<b>\$114,777.24</b>	<b>\$0.00</b>	<b>\$0.00</b>	<b>\$0.00</b>	<b>\$0.00</b>
<b>Language Programs</b>						
10E100 1800 1110 00 000000	ESL TEACHER	\$147,939.90	\$0.00	\$0.00	\$0.00	\$0.00
10E100 1800 2110 00 000000	DIRECTOR BD PD TRS	\$0.00	\$0.00	\$0.00	\$0.00	\$0.00
10E100 1800 2112 00 000000	DIRECTOR BD PAID THIS	\$0.00	\$0.00	\$0.00	\$0.00	\$0.00
10E100 1800 2113 00 000000	TRS 2.2 BD SHARE/ESL	\$858.05	\$0.00	\$0.00	\$0.00	\$0.00
10E100 1800 2114 00 000000	THIS BD SHARE/ESL	\$1,361.05	\$0.00	\$0.00	\$0.00	\$0.00
10E100 1800 2210 00 000000	EMP LIFE INS/ESL	\$138.24	\$0.00	\$0.00	\$0.00	\$0.00
10E100 1800 2220 00 000000	EMP MEDICAL INS/ESL	\$20,485.44	\$0.00	\$0.00	\$0.00	\$0.00
10E100 1800 2230 00 000000	EMP DENTAL INS/ESL	\$843.60	\$0.00	\$0.00	\$0.00	\$0.00
		\$0.00	\$0.00	\$0.00	\$0.00	\$0.00
<b>1800</b>	<b>Subtotal-Language Programs</b>	<b>\$171,626.28</b>	<b>\$0.00</b>	<b>\$0.00</b>	<b>\$0.00</b>	<b>\$0.00</b>
<b>Social Work</b>						
10E100 2110 1110 00 000000	SOCIAL WORKER	\$57,031.00	\$0.00	\$0.00	\$0.00	\$0.00
10E100 2110 2113 00 000000	TRS 2.2 BD SHARE/SOCIAL WORK	\$330.78	\$0.00	\$0.00	\$0.00	\$0.00
10E100 2110 2114 00 000000	THIS BD SHARE/SOCIAL WORK	\$524.69	\$0.00	\$0.00	\$0.00	\$0.00
10E100 2110 2210 00 000000	EMP LIFE INS/SOC WORK	\$69.12	\$0.00	\$0.00	\$0.00	\$0.00
10E100 2110 2220 00 000000	EMP MEDICAL INS/SOC WORK	\$8,037.12	\$0.00	\$0.00	\$0.00	\$0.00
10E100 2110 2230 00 000000	EMP DENTAL INS/SOC WORK	\$421.80	\$0.00	\$0.00	\$0.00	\$0.00
		\$0.00	\$0.00	\$0.00	\$0.00	\$0.00
<b>2110</b>	<b>Subtotal-Social Work</b>	<b>\$66,414.51</b>	<b>\$0.00</b>	<b>\$0.00</b>	<b>\$0.00</b>	<b>\$0.00</b>
<b>Health Services</b>						
10E100 2130 1110 00 000000	CERTIFIED SCHOOL NURSE	\$43,583.00	\$0.00	\$0.00	\$0.00	\$0.00
10E100 2130 1190 00 000000	REGISTERED NURSE	\$43,849.42	\$0.00	\$0.00	\$0.00	\$0.00
10E100 2130 2113 00 000000	TRS 2.2 BD SHARE/HEALTH SVCS	\$252.78	\$0.00	\$0.00	\$0.00	\$0.00
10E100 2130 2114 00 000000	THIS BD SHARE/HEALTH SVCS	\$400.96	\$0.00	\$0.00	\$0.00	\$0.00
10E100 2130 2210 00 000000	EMP LIFE INS/HEALTH SVCS	\$103.68	\$0.00	\$0.00	\$0.00	\$0.00
10E100 2130 2220 00 000000	EMP MEDICAL INS/HEALTH SVCS	\$19,350.00	\$0.00	\$0.00	\$0.00	\$0.00
10E100 2130 2230 00 000000	EMP DENTAL INS/HEALTH SVCS	\$632.70	\$0.00	\$0.00	\$0.00	\$0.00
10E100 2130 4100 00 000000	GENERAL SUPPLIES	\$800.00	\$761.90	\$800.00	\$913.03	\$867.37
10E100 2130 4190 00 000000	SMALL EQUIPMENT	\$0.00	\$0.00	\$0.00	\$200.00	\$0.00
		\$0.00	\$0.00	\$0.00	\$0.00	\$0.00
<b>2130</b>	<b>Subtotal-Health Services</b>	<b>\$108,972.55</b>	<b>\$761.90</b>	<b>\$800.00</b>	<b>\$1,113.03</b>	<b>\$867.37</b>
<b>Psychologist Services</b>						
10E100 2140 1110 00 000000	PSYCHOLOGIST	\$87,166.00	\$0.00	\$0.00	\$0.00	\$0.00
10E100 2140 2113 00 000000	TRS 2.2 BOARD SHARE/PSYCH	\$505.56	\$0.00	\$0.00	\$0.00	\$0.00
10E100 2140 2114 00 000000	THIS BOARD SHARE/PSYCH	\$801.93	\$0.00	\$0.00	\$0.00	\$0.00
10E100 2140 2210 00 000000	EMP LIFE INS/PSYCH	\$69.12	\$0.00	\$0.00	\$0.00	\$0.00
10E100 2140 2220 00 000000	EMP MEDICAL INS/PSYCH	\$8,037.12	\$0.00	\$0.00	\$0.00	\$0.00
10E100 2140 2230 00 000000	EMP DENTAL INS/PSYCH	\$421.80	\$0.00	\$0.00	\$0.00	\$0.00
		\$0.00	\$0.00	\$0.00	\$0.00	\$0.00
<b>2140</b>	<b>Subtotal-Psychologist Services</b>	<b>\$97,001.53</b>	<b>\$0.00</b>	<b>\$0.00</b>	<b>\$0.00</b>	<b>\$0.00</b>
<b>Speech Pathologists</b>						
10E100 2150 1110 00 000000	SPEECH/LANGUAGE PATHOLOGIST	\$106,536.00	\$0.00	\$0.00	\$0.00	\$0.00
10E100 2150 2113 00 000000	TRS 2.2 BOARD SHARE/SPEECH	\$617.91	\$0.00	\$0.00	\$0.00	\$0.00
10E100 2150 2114 00 000000	THIS BOARD SHARE/SPEECH	\$980.13	\$0.00	\$0.00	\$0.00	\$0.00
10E100 2150 2210 00 000000	EMP LIFE INS/SPEECH	\$69.12	\$0.00	\$0.00	\$0.00	\$0.00
10E100 2150 2220 00 000000	EMP MEDICAL INS/SPEECH	\$8,037.12	\$0.00	\$0.00	\$0.00	\$0.00
10E100 2150 2230 00 000000	EMP DENTAL INS/SPEECH	\$421.80	\$0.00	\$0.00	\$0.00	\$0.00
		\$0.00	\$0.00	\$0.00	\$0.00	\$0.00
<b>2150</b>	<b>Subtotal-Speech Pathologists</b>	<b>\$116,662.08</b>	<b>\$0.00</b>	<b>\$0.00</b>	<b>\$0.00</b>	<b>\$0.00</b>
<b>Learning Resource Center</b>						

10E100 2222 1110 00 000000	DIGITAL LITERACY SPECIALIST	\$76,294.00	\$0.00	\$0.00	\$0.00	\$0.00
10E100 2222 1130 00 000000	LIBRARY MEDIA AIDE	\$23,587.20	\$0.00	\$0.00	\$0.00	\$0.00
10E100 2222 2113 00 000000	TRS 2.2 BD SHARE/MEDIA	\$442.51	\$0.00	\$0.00	\$0.00	\$0.00
10E100 2222 2114 00 000000	THIS BD SHARE/MEDIA	\$701.90	\$0.00	\$0.00	\$0.00	\$0.00
10E100 2222 2210 00 000000	EMP LIFE INS/MEDIA	\$138.24	\$0.00	\$0.00	\$0.00	\$0.00
10E100 2222 2220 00 000000	EMP MEDICAL INS/MEDIA	\$16,167.72	\$0.00	\$0.00	\$0.00	\$0.00
10E100 2222 2230 00 000000	EMP DENTAL INS/MEDIA	\$843.60	\$0.00	\$0.00	\$0.00	\$0.00
10E100 2222 4100 00 000000	GENERAL SUPPLIES	\$600.00	\$565.59	\$600.00	\$173.91	\$491.80
10E100 2222 4300 00 000000	LLC MATERIALS	\$4,000.00	\$3,900.06	\$4,000.00	\$4,896.27	\$4,894.96
10E100 2222 4300 00 380000	LIBRARY GRANT	\$0.00	\$444.99	\$0.00	\$0.00	\$0.00
		\$0.00	\$0.00	\$0.00	\$0.00	\$0.00
2222	<b>Subtotal-LRC</b>	<b>\$122,775.17</b>	<b>\$4,910.64</b>	<b>\$4,600.00</b>	<b>\$5,070.18</b>	<b>\$5,386.76</b>
<b>Administrative Services</b>						
10E100 2410 1150 00 000000	ADMINISTRATION	\$218,259.77	\$0.00	\$0.00	\$0.00	\$0.00
10E100 2410 1160 00 000000	SCHOOL ADMINISTRATIVE ASSISTANT	\$49,243.68	\$0.00	\$0.00	\$0.00	\$0.00
10E100 2410 2110 00 000000	TRS BD PAID/PRINC OFFICE	\$21,586.13	\$0.00	\$0.00	\$0.00	\$0.00
10E100 2410 2112 00 000000	THIS BD PAID/PRINC OFFICE	\$2,566.35	\$0.00	\$0.00	\$0.00	\$0.00
10E100 2410 2113 00 000000	TRS 2.2 BD SHARE/PRINC OFFICE	\$1,391.11	\$0.00	\$0.00	\$0.00	\$0.00
10E100 2410 2114 00 000000	THIS BD SHARE/PRINC OFFICE	\$2,206.58	\$0.00	\$0.00	\$0.00	\$0.00
10E100 2410 2210 00 000000	EMP LIFE INS/PRINCIPALS OFFICE	\$516.36	\$0.00	\$0.00	\$0.00	\$0.00
10E100 2410 2220 00 000000	EMP MEDICAL INS/PRINC OFFICE	\$52,659.16	\$0.00	\$0.00	\$0.00	\$0.00
10E100 2410 2230 00 000000	EMP DENTAL INS/PRINC OFFICE	\$1,687.20	\$0.00	\$0.00	\$0.00	\$0.00
10E100 2410 3320 00 000000	WORKSHOP EXPENSES	\$0.00	\$0.00	\$0.00	\$2,000.00	\$210.00
10E100 2410 6400 00 000000	PROFESSIONAL DUES & FEES	\$1,000.00	\$158.00	\$1,000.00	\$986.31	\$25.00
		\$0.00	\$0.00	\$0.00	\$0.00	\$0.00
2410	<b>Subtotal-Administrative Services</b>	<b>\$351,116.34</b>	<b>\$158.00</b>	<b>\$1,000.00</b>	<b>\$2,986.31</b>	<b>\$235.00</b>
<b>Food Service</b>						
10E100 2560 1170 00 000000	FOOD SERVICES STAFF	\$89,614.26	\$0.00	\$0.00	\$0.00	\$0.00
10E100 2560 2113 00 000000	TRS 2.2 BD SHARE/LUNCHROOM	\$0.00	\$0.00	\$0.00	\$0.00	\$0.00
10E100 2560 2114 00 000000	THIS BD SHARE/LUNCHROOM	\$0.00	\$0.00	\$0.00	\$0.00	\$0.00
		\$0.00	\$0.00	\$0.00	\$0.00	\$0.00
2560	<b>Subtotal-Food Service</b>	<b>\$89,614.26</b>	<b>\$0.00</b>	<b>\$0.00</b>	<b>\$0.00</b>	<b>\$0.00</b>
<b>Technology Services</b>						
10E100 2660 1190 00 000000	TECHNOLOGY SUPPORT STAFF	\$21,744.57	\$0.00	\$0.00	\$0.00	\$0.00
10E100 2660 2210 00 000000	EMP LIFE INS/DATA PROC	\$34.56	\$0.00	\$0.00	\$0.00	\$0.00
10E100 2660 2220 00 000000	EMP MEDICAL INS/DATA PROC	\$4,065.30	\$0.00	\$0.00	\$0.00	\$0.00
10E100 2660 2230 00 000000	EMP DENTAL INS/DATA PROC	\$210.90	\$0.00	\$0.00	\$0.00	\$0.00
		\$0.00	\$0.00	\$0.00	\$0.00	\$0.00
2660	<b>Subtotal-Technology Services</b>	<b>\$26,055.33</b>	<b>\$0.00</b>	<b>\$0.00</b>	<b>\$0.00</b>	<b>\$0.00</b>
<b>Custodial Services</b>						
20E100 2540 1180 00 000000	CUSTODIAL STAFF	\$145,898.00	\$0.00	\$0.00	\$0.00	\$0.00
20E100 2540 2210 00 000000	EMP LIFE INS/CUST	\$241.92	\$0.00	\$0.00	\$0.00	\$0.00
20E100 2540 2220 00 000000	EMP MEDICAL INS/CUST	\$45,466.14	\$0.00	\$0.00	\$0.00	\$0.00
20E100 2540 2230 00 000000	EMP DENTAL INS/CUST	\$1,476.30	\$0.00	\$0.00	\$0.00	\$0.00
		\$0.00	\$0.00	\$0.00	\$0.00	\$0.00
2540	<b>Subtotal-Custodial Services</b>	<b>\$193,082.36</b>	<b>\$0.00</b>	<b>\$0.00</b>	<b>\$0.00</b>	<b>\$0.00</b>
<b>Other Building Expenses</b>						
10E100 2621 3320 00 000000	WORKSHOP EXPENSES	\$5,000.00	\$0.00	\$0.00	\$11,598.06	\$8,229.10
10E100 2621 4100 00 000000	GENERAL SUPPLIES	\$1,500.00	\$2,579.81	\$3,000.00	\$2,773.48	\$786.10
40E100 2550 3313 00 172600	FIELD TRIP FEE	\$0.00	\$2,861.37	\$5,000.00	\$2,808.78	\$2,456.53
		\$0.00	\$0.00	\$0.00	\$0.00	\$0.00
2621	<b>Subtotal- Other</b>	<b>\$6,500.00</b>	<b>\$5,441.18</b>	<b>\$8,000.00</b>	<b>\$17,180.32</b>	<b>\$11,471.73</b>

10	Education Fund	\$4,793,956.15	\$71,727.93	\$47,675.00	\$51,562.98	\$57,772.69
20	Building & Grounds Fund	\$193,082.36	\$0.00	\$0.00	\$0.00	\$0.00
40	Transportation	\$0.00	\$2,861.37	\$5,000.00	\$2,808.78	\$2,456.53
50 & 51	IMRF/FICA/Medicare	\$132,632.52	\$0.00	\$0.00	\$0.00	\$0.00
	<b>Grand Total</b>	<b>\$5,119,671.03</b>	<b>\$74,589.30</b>	<b>\$52,675.00</b>	<b>\$54,371.76</b>	<b>\$60,229.22</b>
<b>IMRF, Social Security and Medicare</b>						
51E100 1252 2120 00 000000	IMRF-GEN ED AIDE	\$5,103.68	\$0.00	\$0.00	\$0.00	\$0.00
51E100 1222 2120 00 000000	IMRF-SPED AIDE	\$7,149.87	\$0.00	\$0.00	\$0.00	\$0.00
51E100 2130 2120 00 000000	IMRF-HEALTH	\$4,735.74	\$0.00	\$0.00	\$0.00	\$0.00
51E100 2222 2120 00 000000	IMRF-LRC	\$2,547.42	\$0.00	\$0.00	\$0.00	\$0.00
51E100 2410 2120 00 000000	IMRF-ADMIN	\$5,318.32	\$0.00	\$0.00	\$0.00	\$0.00
51E100 2660 2120 00 000000	IMRF-TECH SVC	\$2,348.41	\$0.00	\$0.00	\$0.00	\$0.00
51E100 2540 2120 00 000000	IMRF-CUST	\$15,756.98	\$0.00	\$0.00	\$0.00	\$0.00
	IMRF-	\$0.00	\$0.00	\$0.00	\$0.00	\$0.00
	<b>Subtotal - IMRF</b>	<b>\$42,960.42</b>	<b>\$0.00</b>	<b>\$0.00</b>	<b>\$0.00</b>	<b>\$0.00</b>
50E100 1252 2130 00 000000	FICA-GEN ED AIDE	\$2,929.89	\$0.00	\$0.00	\$0.00	\$0.00
50E100 1222 2130 00 000000	FICA-SPED AIDE	\$4,104.56	\$0.00	\$0.00	\$0.00	\$0.00
50E100 2130 2130 00 000000	FICA-HEALTH	\$2,718.66	\$0.00	\$0.00	\$0.00	\$0.00
50E100 2222 2130 00 000000	FICA-LRC	\$1,462.41	\$0.00	\$0.00	\$0.00	\$0.00
50E100 2410 2130 00 000000	FICA-ADMIN	\$3,053.11	\$0.00	\$0.00	\$0.00	\$0.00
50E100 2560 2130 00 000000	FICA-FOOD SVC	\$5,556.08	\$0.00	\$0.00	\$0.00	\$0.00
50E100 2660 2130 00 000000	FICA-TECH SVC	\$1,348.16	\$0.00	\$0.00	\$0.00	\$0.00
50E100 2540 2130 00 000000	FICA-CUST	\$9,045.68	\$0.00	\$0.00	\$0.00	\$0.00
	FICA-	\$0.00	\$0.00	\$0.00	\$0.00	\$0.00
	<b>Subtotal - SOCIAL SECURITY</b>	<b>\$30,218.55</b>	<b>\$0.00</b>	<b>\$0.00</b>	<b>\$0.00</b>	<b>\$0.00</b>
50E100 1100 2140 00 000000	MEDICARE-GEN ED	\$37,196.97	\$0.00	\$0.00	\$0.00	\$0.00
50E100 1252 2140 00 000000	MEDICARE-GEN ED AIDE	\$685.22	\$0.00	\$0.00	\$0.00	\$0.00
50E100 1220 2140 00 000000	MEDICARE-SPED	\$3,050.77	\$0.00	\$0.00	\$0.00	\$0.00
50E100 1222 2140 00 000000	MEDICARE-SPED AIDE	\$959.94	\$0.00	\$0.00	\$0.00	\$0.00
50E100 1650 2140 00 000000	MEDICARE-ENRICH	\$1,454.83	\$0.00	\$0.00	\$0.00	\$0.00
50E100 1800 2140 00 000000	MEDICARE-ESL	\$2,145.13	\$0.00	\$0.00	\$0.00	\$0.00
50E100 2110 2140 00 000000	MEDICARE-SOCIAL WK	\$826.95	\$0.00	\$0.00	\$0.00	\$0.00
50E100 2130 2140 00 000000	MEDICARE-HEALTH	\$1,267.77	\$0.00	\$0.00	\$0.00	\$0.00
50E100 2140 2140 00 000000	MEDICARE-PSYCH	\$1,263.91	\$0.00	\$0.00	\$0.00	\$0.00
50E100 2150 2140 00 000000	MEDICARE-SPEECH	\$1,544.77	\$0.00	\$0.00	\$0.00	\$0.00
50E100 2222 2140 00 000000	MEDICARE-LRC	\$1,448.28	\$0.00	\$0.00	\$0.00	\$0.00
50E100 2410 2140 00 000000	MEDICARE-ADMIN	\$3,878.80	\$0.00	\$0.00	\$0.00	\$0.00
50E100 2560 2140 00 000000	MEDICARE-FOOD SVC	\$1,299.41	\$0.00	\$0.00	\$0.00	\$0.00
50E100 2660 2140 00 000000	MEDICARE-TECH SVC	\$315.30	\$0.00	\$0.00	\$0.00	\$0.00
50E100 2540 2140 00 000000	MEDICARE-CUST	\$2,115.52	\$0.00	\$0.00	\$0.00	\$0.00
	MEDICARE-	\$0.00	\$0.00	\$0.00	\$0.00	\$0.00
	<b>Subtotal - MEDICARE</b>	<b>\$59,453.55</b>	<b>\$0.00</b>	<b>\$0.00</b>	<b>\$0.00</b>	<b>\$0.00</b>

**Ben Franklin Elementary School**  
**Budget and Staffing Comparison-Proposed FY19 to FY18**

STAFF DETAIL	FY19	FY18	INC/DEC
Administration	2.00	2.00	0.00
GEEA			
Certified Teacher	43.83	45.80	(1.97)
AFSCME			
Clerical	2.00	2.00	0.00
Food Service	2.00	2.00	0.00
Instructional Aide	15.00	16.00	(1.00)
Custodial	3.50	3.30	0.20
Exempt			
Director/Manager	0.00	0.00	0.00
Admin Asst/Specialists	0.00	0.00	0.00
Registered Nurse	1.00	1.00	0.00
Tech Specialist	0.50	0.50	0.00
<b>TOTAL STAFF</b>	<b>69.83</b>	<b>72.60</b>	<b>(2.77)</b>

EXPENDITURE DETAIL	FY19 Budget	FY18 Budget	INC/DEC
100 Salaries	\$4,614,621	\$0	\$4,614,621
200 Benefits	\$876,270	\$0	\$876,270
300 Services	\$7,475	\$6,500	\$975
400 Supplies	\$38,550	\$42,725	(\$4,175)
500 Capital Outlay	\$0	\$0	\$0
600 Other - Dues/Fees/Tuition	\$0	\$0	\$0
<b>TOTAL</b>	<b>\$5,536,916</b>	<b>\$49,225</b>	<b>\$5,487,691</b>

# Ben Franklin Elementary School

ACCOUNT #	ACCOUNT NAME	BUDGET FY19	ACTUAL FY18	BUDGET FY18	ACTUAL FY17	ACTUAL FY16
<b>General Instruction</b>						
10E110 1100 1110 00 000000	CERTIFIED SALARIES	\$2,574,299.10	\$0.00	\$0.00	\$0.00	\$0.00
10E110 1100 1120 00 000000	EX DUTY STIPENDS/INST	\$46,800.00	\$0.00	\$0.00	\$0.00	\$0.00
10E110 1100 1200 00 000000	SUB SALARY/INST/AL	\$66,615.00	\$21,690.00	\$0.00	\$0.00	\$0.00
10E110 1252 1130 00 000000	READING/MATH ASSISTANT	\$71,785.35	\$0.00	\$0.00	\$0.00	\$0.00
10E110 1100 2113 00 000000	TRS 2.2 BD SHARE/INST	\$14,930.93	\$0.00	\$0.00	\$0.00	\$0.00
10E110 1100 2114 00 000000	THIS BD SHARE/INST	\$23,683.55	\$0.00	\$0.00	\$0.00	\$0.00
10E110 1100 2115 00 000000	TRS FED FUNDS	\$0.00	\$0.00	\$0.00	\$0.00	\$0.00
10E110 1100 2210 00 000000	EMP LIFE INS/INST	\$2,118.53	\$0.00	\$0.00	\$0.00	\$0.00
10E110 1100 2220 00 000000	EMP MEDICAL INS/INST	\$274,172.78	\$0.00	\$0.00	\$0.00	\$0.00
10E110 1100 2230 00 000000	EMP DENTAL INS/INST	\$11,662.77	\$0.00	\$0.00	\$0.00	\$0.00
10E110 1252 2210 00 000000	EMP LIFE INS/INST AIDE	\$207.36	\$0.00	\$0.00	\$0.00	\$0.00
10E110 1252 2220 00 000000	EMP MEDICAL INS/INST AIDE	\$0.00	\$0.00	\$0.00	\$0.00	\$0.00
10E110 1252 2230 00 000000	EMP DENTAL INS/INST AIDE	\$0.00	\$0.00	\$0.00	\$0.00	\$0.00
10E110 1100 3320 00 000000	CONF/MTGS/BF	\$0.00	\$0.00	\$0.00	\$300.00	\$250.00
10E110 1100 3380 00 141100	FIELD TRIPS/BF	\$475.00	\$0.00	\$500.00	\$677.74	\$841.00
10E110 1100 4100 00 000000	GENERAL SUPPLIES/BF	\$19,000.00	\$20,624.82	\$19,833.45	\$21,926.47	\$24,391.53
10E110 1100 4100 10 000000	GEN SUPPLIES/VISUAL ARTS/BF	\$2,200.00	\$2,211.55	\$2,211.55	\$2,193.22	\$2,052.48
10E110 1100 4100 11 000000	GEN SUPPLIES/VOCAL MUSIC/BF	\$700.00	\$700.00	\$700.00	\$697.73	\$725.19
10E110 1100 4100 19 000000	GEN SUPPLIES/ELEM PE/BF	\$1,500.00	\$1,499.45	\$1,500.00	\$992.35	\$1,320.65
10E110 1100 4190 00 000000	SMALL EQUIPMENT/BF	\$1,000.00	\$665.95	\$2,000.00	\$2,517.33	\$1,783.85
10E110 1100 4190 11 000000	SMALL EQUIP/VOCAL MUSIC/BF	\$600.00	\$588.50	\$600.00	\$470.66	\$574.36
10E110 1100 4190 19 000000	SMALL EQUIP/ELEM PE/BF	\$1,500.00	\$1,499.69	\$1,500.00	\$449.95	\$488.42
10E110 1100 4210 00 000000	CONSUMABLES/BF	\$0.00	\$0.00	\$0.00	\$0.00	\$0.00
10E110 1100 4220 00 000000	SUPP MTLs FOR TEXTS/BF	\$3,000.00	\$3,681.17	\$4,000.00	\$3,088.57	\$1,600.96
		\$0.00	\$0.00	\$0.00	\$0.00	\$0.00
<b>1100</b>	<b>Subtotal-General Instruction</b>	<b>\$3,116,250.38</b>	<b>\$53,161.13</b>	<b>\$32,845.00</b>	<b>\$33,314.02</b>	<b>\$34,028.44</b>
<b>Special Education</b>						
10E110 1220 1110 00 000000	RESOURCE - SPECIAL EDUCATION	\$273,843.00	\$0.00	\$0.00	\$0.00	\$0.00
10E110 1220 1130 00 000000	SPECIAL EDUCATION AIDE	\$22,358.70	\$0.00	\$0.00	\$0.00	\$0.00
10E110 1222 1110 00 000000	Self Contained- Special Ed	\$174,491.00	\$0.00	\$0.00	\$0.00	\$0.00
10E110 1222 1130 00 000000	SPECIAL EDUCATION AIDE SAC	\$202,361.25	\$0.00	\$0.00	\$0.00	\$0.00
10E110 1220 2113 00 000000	TRS 2.2 BD SHARE/RIT-INCL	\$1,588.29	\$0.00	\$0.00	\$0.00	\$0.00
10E110 1220 2114 00 000000	THIS BOARD SHARE/RIT-INCL	\$2,519.36	\$0.00	\$0.00	\$0.00	\$0.00
10E110 1222 2113 00 000000	TRS 2.2 BD SHARE/RIT-INCL SAC	\$1,012.05	\$0.00	\$0.00	\$0.00	\$0.00
10E110 1222 2114 00 000000	THIS BOARD SHARE/RIT-INCL SAC	\$1,605.32	\$0.00	\$0.00	\$0.00	\$0.00
10E110 1220 2210 00 000000	EMP LIFE INS/RIT-INCL	\$276.48	\$0.00	\$0.00	\$0.00	\$0.00
10E110 1220 2220 00 000000	EMP MEDICAL INS/RIT-INCL	\$45,718.56	\$0.00	\$0.00	\$0.00	\$0.00
10E110 1220 2230 00 000000	EMP DENTAL INS/RIT-INCL	\$1,687.20	\$0.00	\$0.00	\$0.00	\$0.00
10E110 1222 2210 00 000000	EMP LIFE INS/RIT-INCL AIDE	\$898.56	\$0.00	\$0.00	\$0.00	\$0.00
10E110 1222 2220 00 000000	EMP MEDICAL INS/RIT-INCL AIDE	\$79,028.64	\$0.00	\$0.00	\$0.00	\$0.00
10E110 1222 2230 00 000000	EMP DENTAL INS/RIT-INCL AIDE	\$4,218.00	\$0.00	\$0.00	\$0.00	\$0.00
		\$0.00	\$0.00	\$0.00	\$0.00	\$0.00
<b>1220</b>	<b>Subtotal-Special Education</b>	<b>\$811,606.40</b>	<b>\$0.00</b>	<b>\$0.00</b>	<b>\$0.00</b>	<b>\$0.00</b>

<b>Enrichment</b>						
10E110 1650 1110 00 000000	TEACHER - GIFTED	\$121,872.00	\$0.00	\$0.00	\$0.00	\$0.00
10E110 1650 2113 00 000000	TRS 2.2 BD SHARE/GIFTED SVCS	\$706.86	\$0.00	\$0.00	\$0.00	\$0.00
10E110 1650 2114 00 000000	THIS BD SHARE/GIFTED SVCS	\$1,121.22	\$0.00	\$0.00	\$0.00	\$0.00
10E110 1650 2210 00 000000	EMP LIFE INS/GIFTED SVCS	\$69.12	\$0.00	\$0.00	\$0.00	\$0.00
10E110 1650 2220 00 000000	EMP MEDICAL INS/GIFTED SVCS	\$19,625.76	\$0.00	\$0.00	\$0.00	\$0.00
10E110 1650 2230 00 000000	EMP DENTAL INS/GIFTED SVCS	\$421.80	\$0.00	\$0.00	\$0.00	\$0.00
		\$0.00	\$0.00	\$0.00	\$0.00	\$0.00
<b>1650</b>	<b>Subtotal-Enrichment</b>	<b>\$143,816.76</b>	<b>\$0.00</b>	<b>\$0.00</b>	<b>\$0.00</b>	<b>\$0.00</b>
<b>Language Programs</b>						
10E110 1800 1110 00 000000	ESL TEACHER	\$103,681.40	\$0.00	\$0.00	\$0.00	\$0.00
10E110 1800 2110 00 000000	DIRECTOR BD PD TRS	\$0.00	\$0.00	\$0.00	\$0.00	\$0.00
10E110 1800 2112 00 000000	DIRECTOR BD PAID THIS	\$0.00	\$0.00	\$0.00	\$0.00	\$0.00
10E110 1800 2113 00 000000	TRS 2.2 BD SHARE/ESL	\$601.35	\$0.00	\$0.00	\$0.00	\$0.00
10E110 1800 2114 00 000000	THIS BD SHARE/ESL	\$953.87	\$0.00	\$0.00	\$0.00	\$0.00
10E110 1800 2210 00 000000	EMP LIFE INS/ESL	\$96.77	\$0.00	\$0.00	\$0.00	\$0.00
10E110 1800 2220 00 000000	EMP MEDICAL INS/ESL	\$11,251.97	\$0.00	\$0.00	\$0.00	\$0.00
10E110 1800 2230 00 000000	EMP DENTAL INS/ESL	\$421.80	\$0.00	\$0.00	\$0.00	\$0.00
		\$0.00	\$0.00	\$0.00	\$0.00	\$0.00
<b>1800</b>	<b>Subtotal-Language Programs</b>	<b>\$117,007.16</b>	<b>\$0.00</b>	<b>\$0.00</b>	<b>\$0.00</b>	<b>\$0.00</b>
<b>Social Work</b>						
10E110 2110 1110 00 000000	SOCIAL WORKER	\$99,700.60	\$0.00	\$0.00	\$0.00	\$0.00
10E110 2110 2113 00 000000	TRS 2.2 BD SHARE/SOCIAL WORK	\$578.26	\$0.00	\$0.00	\$0.00	\$0.00
10E110 2110 2114 00 000000	THIS BD SHARE/SOCIAL WORK	\$917.25	\$0.00	\$0.00	\$0.00	\$0.00
10E110 2110 2210 00 000000	EMP LIFE INS/SOC WORK	\$96.77	\$0.00	\$0.00	\$0.00	\$0.00
10E110 2110 2220 00 000000	EMP MEDICAL INS/SOC WORK	\$16,295.18	\$0.00	\$0.00	\$0.00	\$0.00
10E110 2110 2230 00 000000	EMP DENTAL INS/SOC WORK	\$590.52	\$0.00	\$0.00	\$0.00	\$0.00
		\$0.00	\$0.00	\$0.00	\$0.00	\$0.00
<b>2110</b>	<b>Subtotal-Social Work</b>	<b>\$118,178.58</b>	<b>\$0.00</b>	<b>\$0.00</b>	<b>\$0.00</b>	<b>\$0.00</b>
<b>Health Services</b>						
10E110 2130 1110 00 000000	CERTIFIED SCHOOL NURSE	\$34,269.18	\$0.00	\$0.00	\$0.00	\$0.00
10E110 2130 1190 00 000000	REGISTERED NURSE	\$43,849.42	\$0.00	\$0.00	\$0.00	\$0.00
10E110 2130 2113 00 000000	TRS 2.2 BD SHARE/HEALTH SVCS	\$198.76	\$0.00	\$0.00	\$0.00	\$0.00
10E110 2130 2114 00 000000	THIS BD SHARE/HEALTH SVCS	\$315.28	\$0.00	\$0.00	\$0.00	\$0.00
10E110 2130 2210 00 000000	EMP LIFE INS/HEALTH SVCS	\$91.93	\$0.00	\$0.00	\$0.00	\$0.00
10E110 2130 2220 00 000000	EMP MEDICAL INS/HEALTH SVCS	\$24,066.74	\$0.00	\$0.00	\$0.00	\$0.00
10E110 2130 2230 00 000000	EMP DENTAL INS/HEALTH SVCS	\$560.99	\$0.00	\$0.00	\$0.00	\$0.00
10E110 2130 4100 00 000000	HEALTH SUPPLIES/BF	\$800.00	\$798.66	\$800.00	\$988.33	\$838.39
10E110 2130 4190 00 000000	SMALL EQUIPMENT/HEALTH/BF	\$300.00	\$284.00	\$300.00		\$205.66
		\$0.00	\$0.00	\$0.00	\$0.00	\$0.00
<b>2130</b>	<b>Subtotal-Health Services</b>	<b>\$104,452.30</b>	<b>\$1,082.66</b>	<b>\$1,100.00</b>	<b>\$988.33</b>	<b>\$1,044.05</b>
<b>Psychologist Services</b>						
10E110 2140 1110 00 000000	PSYCHOLOGIST	\$70,915.00	\$0.00	\$0.00	\$0.00	\$0.00
10E110 2140 2113 00 000000	TRS 2.2 BOARD SHARE/PSYCH	\$411.31	\$0.00	\$0.00	\$0.00	\$0.00
10E110 2140 2114 00 000000	THIS BOARD SHARE/PSYCH	\$652.42	\$0.00	\$0.00	\$0.00	\$0.00
10E110 2140 2210 00 000000	EMP LIFE INS/PSYCH	\$69.12	\$0.00	\$0.00	\$0.00	\$0.00
10E110 2140 2220 00 000000	EMP MEDICAL INS/PSYCH	\$12,448.32	\$0.00	\$0.00	\$0.00	\$0.00

10E110 2140 2230 00 000000	EMP DENTAL INS/PSYCH	\$421.80	\$0.00	\$0.00	\$0.00	\$0.00
		\$0.00	\$0.00	\$0.00	\$0.00	\$0.00
<b>2140</b>	<b>Subtotal-Psychologist Services</b>	<b>\$84,917.97</b>	<b>\$0.00</b>	<b>\$0.00</b>	<b>\$0.00</b>	<b>\$0.00</b>
<b>Speech Pathologists</b>						
10E110 2150 1110 00 000000	SPEECH/LANGUAGE PATHOLOGIST	\$104,481.40	\$0.00	\$0.00	\$0.00	\$0.00
10E110 2150 2113 00 000000	TRS 2.2 BOARD SHARE/SPEECH	\$605.99	\$0.00	\$0.00	\$0.00	\$0.00
10E110 2150 2114 00 000000	THIS BOARD SHARE/SPEECH	\$961.23	\$0.00	\$0.00	\$0.00	\$0.00
10E110 2150 2210 00 000000	EMP LIFE INS/SPEECH	\$124.42	\$0.00	\$0.00	\$0.00	\$0.00
10E110 2150 2220 00 000000	EMP MEDICAL INS/SPEECH	\$8,037.12	\$0.00	\$0.00	\$0.00	\$0.00
10E110 2150 2230 00 000000	EMP DENTAL INS/SPEECH	\$421.80	\$0.00	\$0.00	\$0.00	\$0.00
		\$0.00	\$0.00	\$0.00	\$0.00	\$0.00
<b>2150</b>	<b>Subtotal-Speech Pathologists</b>	<b>\$114,631.96</b>	<b>\$0.00</b>	<b>\$0.00</b>	<b>\$0.00</b>	<b>\$0.00</b>
<b>Learning Resouce Center</b>						
10E110 2222 1110 00 000000	DIGITAL LITERACY SPECIALIST	\$73,476.00	\$0.00	\$0.00	\$0.00	\$0.00
10E110 2222 1130 00 000000	LIBRARY MEDIA AIDE	\$20,898.15	\$0.00	\$0.00	\$0.00	\$0.00
10E110 2222 2113 00 000000	TRS 2.2 BD SHARE/MEDIA	\$426.16	\$0.00	\$0.00	\$0.00	\$0.00
10E110 2222 2114 00 000000	THIS BD SHARE/MEDIA	\$675.98	\$0.00	\$0.00	\$0.00	\$0.00
10E110 2222 2210 00 000000	EMP LIFE INS/MEDIA	\$138.24	\$0.00	\$0.00	\$0.00	\$0.00
10E110 2222 2220 00 000000	EMP MEDICAL INS/MEDIA	\$23,269.56	\$0.00	\$0.00	\$0.00	\$0.00
10E110 2222 2230 00 000000	EMP DENTAL INS/MEDIA	\$843.60	\$0.00	\$0.00	\$0.00	\$0.00
10E110 2222 4100 00 000000	GENERAL SUPPLIES/MEDIA/BF	\$1,800.00	\$1,980.93	\$2,000.00	\$1,600.97	\$754.23
10E110 2222 4190 00 000000	SMALL EQUIPMENT/MEDIA/BF	\$900.00	\$891.26	\$900.00	\$1,100.12	\$2,018.38
10E110 2222 4300 00 000000	LIBRARY BOOKS/BF	\$4,500.00	\$3,999.80	\$4,000.00	\$5,997.84	\$6,188.80
10E110 2222 4300 00 380000	LIBRARY BOOKS/BF/STATE GRANT	\$350.00	\$347.94	\$350.00	\$349.40	
10E110 2222 4400 00 000000	PERIODICALS/MEDIA/BF	\$400.00	\$399.34	\$400.00	\$306.77	\$344.79
		\$0.00	\$0.00	\$0.00	\$0.00	\$0.00
<b>2222</b>	<b>Subtotal-LRC</b>	<b>\$127,677.69</b>	<b>\$7,619.27</b>	<b>\$7,650.00</b>	<b>\$9,355.10</b>	<b>\$9,306.20</b>
<b>Administrative Services</b>						
10E110 2410 1150 00 000000	ADMINISTRATION	\$214,474.72	\$0.00	\$0.00	\$0.00	\$0.00
10E110 2410 1160 00 000000	SCHOOL ADMINISTRATIVE ASSISTANT	\$47,150.79	\$0.00	\$0.00	\$0.00	\$0.00
10E110 2410 2110 00 000000	TRS BD PAID/PRINC OFFICE	\$21,211.78	\$0.00	\$0.00	\$0.00	\$0.00
10E110 2410 2112 00 000000	THIS BD PAID/PRINC OFFICE	\$2,521.85	\$0.00	\$0.00	\$0.00	\$0.00
10E110 2410 2113 00 000000	TRS 2.2 BD SHARE/PRINC OFFICE	\$1,366.98	\$0.00	\$0.00	\$0.00	\$0.00
10E110 2410 2114 00 000000	THIS BD SHARE/PRINC OFFICE	\$2,168.32	\$0.00	\$0.00	\$0.00	\$0.00
10E110 2410 2210 00 000000	EMP LIFE INS/PRINCIPALS OFFICE	\$492.12	\$0.00	\$0.00	\$0.00	\$0.00
10E110 2410 2220 00 000000	EMP MEDICAL INS/PRINC OFFICE	\$48,414.72	\$0.00	\$0.00	\$0.00	\$0.00
10E110 2410 2230 00 000000	EMP DENTAL INS/PRINC OFFICE	\$1,265.40	\$0.00	\$0.00	\$0.00	\$0.00
10E110 2410 3320 00 000000	CONF/MTG/WKSHP/BF PRINCIPAL	\$1,000.00	\$1,200.00	\$1,000.00	\$670.00	\$665.00
10E110 2410 6400 00 000000	PROFESSIONAL DUES & FEES	\$0.00	\$0.00	\$0.00	\$0.00	\$0.00
		\$0.00	\$0.00	\$0.00	\$0.00	\$0.00
<b>2410</b>	<b>Subtotal-Administrative Services</b>	<b>\$340,066.68</b>	<b>\$1,200.00</b>	<b>\$1,000.00</b>	<b>\$670.00</b>	<b>\$665.00</b>
<b>Food Service</b>						
10E110 2560 1170 00 000000	FOOD SERVICES STAFF	\$89,614.26	\$0.00	\$0.00	\$0.00	\$0.00
10E110 2560 2113 00 000000	TRS 2.2 BD SHARE/LUNCHROOM	\$0.00	\$0.00	\$0.00	\$0.00	\$0.00
10E110 2560 2114 00 000000	THIS BD SHARE/LUNCHROOM	\$0.00	\$0.00	\$0.00	\$0.00	\$0.00
		\$0.00	\$0.00	\$0.00	\$0.00	\$0.00
<b>2560</b>	<b>Subtotal-Food Service</b>	<b>\$89,614.26</b>	<b>\$0.00</b>	<b>\$0.00</b>	<b>\$0.00</b>	<b>\$0.00</b>



<b>Technology Services</b>						
10E110 2660 1190 00 000000	TECHNOLOGY SUPPORT STAFF	\$21,744.57	\$0.00	\$0.00	\$0.00	\$0.00
10E110 2660 2210 00 000000	EMP LIFE INS/DATA PROC	\$34.56	\$0.00	\$0.00	\$0.00	\$0.00
10E110 2660 2220 00 000000	EMP MEDICAL INS/DATA PROC	\$4,065.30	\$0.00	\$0.00	\$0.00	\$0.00
10E110 2660 2230 00 000000	EMP DENTAL INS/DATA PROC	\$210.90	\$0.00	\$0.00	\$0.00	\$0.00
		\$0.00	\$0.00	\$0.00	\$0.00	\$0.00
2660	<b>Subtotal-Technology Services</b>	<b>\$26,055.33</b>	<b>\$0.00</b>	<b>\$0.00</b>	<b>\$0.00</b>	<b>\$0.00</b>
<b>Custodial Services</b>						
20E110 2540 1180 00 000000	CUSTODIAL STAFF	\$135,939.88	\$0.00	\$0.00	\$0.00	\$0.00
20E110 2540 2210 00 000000	EMP LIFE INS/CUST	\$241.92	\$0.00	\$0.00	\$0.00	\$0.00
20E110 2540 2220 00 000000	EMP MEDICAL INS/CUST	\$31,923.66	\$0.00	\$0.00	\$0.00	\$0.00
20E110 2540 2230 00 000000	EMP DENTAL INS/CUST	\$1,476.30	\$0.00	\$0.00	\$0.00	\$0.00
		\$0.00	\$0.00	\$0.00	\$0.00	\$0.00
2540	<b>Subtotal-Custodial Services</b>	<b>\$169,581.76</b>	<b>\$0.00</b>	<b>\$0.00</b>	<b>\$0.00</b>	<b>\$0.00</b>
<b>Other Building Expenses</b>						
10E110 2621 3320 00 000000	CONF/MTG/WKSHP/CONT IMP/BF	\$5,000.00	\$0.00	\$0.00	\$876.00	\$3,575.00
10E110 2621 4100 00 000000	GENERAL SUPPLIES/CONT IMP/BF	\$0.00	\$0.00	\$1,630.00	\$240.00	\$89.46
40E110 2550 3313 00 172600	FIELD TRIPS/REG TRANS/BF	\$1,000.00	\$584.11	\$5,000.00	\$1,121.81	\$4,354.77
		\$0.00	\$0.00	\$0.00	\$0.00	\$0.00
2621	<b>Subtotal- Other</b>	<b>\$6,000.00</b>	<b>\$584.11</b>	<b>\$6,630.00</b>	<b>\$2,237.81</b>	<b>\$8,019.23</b>
10	<b>Education Fund</b>	<b>\$5,199,275.45</b>	<b>\$63,063.06</b>	<b>\$44,225.00</b>	<b>\$45,443.45</b>	<b>\$48,708.15</b>
20	<b>Building &amp; Grounds Fund</b>	<b>\$169,581.76</b>	<b>\$0.00</b>	<b>\$0.00</b>	<b>\$0.00</b>	<b>\$0.00</b>
40	<b>Transportation</b>	<b>\$1,000.00</b>	<b>\$584.11</b>	<b>\$5,000.00</b>	<b>\$1,121.81</b>	<b>\$4,354.77</b>
50 & 51	<b>IMRF/FICA/Medicare</b>	<b>\$167,058.55</b>	<b>\$0.00</b>	<b>\$0.00</b>	<b>\$0.00</b>	<b>\$0.00</b>
	<b>Grand Total</b>	<b>\$5,536,915.76</b>	<b>\$63,647.17</b>	<b>\$49,225.00</b>	<b>\$46,565.26</b>	<b>\$53,062.92</b>
<b>IMRF, Social Security and Medicare</b>						
51E110 1252 2120 00 000000	IMRF-GEN ED AIDE	\$7,752.82	\$0.00	\$0.00	\$0.00	\$0.00
51E110 1220 2120 00 000000	IMRF-SPED AIDE	\$2,414.74	\$0.00	\$0.00	\$0.00	\$0.00
51E110 1222 2120 00 000000	IMRF-SPED SAC AIDE	\$21,855.02	\$0.00	\$0.00	\$0.00	\$0.00
51E110 2130 2120 00 000000	IMRF-HEALTH	\$4,735.74	\$0.00	\$0.00	\$0.00	\$0.00
51E110 2222 2120 00 000000	IMRF-LRC	\$2,257.00	\$0.00	\$0.00	\$0.00	\$0.00
51E110 2410 2120 00 000000	IMRF-ADMIN	\$5,092.29	\$0.00	\$0.00	\$0.00	\$0.00
51E110 2660 2120 00 000000	IMRF-TECH SVC	\$2,348.41	\$0.00	\$0.00	\$0.00	\$0.00
51E110 2540 2120 00 000000	IMRF-CUST	\$14,681.51	\$0.00	\$0.00	\$0.00	\$0.00
	IMRF-	\$0.00	\$0.00	\$0.00	\$0.00	\$0.00
	<b>Subtotal - IMRF</b>	<b>\$61,137.52</b>	<b>\$0.00</b>	<b>\$0.00</b>	<b>\$0.00</b>	<b>\$0.00</b>
50E110 1252 2130 00 000000	FICA-GEN ED AIDE	\$4,450.69	\$0.00	\$0.00	\$0.00	\$0.00
50E110 1220 2130 00 000000	FICA-SPED AIDE	\$1,386.24	\$0.00	\$0.00	\$0.00	\$0.00
50E110 1222 2130 00 000000	FICA-SPED SAC AIDE	\$12,546.40	\$0.00	\$0.00	\$0.00	\$0.00
50E110 2130 2130 00 000000	FICA-HEALTH	\$2,718.66	\$0.00	\$0.00	\$0.00	\$0.00
50E110 2222 2130 00 000000	FICA-LRC	\$1,295.69	\$0.00	\$0.00	\$0.00	\$0.00
50E110 2410 2130 00 000000	FICA-ADMIN	\$2,923.35	\$0.00	\$0.00	\$0.00	\$0.00
50E110 2560 2130 00 000000	FICA-FOOD SVC	\$5,556.08	\$0.00	\$0.00	\$0.00	\$0.00
50E110 2660 2130 00 000000	FICA-TECH SVC	\$1,348.16	\$0.00	\$0.00	\$0.00	\$0.00
50E110 2540 2130 00 000000	FICA-CUST	\$8,428.27	\$0.00	\$0.00	\$0.00	\$0.00



	FICA-	\$0.00	\$0.00	\$0.00	\$0.00	\$0.00
	<b>Subtotal - SOCIAL SECURITY</b>	<b>\$40,653.55</b>	<b>\$0.00</b>	<b>\$0.00</b>	<b>\$0.00</b>	<b>\$0.00</b>
50E110 1100 2140 00 000000	MEDICARE-GEN ED	\$37,327.34	\$0.00	\$0.00	\$0.00	\$0.00
50E110 1252 2140 00 000000	MEDICARE-GEN ED AIDE	\$1,040.89	\$0.00	\$0.00	\$0.00	\$0.00
50E110 1220 2140 00 000000	MEDICARE-SPED	\$4,294.92	\$0.00	\$0.00	\$0.00	\$0.00
50E110 1222 2140 00 000000	MEDICARE-SPED SAC	\$5,464.36	\$0.00	\$0.00	\$0.00	\$0.00
50E110 1650 2140 00 000000	MEDICARE-ENRICH	\$1,767.14	\$0.00	\$0.00	\$0.00	\$0.00
50E110 1800 2140 00 000000	MEDICARE-ESL	\$1,503.38	\$0.00	\$0.00	\$0.00	\$0.00
50E110 2110 2140 00 000000	MEDICARE-SOCIAL WK	\$1,445.66	\$0.00	\$0.00	\$0.00	\$0.00
50E110 2130 2140 00 000000	MEDICARE-HEALTH	\$1,132.72	\$0.00	\$0.00	\$0.00	\$0.00
50E110 2140 2140 00 000000	MEDICARE-PSYCH	\$1,028.27	\$0.00	\$0.00	\$0.00	\$0.00
50E110 2150 2140 00 000000	MEDICARE-SPEECH	\$1,514.98	\$0.00	\$0.00	\$0.00	\$0.00
50E110 2222 2140 00 000000	MEDICARE-LRC	\$1,368.43	\$0.00	\$0.00	\$0.00	\$0.00
50E110 2410 2140 00 000000	MEDICARE-ADMIN	\$3,793.57	\$0.00	\$0.00	\$0.00	\$0.00
50E110 2560 2140 00 000000	MEDICARE-FOOD SVC	\$1,299.41	\$0.00	\$0.00	\$0.00	\$0.00
50E110 2660 2140 00 000000	MEDICARE-TECH SVC	\$315.30	\$0.00	\$0.00	\$0.00	\$0.00
50E110 2540 2140 00 000000	MEDICARE-CUST	\$1,971.13	\$0.00	\$0.00	\$0.00	\$0.00
	MEDICARE-	\$0.00	\$0.00	\$0.00	\$0.00	\$0.00
	<b>Subtotal - MEDICARE</b>	<b>\$65,267.48</b>	<b>\$0.00</b>	<b>\$0.00</b>	<b>\$0.00</b>	<b>\$0.00</b>

<b>IMRF, Social Security and Medicare</b>						
51E000 2114 2120 00 000000	IMRF-TLA ASST	\$6,538.97	\$0.00	\$0.00	\$0.00	\$0.00
51E000 2212 2120 00 000000	IMRF-TLA	\$6,088.23	\$0.00	\$0.00	\$0.00	\$0.00
51E000 1800 2120 00 000000	IMRF-ESL	\$3,750.22	\$0.00	\$0.00	\$0.00	\$0.00
51E000 2330 2120 00 000000	IMRF-SPED	\$5,317.93	\$0.00	\$0.00	\$0.00	\$0.00
51E000 2320 2120 00 000000	IMRF-SUP	\$7,442.63	\$0.00	\$0.00	\$0.00	\$0.00
51E000 2510 2120 00 000000	IMRF-BIS OFFICE	\$26,287.84	\$0.00	\$0.00	\$0.00	\$0.00
51E000 2630 2120 00 000000	IMRF-COMMUNICATIONS	\$21,419.70	\$0.00	\$0.00	\$0.00	\$0.00
51E000 2640 2120 00 000000	IMRF-HR	\$12,440.40	\$0.00	\$0.00	\$0.00	\$0.00
51E000 2660 2120 00 000000	IMRF-TECH SVC	\$29,921.31	\$0.00	\$0.00	\$0.00	\$0.00
51E000 2540 2120 00 000000	IMRF-B&G	\$37,028.22	\$0.00	\$0.00	\$0.00	\$0.00
	IMRF-	\$0.00	\$0.00	\$0.00	\$0.00	\$0.00
	<b>Subtotal - IMRF</b>	<b>\$156,235.46</b>	<b>\$0.00</b>	<b>\$0.00</b>	<b>\$0.00</b>	<b>\$0.00</b>
50E000 2114 2130 00 000000	FICA-TLA ASST	\$3,753.86	\$0.00	\$0.00	\$0.00	\$0.00
50E000 2212 2130 00 000000	FICA-TLA	\$3,495.10	\$0.00	\$0.00	\$0.00	\$0.00
50E000 1800 2130 00 000000	FICA-ESL	\$2,152.90	\$0.00	\$0.00	\$0.00	\$0.00
50E000 2330 2130 00 000000	FICA-SPED	\$3,052.89	\$0.00	\$0.00	\$0.00	\$0.00
50E000 2320 2130 00 000000	FICA-SUP	\$4,272.62	\$0.00	\$0.00	\$0.00	\$0.00
50E000 2520 2130 00 000000	FICA-BIS OFFICE	\$15,091.17	\$0.00	\$0.00	\$0.00	\$0.00
50E000 2630 2130 00 000000	FICA-COMMUNICATIONS	\$12,296.49	\$0.00	\$0.00	\$0.00	\$0.00
50E000 2640 2130 00 000000	FICA-HR	\$7,141.71	\$0.00	\$0.00	\$0.00	\$0.00
50E000 2660 2130 00 000000	FICA-TECH SVC	\$17,177.05	\$0.00	\$0.00	\$0.00	\$0.00
50E000 2540 2130 00 000000	FICA-B&G	\$21,256.94	\$0.00	\$0.00	\$0.00	\$0.00
	FICA-	\$0.00	\$0.00	\$0.00	\$0.00	\$0.00
	<b>Subtotal - SOCIAL SECURITY</b>	<b>\$89,690.73</b>	<b>\$0.00</b>	<b>\$0.00</b>	<b>\$0.00</b>	<b>\$0.00</b>
50E000 2114 2140 00 000000	MEDICARE-TLA ASST	\$877.92	\$0.00	\$0.00	\$0.00	\$0.00
50E000 2212 2140 00 000000	MEDICARE-TLA	\$2,958.58	\$0.00	\$0.00	\$0.00	\$0.00
50E000 1800 2140 00 000000	MEDICARE-ESL	\$2,272.95	\$0.00	\$0.00	\$0.00	\$0.00
50E000 1216 2140 00 000000	MEDICARE-SPED	\$1,505.77	\$0.00	\$0.00	\$0.00	\$0.00
50E000 1224 2140 00 000000	MEDICARE-SPED COACH	\$1,302.91	\$0.00	\$0.00	\$0.00	\$0.00
50E000 2330 2140 00 000000	MEDICARE-SPED	\$2,780.81	\$0.00	\$0.00	\$0.00	\$0.00
50E000 2320 2140 00 000000	MEDICARE-SUP OFFICE	\$4,325.43	\$0.00	\$0.00	\$0.00	\$0.00
50E000 2510 2140 00 000000	MEDICARE-FISCAL SVC	\$2,334.48	\$0.00	\$0.00	\$0.00	\$0.00
50E000 2520 2140 00 000000	MEDICARE-BIS OFFICE	\$3,529.39	\$0.00	\$0.00	\$0.00	\$0.00
50E000 2630 2140 00 000000	MEDICARE-COMMUNICATIONS	\$2,875.79	\$0.00	\$0.00	\$0.00	\$0.00
50E000 2640 2140 00 000000	MEDICARE-HR	\$3,841.20	\$0.00	\$0.00	\$0.00	\$0.00
50E000 2660 2140 00 000000	MEDICARE-TECH SVC	\$4,017.21	\$0.00	\$0.00	\$0.00	\$0.00
50E000 2540 2140 00 000000	MEDICARE-B&G	\$4,971.38	\$0.00	\$0.00	\$0.00	\$0.00
	MEDICARE-	\$0.00	\$0.00	\$0.00	\$0.00	\$0.00
	<b>Subtotal - MEDICARE</b>	<b>\$37,593.82</b>	<b>\$0.00</b>	<b>\$0.00</b>	<b>\$0.00</b>	<b>\$0.00</b>

**Churchill Elementary School**  
**Budget and Staffing Comparison-Proposed FY19 to FY18**

STAFF DETAIL	FY19	FY18	INC/DEC
Administration	2.00	2.00	0.00
GEEA			
Certified Teacher	53.65	52.70	0.95
AFSCME			
Clerical	2.00	3.00	(1.00)
Food Service	5.00	5.00	0.00
Instructional Aide	17.50	15.00	2.50
Custodial	4.00	4.00	0.00
Exempt			
Director/Manager	0.00	0.00	0.00
Admin Asst/Specialists	0.00	0.00	0.00
Registered Nurse	1.00	1.00	0.00
Tech Specialist	0.50	0.50	0.00
<b>TOTAL STAFF</b>	<b>85.65</b>	<b>83.20</b>	<b>2.45</b>

EXPENDITURE DETAIL	FY19 Budget	FY18 Budget	INC/DEC
100 Salaries	\$5,341,086	\$0	\$5,341,086
200 Benefits	\$1,058,298	\$0	\$1,058,298
300 Services	\$9,000	\$5,500	\$3,500
400 Supplies	\$45,095	\$49,095	(\$4,000)
500 Capital Outlay	\$0	\$9,660	(\$9,660)
600 Other - Dues/Fees/Tuition	\$1,080	\$1,080	\$0
<b>TOTAL</b>	<b>\$6,454,558</b>	<b>\$65,335</b>	<b>\$6,389,223</b>

# Churchill Elementary School

ACCOUNT #	ACCOUNT NAME	BUDGET FY19	ACTUAL FY18	BUDGET FY18	ACTUAL FY17	ACTUAL FY16
<b>General Instruction</b>						
10E120 1100 1110 00 000000	CERTIFIED SALARIES	\$2,158,376.10	\$0.00	\$0.00	\$0.00	\$0.00
10E120 1100 1110 00 430000	CERTIFIED SALARIES - Title I	\$48,601.00	\$0.00	\$0.00	\$0.00	\$0.00
10E120 1100 1120 00 000000	EX DUTY STIPENDS/INST	\$46,800.00	\$0.00	\$0.00	\$0.00	\$0.00
10E120 1100 1200 00 000000	SUB SALARY/INST/AL	\$119,450.00	\$39,450.00	\$0.00	\$0.00	\$0.00
10E120 1100 1130 00 430000	INSTRUCTIONAL AIDE	\$19,123.65	\$0.00	\$0.00	\$0.00	\$0.00
10E120 1251 1110 00 430000	READING/MATH TEACHER - Title	\$52,445.00	\$0.00	\$0.00	\$0.00	\$0.00
10E120 1252 1130 00 000000	READING/MATH ASSISTANT	\$115,028.55	\$0.00	\$0.00	\$0.00	\$0.00
10E120 1100 2113 00 000000	TRS 2.2 BD SHARE/INST	\$12,518.58	\$0.00	\$0.00	\$0.00	\$0.00
10E120 1100 2114 00 000000	THIS BD SHARE/INST	\$20,304.19	\$0.00	\$0.00	\$0.00	\$0.00
10E120 1100 2115 00 430000	TRS FED FUNDS	\$4,787.20	\$0.00	\$0.00	\$0.00	\$0.00
10E120 1251 2114 00 000000	THIS BD SHARE/INST	\$482.49	\$0.00	\$0.00	\$0.00	\$0.00
10E120 1251 2115 00 430000	TRS FED FUNDS	\$5,165.83	\$0.00	\$0.00	\$0.00	\$0.00
10E120 1100 2210 00 000000	EMP LIFE INS/INST	\$1,893.89	\$0.00	\$0.00	\$0.00	\$0.00
10E120 1100 2220 00 000000	EMP MEDICAL INS/INST	\$277,168.94	\$0.00	\$0.00	\$0.00	\$0.00
10E120 1100 2230 00 000000	EMP DENTAL INS/INST	\$10,608.27	\$0.00	\$0.00	\$0.00	\$0.00
10E120 1251 2210 00 000000	EMP LIFE INS/INST AIDE	\$69.12	\$0.00	\$0.00	\$0.00	\$0.00
10E120 1251 2220 00 000000	EMP MEDICAL INS/INST AIDE	\$5,655.24	\$0.00	\$0.00	\$0.00	\$0.00
10E120 1251 2230 00 000000	EMP DENTAL INS/INST AIDE	\$421.80	\$0.00	\$0.00	\$0.00	\$0.00
10E120 1252 2210 00 000000	EMP LIFE INS/INST AIDE	\$345.60	\$0.00	\$0.00	\$0.00	\$0.00
10E120 1252 2220 00 000000	EMP MEDICAL INS/INST AIDE	\$8,130.60	\$0.00	\$0.00	\$0.00	\$0.00
10E120 1252 2230 00 000000	EMP DENTAL INS/INST AIDE	\$843.60	\$0.00	\$0.00	\$0.00	\$0.00
10E120 1100 3320 19 000000	CONF/MTGS/ELEM PE/CH	\$0.00	\$0.00	\$0.00	\$515.00	\$465.00
10E120 1100 3380 00 141100	FIELD TRIPS/CH	\$500.00	\$0.00	\$500.00	\$706.29	\$964.50
10E120 1100 4100 00 000000	GENERAL SUPPLIES/CH	\$25,994.00	\$25,137.55	\$25,675.00	\$27,784.24	\$35,733.73
10E120 1100 4100 00 192450	GENERAL SUPPLIES/CH PARENTS	\$0.00	\$4,867.60	\$0.00	\$0.00	\$0.00
10E120 1100 4100 00 192500	SUPPLIES/CHURCHILL PTA	\$0.00	\$0.00	\$0.00	-\$1,904.70	\$3,954.70
10E120 1100 4100 10 000000	GEN SUPPLIES/VISUAL ARTS/CH	\$3,000.00	\$2,952.54	\$3,000.00	\$3,000.00	\$1,663.04
10E120 1100 4100 11 000000	GEN SUPPLIES/VOCAL MUSIC/CH	\$1,500.00	\$1,491.44	\$1,500.00	\$1,428.62	\$1,395.26
10E120 1100 4100 15 000000	SUPPLIES/MATH SPEC/CH	\$500.00	\$987.28	\$1,000.00	\$180.00	\$0.00
10E120 1100 4100 16 000000	SUPPLIES/LITERACY/CH	\$500.00	\$2,175.30	\$1,000.00	\$180.00	\$168.21
10E120 1100 4100 19 000000	GEN SUPPLIES/ELEM PE/CH	\$1,500.00	\$1,612.97	\$1,500.00	\$1,385.00	\$1,336.28
10E120 1100 4190 00 000000	SMALL EQUIPMENT/CH	\$2,000.00	\$6,149.90	\$2,000.00	\$2,084.82	\$3,561.91
10E120 1100 4400 00 000000	PERIODICALS/CH	\$2,500.00	\$1,323.89	\$2,500.00	\$3,000.00	\$3,020.34
10E120 1100 5500 00 000000	EQUIPMENT/CH	\$0.00	\$0.00	\$9,660.00	\$0.00	\$0.00
		\$0.00	\$0.00	\$0.00	\$0.00	\$0.00
		\$0.00	\$0.00	\$0.00	\$0.00	\$0.00
1100	<b>Subtotal-General Instruction</b>	<b>\$2,946,213.66</b>	<b>\$86,148.47</b>	<b>\$48,335.00</b>	<b>\$38,359.27</b>	<b>\$52,262.97</b>
<b>Special Education</b>						
10E120 1220 1110 00 000000	RESOURCE - SPECIAL EDUCATION	\$308,866.00	\$0.00	\$0.00	\$0.00	\$0.00
10E120 1220 1130 00 000000	SPECIAL EDUCATION AIDE	\$124,112.62	\$0.00	\$0.00	\$0.00	\$0.00
10E120 1220 2113 00 000000	TRS 2.2 BD SHARE/RIT-INCL	\$1,791.42	\$0.00	\$0.00	\$0.00	\$0.00
10E120 1220 2114 00 000000	THIS BOARD SHARE/RIT-INCL	\$2,841.57	\$0.00	\$0.00	\$0.00	\$0.00
10E120 1220 2210 00 000000	EMP LIFE INS/RIT-INCL	\$760.32	\$0.00	\$0.00	\$0.00	\$0.00
10E120 1220 2220 00 000000	EMP MEDICAL INS/RIT-INCL	\$102,408.12	\$0.00	\$0.00	\$0.00	\$0.00
10E120 1220 2230 00 000000	EMP DENTAL INS/RIT-INCL	\$3,796.20	\$0.00	\$0.00	\$0.00	\$0.00

		\$0.00	\$0.00	\$0.00	\$0.00	\$0.00
<b>1220</b>	<b>Subtotal-Special Education</b>	<b>\$544,576.25</b>	<b>\$0.00</b>	<b>\$0.00</b>	<b>\$0.00</b>	<b>\$0.00</b>
<b>Enrichment</b>						
10E120 1650 1110 00 000000	TEACHER - GIFTED	\$106,490.00	\$0.00	\$0.00	\$0.00	\$0.00
10E120 1650 2113 00 000000	TRS 2.2 BD SHARE/GIFTED SVCS	\$617.64	\$0.00	\$0.00	\$0.00	\$0.00
10E120 1650 2114 00 000000	THIS BD SHARE/GIFTED SVCS	\$979.71	\$0.00	\$0.00	\$0.00	\$0.00
10E120 1650 2210 00 000000	EMP LIFE INS/GIFTED SVCS	\$69.12	\$0.00	\$0.00	\$0.00	\$0.00
10E120 1650 2220 00 000000	EMP MEDICAL INS/GIFTED SVCS	\$8,037.12	\$0.00	\$0.00	\$0.00	\$0.00
10E120 1650 2230 00 000000	EMP DENTAL INS/GIFTED SVCS	\$421.80	\$0.00	\$0.00	\$0.00	\$0.00
		\$0.00	\$0.00	\$0.00	\$0.00	\$0.00
<b>1650</b>	<b>Subtotal-Enrichment</b>	<b>\$116,615.39</b>	<b>\$0.00</b>	<b>\$0.00</b>	<b>\$0.00</b>	<b>\$0.00</b>
<b>Language Programs</b>						
10E120 1800 1110 00 000000	ESL TEACHER	\$633,729.00	\$0.00	\$0.00	\$0.00	\$0.00
10E120 1800 1110 00 330500	DUAL LANG - TBITBE State Grnt	\$234,566.00	\$0.00	\$0.00	\$0.00	\$0.00
10E120 1810 1110 00 000000	DUAL LANG	\$276,163.00	\$0.00	\$0.00	\$0.00	\$0.00
10E120 1800 1130 00 000000	DUAL LANG - TBITBE State Grnt AIDE	\$21,266.70	\$0.00	\$0.00	\$0.00	\$0.00
10E120 1810 1130 00 000000	DUAL LANG - AIDE	\$19,123.65	\$0.00	\$0.00	\$0.00	\$0.00
10E120 1830 1130 00 490900	DUAL LANG - Title III AIDE	\$19,232.85	\$0.00	\$0.00	\$0.00	\$0.00
10E120 3100 1130 00 490900	DUAL LANG - Title III HOMESCHOOL AIDE	\$21,089.25	\$0.00	\$0.00	\$0.00	\$0.00
10E120 1800 2110 00 000000	DIRECTOR BD PD TRS	\$0.00	\$0.00	\$0.00	\$0.00	\$0.00
10E120 1800 2112 00 000000	DIRECTOR BD PAID THIS	\$0.00	\$0.00	\$0.00	\$0.00	\$0.00
10E120 1800 2113 00 000000	TRS 2.2 BD SHARE/ESL	\$5,036.11	\$0.00	\$0.00	\$0.00	\$0.00
10E120 1800 2114 00 000000	THIS BD SHARE/ESL	\$7,988.31	\$0.00	\$0.00	\$0.00	\$0.00
10E120 1810 2113 00 000000	TRS 2.2 BD SHARE/ESL	\$1,601.75	\$0.00	\$0.00	\$0.00	\$0.00
10E120 1810 2114 00 000000	THIS BD SHARE/ESL	\$2,540.70	\$0.00	\$0.00	\$0.00	\$0.00
10E120 1800 2210 00 000000	EMP LIFE INS/ESL	\$898.56	\$0.00	\$0.00	\$0.00	\$0.00
10E120 1800 2220 00 000000	EMP MEDICAL INS/ESL	\$123,235.08	\$0.00	\$0.00	\$0.00	\$0.00
10E120 1800 2230 00 000000	EMP DENTAL INS/ESL	\$4,639.80	\$0.00	\$0.00	\$0.00	\$0.00
10E120 1810 2210 00 000000	EMP LIFE INS/ESL	\$345.60	\$0.00	\$0.00	\$0.00	\$0.00
10E120 1810 2220 00 000000	EMP MEDICAL INS/ESL	\$57,980.40	\$0.00	\$0.00	\$0.00	\$0.00
10E120 1810 2230 00 000000	EMP DENTAL INS/ESL	\$2,109.00	\$0.00	\$0.00	\$0.00	\$0.00
10E120 1830 2210 00 000000	EMP LIFE INS/ESL	\$69.12	\$0.00	\$0.00	\$0.00	\$0.00
10E120 1830 2220 00 000000	EMP MEDICAL INS/ESL	\$15,175.20	\$0.00	\$0.00	\$0.00	\$0.00
10E120 1830 2230 00 000000	EMP DENTAL INS/ESL	\$0.00	\$0.00	\$0.00	\$0.00	\$0.00
10E120 3100 2210 00 000000	EMP LIFE INS/ESL	\$69.12	\$0.00	\$0.00	\$0.00	\$0.00
10E120 3100 2220 00 000000	EMP MEDICAL INS/ESL	\$0.00	\$0.00	\$0.00	\$0.00	\$0.00
10E120 3100 2230 00 000000	EMP DENTAL INS/ESL	\$0.00	\$0.00	\$0.00	\$0.00	\$0.00
		\$0.00	\$0.00	\$0.00	\$0.00	\$0.00
<b>1800</b>	<b>Subtotal-Language Programs</b>	<b>\$1,446,859.20</b>	<b>\$0.00</b>	<b>\$0.00</b>	<b>\$0.00</b>	<b>\$0.00</b>
<b>Social Work</b>						
10E120 2110 1110 00 000000	SOCIAL WORKER	\$119,451.00	\$0.00	\$0.00	\$0.00	\$0.00
10E120 2110 2113 00 000000	TRS 2.2 BD SHARE/SOCIAL WORK	\$692.82	\$0.00	\$0.00	\$0.00	\$0.00
10E120 2110 2114 00 000000	THIS BD SHARE/SOCIAL WORK	\$1,098.95	\$0.00	\$0.00	\$0.00	\$0.00
10E120 2110 2210 00 000000	EMP LIFE INS/SOC WORK	\$69.12	\$0.00	\$0.00	\$0.00	\$0.00
10E120 2110 2220 00 000000	EMP MEDICAL INS/SOC WORK	\$13,809.36	\$0.00	\$0.00	\$0.00	\$0.00
10E120 2110 2230 00 000000	EMP DENTAL INS/SOC WORK	\$421.80	\$0.00	\$0.00	\$0.00	\$0.00
		\$0.00	\$0.00	\$0.00	\$0.00	\$0.00
<b>2110</b>	<b>Subtotal-Social Work</b>	<b>\$135,543.05</b>	<b>\$0.00</b>	<b>\$0.00</b>	<b>\$0.00</b>	<b>\$0.00</b>
<b>Health Services</b>						

10E120 2130 1110 00 000000	CERTIFIED SCHOOL NURSE	\$12,337.75	\$0.00	\$0.00	\$0.00	\$0.00
10E120 2130 1190 00 000000	REGISTERED NURSE	\$43,849.42	\$0.00	\$0.00	\$0.00	\$0.00
10E120 2130 2113 00 000000	TRS 2.2 BD SHARE/HEALTH SVCS	\$71.56	\$0.00	\$0.00	\$0.00	\$0.00
10E120 2130 2114 00 000000	THIS BD SHARE/HEALTH SVCS	\$113.51	\$0.00	\$0.00	\$0.00	\$0.00
10E120 2130 2210 00 000000	EMP LIFE INS/HEALTH SVCS	\$86.40	\$0.00	\$0.00	\$0.00	\$0.00
10E120 2130 2220 00 000000	EMP MEDICAL INS/HEALTH SVCS	\$2,009.28	\$0.00	\$0.00	\$0.00	\$0.00
10E120 2130 2230 00 000000	EMP DENTAL INS/HEALTH SVCS	\$105.45	\$0.00	\$0.00	\$0.00	\$0.00
10E120 2130 4100 00 000000	HEALTH SUPPLIES/CH	\$500.00	\$407.11	\$500.00	\$645.66	\$354.73
10E120 2130 4190 00 000000	SMALL EQUIPMENT/HEALTH/CH	\$0.00	\$0.00	\$0.00	\$123.62	\$192.54
		\$0.00	\$0.00	\$0.00	\$0.00	\$0.00
<b>2130</b>	<b>Subtotal-Health Services</b>	<b>\$59,073.37</b>	<b>\$407.11</b>	<b>\$500.00</b>	<b>\$769.28</b>	<b>\$547.27</b>
<b>Psychologist Services</b>						
10E120 2140 1110 00 000000	PSYCHOLOGIST	\$73,567.00	\$0.00	\$0.00	\$0.00	\$0.00
10E120 2140 2113 00 000000	TRS 2.2 BOARD SHARE/PSYCH	\$426.69	\$0.00	\$0.00	\$0.00	\$0.00
10E120 2140 2114 00 000000	THIS BOARD SHARE/PSYCH	\$676.82	\$0.00	\$0.00	\$0.00	\$0.00
10E120 2140 2210 00 000000	EMP LIFE INS/PSYCH	\$69.12	\$0.00	\$0.00	\$0.00	\$0.00
10E120 2140 2220 00 000000	EMP MEDICAL INS/PSYCH	\$12,448.32	\$0.00	\$0.00	\$0.00	\$0.00
10E120 2140 2230 00 000000	EMP DENTAL INS/PSYCH	\$421.80	\$0.00	\$0.00	\$0.00	\$0.00
		\$0.00	\$0.00	\$0.00	\$0.00	\$0.00
<b>2140</b>	<b>Subtotal-Psychologist Services</b>	<b>\$87,609.75</b>	<b>\$0.00</b>	<b>\$0.00</b>	<b>\$0.00</b>	<b>\$0.00</b>
<b>Speech Pathologists</b>						
10E120 2150 1110 00 000000	SPEECH/LANGUAGE PATHOLOGIST	\$106,537.50	\$0.00	\$0.00	\$0.00	\$0.00
10E120 2150 2113 00 000000	TRS 2.2 BOARD SHARE/SPEECH	\$617.92	\$0.00	\$0.00	\$0.00	\$0.00
10E120 2150 2114 00 000000	THIS BOARD SHARE/SPEECH	\$980.15	\$0.00	\$0.00	\$0.00	\$0.00
10E120 2150 2210 00 000000	EMP LIFE INS/SPEECH	\$138.24	\$0.00	\$0.00	\$0.00	\$0.00
10E120 2150 2220 00 000000	EMP MEDICAL INS/SPEECH	\$16,074.24	\$0.00	\$0.00	\$0.00	\$0.00
10E120 2150 2230 00 000000	EMP DENTAL INS/SPEECH	\$843.60	\$0.00	\$0.00	\$0.00	\$0.00
10E120 2150 4100 00 000000	GENERAL SUPPLIES/SPEECH/CH	\$0.00	\$0.00	\$0.00	\$180.00	\$117.09
		\$0.00	\$0.00	\$0.00	\$0.00	\$0.00
<b>2150</b>	<b>Subtotal-Speech Pathologists</b>	<b>\$125,191.64</b>	<b>\$0.00</b>	<b>\$0.00</b>	<b>\$180.00</b>	<b>\$117.09</b>
<b>Learning Resouce Center</b>						
10E120 2222 1110 00 000000	DIGITAL LITERACY SPECIALIST	\$71,025.00	\$0.00	\$0.00	\$0.00	\$0.00
10E120 2222 1130 00 000000	LIBRARY MEDIA AIDE	\$20,898.15	\$0.00	\$0.00	\$0.00	\$0.00
10E120 2222 2113 00 000000	TRS 2.2 BD SHARE/MEDIA	\$411.95	\$0.00	\$0.00	\$0.00	\$0.00
10E120 2222 2114 00 000000	THIS BD SHARE/MEDIA	\$653.43	\$0.00	\$0.00	\$0.00	\$0.00
10E120 2222 2210 00 000000	EMP LIFE INS/MEDIA	\$138.24	\$0.00	\$0.00	\$0.00	\$0.00
10E120 2222 2220 00 000000	EMP MEDICAL INS/MEDIA	\$0.00	\$0.00	\$0.00	\$0.00	\$0.00
10E120 2222 2230 00 000000	EMP DENTAL INS/MEDIA	\$421.80	\$0.00	\$0.00	\$0.00	\$0.00
10E120 2222 4100 00 000000	GENERAL SUPPLIES/MEDIA/CH	\$1,000.00	\$1,950.48	\$1,538.81	\$607.96	\$1,412.81
10E120 2222 4190 00 000000	SMALL EQUIPMENT/MEDIA/CH	\$1,181.00	\$1,180.76	\$1,180.76	\$0.00	\$0.00
10E120 2222 4300 00 000000	LIBRARY BOOKS/CH	\$3,000.00	\$4,732.59	\$5,280.43	\$4,995.90	\$4,512.16
10E120 2222 4300 00 380000	LIBRARY BOOKS/CH/STATE GRANT	\$500.00	\$499.07	\$500.00	\$488.45	\$0.00
		\$0.00	\$0.00	\$0.00	\$0.00	\$0.00
		\$0.00	\$0.00	\$0.00	\$0.00	\$0.00
<b>2222</b>	<b>Subtotal-LRC</b>	<b>\$99,229.57</b>	<b>\$8,362.90</b>	<b>\$8,500.00</b>	<b>\$6,092.31</b>	<b>\$5,924.97</b>
<b>Administrative Services</b>						
10E120 2410 1150 00 000000	ADMINISTRATION	\$219,054.50	\$0.00	\$0.00	\$0.00	\$0.00
10E120 2410 1160 00 000000	SCHOOL ADMINISTRATIVE ASSISTANT	\$69,670.83	\$0.00	\$0.00	\$0.00	\$0.00
10E120 2410 2110 00 000000	TRS BD PAID/PRINC OFFICE	\$21,664.73	\$0.00	\$0.00	\$0.00	\$0.00

10E120 2410 2112 00 000000	THIS BD PAID/PRINC OFFICE	\$2,575.70	\$0.00	\$0.00	\$0.00	\$0.00
10E120 2410 2113 00 000000	TRS 2.2 BD SHARE/PRINC OFFICE	\$1,396.17	\$0.00	\$0.00	\$0.00	\$0.00
10E120 2410 2114 00 000000	THIS BD SHARE/PRINC OFFICE	\$2,214.62	\$0.00	\$0.00	\$0.00	\$0.00
10E120 2410 2210 00 000000	EMP LIFE INS/PRINCIPALS OFFICE	\$477.48	\$0.00	\$0.00	\$0.00	\$0.00
10E120 2410 2220 00 000000	EMP MEDICAL INS/PRINC OFFICE	\$50,924.52	\$0.00	\$0.00	\$0.00	\$0.00
10E120 2410 2230 00 000000	EMP DENTAL INS/PRINC OFFICE	\$1,687.20	\$0.00	\$0.00	\$0.00	\$0.00
10E120 2410 3320 00 000000	CONF/MTG/WKSH/CH PRINCIPAL	\$0.00	\$650.00	\$0.00	\$508.00	\$232.95
10E120 2410 4100 00 000000	OFFICE SUPPLIES/CH PRINCIPAL	\$420.00	\$227.10	\$420.00	\$0.00	\$216.76
10E120 2410 6400 00 000000	DUES & FEES/CH PRINCIPAL	\$1,080.00	\$1,080.00	\$1,080.00	\$357.00	\$230.00
		\$0.00	\$0.00	\$0.00	\$0.00	\$0.00
<b>2410</b>	<b>Subtotal-Administrative Services</b>	<b>\$371,165.74</b>	<b>\$1,957.10</b>	<b>\$1,500.00</b>	<b>\$865.00</b>	<b>\$679.71</b>
<b>Food Service</b>						
10E120 2560 1170 00 000000	FOOD SERVICES STAFF	\$105,965.28	\$0.00	\$0.00	\$0.00	\$0.00
10E120 2560 2113 00 000000	TRS 2.2 BD SHARE/LUNCHROOM	\$0.00	\$0.00	\$0.00	\$0.00	\$0.00
10E120 2560 2114 00 000000	THIS BD SHARE/LUNCHROOM	\$0.00	\$0.00	\$0.00	\$0.00	\$0.00
		\$0.00	\$0.00	\$0.00	\$0.00	\$0.00
<b>2560</b>	<b>Subtotal-Food Service</b>	<b>\$105,965.28</b>	<b>\$0.00</b>	<b>\$0.00</b>	<b>\$0.00</b>	<b>\$0.00</b>
<b>Technology Services</b>						
10E120 2660 1190 00 000000	TECHNOLOGY SUPPORT STAFF	\$21,744.57	\$0.00	\$0.00	\$0.00	\$0.00
10E120 2660 2210 00 000000	EMP LIFE INS/DATA PROC	\$34.56	\$0.00	\$0.00	\$0.00	\$0.00
10E120 2660 2220 00 000000	EMP MEDICAL INS/DATA PROC	\$6,310.62	\$0.00	\$0.00	\$0.00	\$0.00
10E120 2660 2230 00 000000	EMP DENTAL INS/DATA PROC	\$210.90	\$0.00	\$0.00	\$0.00	\$0.00
		\$0.00	\$0.00	\$0.00	\$0.00	\$0.00
<b>2660</b>	<b>Subtotal-Technology Services</b>	<b>\$28,300.65</b>	<b>\$0.00</b>	<b>\$0.00</b>	<b>\$0.00</b>	<b>\$0.00</b>
<b>Custodial Services</b>						
20E120 2540 1180 00 000000	CUSTODIAL STAFF	\$152,521.25	\$0.00	\$0.00	\$0.00	\$0.00
20E120 2540 2210 00 000000	EMP LIFE INS/CUST	\$276.48	\$0.00	\$0.00	\$0.00	\$0.00
20E120 2540 2220 00 000000	EMP MEDICAL INS/CUST	\$32,522.40	\$0.00	\$0.00	\$0.00	\$0.00
20E120 2540 2230 00 000000	EMP DENTAL INS/CUST	\$1,687.20	\$0.00	\$0.00	\$0.00	\$0.00
		\$0.00	\$0.00	\$0.00	\$0.00	\$0.00
<b>2540</b>	<b>Subtotal-Custodial Services</b>	<b>\$187,007.33</b>	<b>\$0.00</b>	<b>\$0.00</b>	<b>\$0.00</b>	<b>\$0.00</b>
<b>Other Building Expenses</b>						
10E120 2621 3320 00 000000	CONF/MTG/WKSH/CONT IMP/CH	\$5,000.00	\$0.00	\$0.00	\$4,302.00	\$0.00
10E120 2621 4100 00 000000	GENERAL SUPPLIES/CONT IMP/CH	\$1,000.00	\$44.84	\$1,500.00	\$3,463.07	\$2,310.00
40E120 2550 3313 00 172600	FIELD TRIPS/REG TRANS/CH	\$3,500.00	\$576.46	\$5,000.00	\$3,577.29	\$1,718.58
		\$0.00	\$0.00	\$0.00	\$0.00	\$0.00
<b>2621</b>	<b>Subtotal- Other</b>	<b>\$9,500.00</b>	<b>\$621.30</b>	<b>\$6,500.00</b>	<b>\$11,342.36</b>	<b>\$4,028.58</b>
<b>10</b>	<b>Education Fund</b>	<b>\$6,072,343.53</b>	<b>\$96,920.42</b>	<b>\$60,335.00</b>	<b>\$54,030.93</b>	<b>\$61,842.01</b>
<b>20</b>	<b>Building &amp; Grounds Fund</b>	<b>\$187,007.33</b>	<b>\$0.00</b>	<b>\$0.00</b>	<b>\$0.00</b>	<b>\$0.00</b>
<b>40</b>	<b>Transportation</b>	<b>\$3,500.00</b>	<b>\$576.46</b>	<b>\$5,000.00</b>	<b>\$3,577.29</b>	<b>\$1,718.58</b>
<b>50 &amp; 51</b>	<b>IMRF/FICA/Medicare</b>	<b>\$191,707.42</b>	<b>\$0.00</b>	<b>\$0.00</b>	<b>\$0.00</b>	<b>\$0.00</b>
	<b>Grand Total</b>	<b>\$6,454,558.28</b>	<b>\$97,496.88</b>	<b>\$65,335.00</b>	<b>\$57,608.22</b>	<b>\$63,560.59</b>
<b>IMRF, Social Security and Medicare</b>						
51E120 1100 2120 00 000000	IMRF-GEN ED AIDE	\$2,065.35	\$0.00	\$0.00	\$0.00	\$0.00
51E120 1252 2120 00 000000	IMRF-GEN ED AIDE	\$12,423.08	\$0.00	\$0.00	\$0.00	\$0.00
51E120 1220 2120 00 000000	IMRF-SPED AIDE	\$13,404.16	\$0.00	\$0.00	\$0.00	\$0.00
51E120 1800 2120 00 000000	IMRF-ESL AIDE	\$2,296.80	\$0.00	\$0.00	\$0.00	\$0.00

51E120 1810 2120 00 000000	IMRF-ESL AIDE	\$2,065.35	\$0.00	\$0.00	\$0.00	\$0.00
51E120 1830 2120 00 000000	IMRF-ESL AIDE	\$2,077.15	\$0.00	\$0.00	\$0.00	\$0.00
51E120 3100 2120 00 000000	IMRF-ESL AIDE	\$2,277.64	\$0.00	\$0.00	\$0.00	\$0.00
51E120 2130 2120 00 000000	IMRF-HEALTH	\$4,735.74	\$0.00	\$0.00	\$0.00	\$0.00
51E120 2222 2120 00 000000	IMRF-LRC	\$2,257.00	\$0.00	\$0.00	\$0.00	\$0.00
51E120 2410 2120 00 000000	IMRF-ADMIN	\$7,524.45	\$0.00	\$0.00	\$0.00	\$0.00
51E120 2660 2120 00 000000	IMRF-TECH SVC	\$2,348.41	\$0.00	\$0.00	\$0.00	\$0.00
51E120 2540 2120 00 000000	IMRF-CUST	\$16,472.30	\$0.00	\$0.00	\$0.00	\$0.00
	IMRF-	\$0.00	\$0.00	\$0.00	\$0.00	\$0.00
	<b>Subtotal - IMRF</b>	<b>\$69,947.44</b>	<b>\$0.00</b>	<b>\$0.00</b>	<b>\$0.00</b>	<b>\$0.00</b>
50E120 1100 2130 00 000000	FICA-GEN ED AIDE	\$1,185.67	\$0.00	\$0.00	\$0.00	\$0.00
50E120 1252 2130 00 000000	FICA-GEN ED AIDE	\$7,131.77	\$0.00	\$0.00	\$0.00	\$0.00
50E120 1220 2130 00 000000	FICA-SPED AIDE	\$7,694.98	\$0.00	\$0.00	\$0.00	\$0.00
50E120 1800 2130 00 000000	FICA-ESL AIDE	\$1,318.54	\$0.00	\$0.00	\$0.00	\$0.00
50E120 1810 2130 00 000000	FICA-ESL AIDE	\$1,185.67	\$0.00	\$0.00	\$0.00	\$0.00
50E120 1830 2130 00 000000	FICA-ESL AIDE	\$1,192.44	\$0.00	\$0.00	\$0.00	\$0.00
50E120 3100 2130 00 000000	FICA-ESL AIDE	\$1,307.53	\$0.00	\$0.00	\$0.00	\$0.00
50E120 2130 2130 00 000000	FICA-HEALTH	\$2,718.66	\$0.00	\$0.00	\$0.00	\$0.00
50E120 2222 2130 00 000000	FICA-LRC	\$1,295.69	\$0.00	\$0.00	\$0.00	\$0.00
50E120 2410 2130 00 000000	FICA-ADMIN	\$4,319.59	\$0.00	\$0.00	\$0.00	\$0.00
50E120 2560 2130 00 000000	FICA-FOOD SVC	\$6,569.85	\$0.00	\$0.00	\$0.00	\$0.00
50E120 2660 2130 00 000000	FICA-TECH SVC	\$1,348.16	\$0.00	\$0.00	\$0.00	\$0.00
50E120 2540 2130 00 000000	FICA-CUST	\$9,456.32	\$0.00	\$0.00	\$0.00	\$0.00
	FICA-	\$0.00	\$0.00	\$0.00	\$0.00	\$0.00
	<b>Subtotal - SOCIAL SECURITY</b>	<b>\$46,724.86</b>	<b>\$0.00</b>	<b>\$0.00</b>	<b>\$0.00</b>	<b>\$0.00</b>
50E120 1100 2140 00 000000	MEDICARE-GEN ED	\$32,278.46	\$0.00	\$0.00	\$0.00	\$0.00
50E120 1251 2140 00 000000	MEDICARE-GEN ED	\$760.45	\$0.00	\$0.00	\$0.00	\$0.00
50E120 1252 2140 00 000000	MEDICARE-GEN ED AIDE	\$1,667.91	\$0.00	\$0.00	\$0.00	\$0.00
50E120 1220 2140 00 000000	MEDICARE-SPED	\$6,278.19	\$0.00	\$0.00	\$0.00	\$0.00
50E120 1650 2140 00 000000	MEDICARE-ENRICH	\$1,544.11	\$0.00	\$0.00	\$0.00	\$0.00
50E120 1800 2140 00 000000	MEDICARE-ESL	\$12,898.64	\$0.00	\$0.00	\$0.00	\$0.00
50E120 1810 2140 00 000000	MEDICARE-ESL	\$4,281.66	\$0.00	\$0.00	\$0.00	\$0.00
50E120 1830 2140 00 000000	MEDICARE-ESL - AIDE	\$278.88	\$0.00	\$0.00	\$0.00	\$0.00
50E120 3100 2140 00 000000	MEDICARE-ESL - AIDE	\$305.79	\$0.00	\$0.00	\$0.00	\$0.00
50E120 2110 2140 00 000000	MEDICARE-SOCIAL WK	\$1,732.04	\$0.00	\$0.00	\$0.00	\$0.00
50E120 2130 2140 00 000000	MEDICARE-HEALTH	\$814.71	\$0.00	\$0.00	\$0.00	\$0.00
50E120 2140 2140 00 000000	MEDICARE-PSYCH	\$1,066.72	\$0.00	\$0.00	\$0.00	\$0.00
50E120 2150 2140 00 000000	MEDICARE-SPEECH	\$1,544.79	\$0.00	\$0.00	\$0.00	\$0.00
50E120 2222 2140 00 000000	MEDICARE-LRC	\$1,332.89	\$0.00	\$0.00	\$0.00	\$0.00
50E120 2410 2140 00 000000	MEDICARE-ADMIN	\$4,186.52	\$0.00	\$0.00	\$0.00	\$0.00
50E120 2560 2140 00 000000	MEDICARE-FOOD SVC	\$1,536.50	\$0.00	\$0.00	\$0.00	\$0.00
50E120 2660 2140 00 000000	MEDICARE-TECH SVC	\$315.30	\$0.00	\$0.00	\$0.00	\$0.00
50E120 2540 2140 00 000000	MEDICARE-CUST	\$2,211.56	\$0.00	\$0.00	\$0.00	\$0.00
	MEDICARE-	\$0.00	\$0.00	\$0.00	\$0.00	\$0.00
	<b>Subtotal - MEDICARE</b>	<b>\$75,035.12</b>	<b>\$0.00</b>	<b>\$0.00</b>	<b>\$0.00</b>	<b>\$0.00</b>



**Forest Glen Elementary School**  
**Budget and Staffing Comparison-Proposed FY19 to FY18**

STAFF DETAIL	FY19	FY18	INC/DEC
Administration	2.00	2.00	0.00
GEEA			
Certified Teacher	48.10	48.40	(0.30)
AFSCME			
Clerical	2.00	2.00	0.00
Food Service	2.00	2.00	0.00
Instructional Aide	17.00	15.50	1.50
Custodial	3.60	3.60	0.00
Exempt			
Director/Manager	0.40	1.30	(0.90)
Admin Asst/Specialists	0.00	0.00	0.00
Registered Nurse	1.00	1.00	0.00
Tech Specialist	0.50	0.50	0.00
<b>TOTAL STAFF</b>	<b>76.60</b>	<b>76.30</b>	<b>0.30</b>

EXPENDITURE DETAIL	FY19 Budget	FY18 Budget	INC/DEC
100 Salaries	\$5,166,388	\$0	\$5,166,388
200 Benefits	\$943,319	\$0	\$943,319
300 Services	\$6,275	\$4,500	\$1,775
400 Supplies	\$46,200	\$58,525	(\$12,325)
500 Capital Outlay	\$0	\$0	\$0
600 Other - Dues/Fees/Tuition	\$1,500	\$0	\$1,500
<b>TOTAL</b>	<b>\$6,163,682</b>	<b>\$63,025</b>	<b>\$6,100,657</b>

# Forest Glen Elementary School

ACCOUNT #	ACCOUNT NAME	BUDGET FY19	ACTUAL FY18	BUDGET FY18	ACTUAL FY17	ACTUAL FY16
<b>General Instruction</b>						
10E130 1100 1110 00 000000	CERTIFIED SALARIES	\$2,541,969.10	\$0.00	\$0.00	\$0.00	\$0.00
10E130 1100 1120 00 000000	EX DUTY STIPENDS/INST	\$46,800.00	\$0.00	\$0.00	\$0.00	\$0.00
10E130 1100 1200 00 000000	SUB SALARY/INST/AL	\$99,575.00	\$33,967.50	\$0.00	\$0.00	\$0.00
10E130 1252 1130 00 000000	READING/MATH ASSISTANT	\$76,590.15	\$0.00	\$0.00	\$0.00	\$0.00
10E130 1100 2113 00 000000	TRS 2.2 BD SHARE/INST	\$14,743.42	\$0.00	\$0.00	\$0.00	\$0.00
10E130 1100 2114 00 000000	THIS BD SHARE/INST	\$23,386.12	\$0.00	\$0.00	\$0.00	\$0.00
10E130 1100 2115 00 000000	TRS FED FUNDS	\$0.00	\$0.00	\$0.00	\$0.00	\$0.00
10E130 1100 2210 00 000000	EMP LIFE INS/INST	\$1,997.57	\$0.00	\$0.00	\$0.00	\$0.00
10E130 1100 2220 00 000000	EMP MEDICAL INS/INST	\$262,194.14	\$0.00	\$0.00	\$0.00	\$0.00
10E130 1100 2230 00 000000	EMP DENTAL INS/INST	\$11,030.07	\$0.00	\$0.00	\$0.00	\$0.00
10E130 1252 2210 00 000000	EMP LIFE INS/INST AIDE	\$207.36	\$0.00	\$0.00	\$0.00	\$0.00
10E130 1252 2220 00 000000	EMP MEDICAL INS/INST AIDE	\$14,706.48	\$0.00	\$0.00	\$0.00	\$0.00
10E130 1252 2230 00 000000	EMP DENTAL INS/INST AIDE	\$843.60	\$0.00	\$0.00	\$0.00	\$0.00
10E130 1100 3320 19 000000	CONF/MTGS/ELEM PE/FG	\$0.00	\$0.00	\$0.00	\$0.00	\$0.00
10E130 1100 3380 00 141100	FIELD TRIPS/FG	\$275.00	\$0.00	\$500.00	\$485.89	\$1,785.50
10E130 1100 4100 00 000000	GENERAL SUPPLIES/FG	\$21,300.00	\$16,278.08	\$20,325.00	\$20,550.25	\$19,928.37
10E130 1100 4100 10 000000	GEN SUPPLIES/VISUAL ARTS/FG	\$2,700.00	\$2,615.60	\$2,700.00	\$2,711.83	\$2,875.04
10E130 1100 4100 11 000000	GEN SUPPLIES/VOCAL MUSIC/FG	\$900.00	\$868.77	\$900.00	\$854.41	\$902.81
10E130 1100 4100 19 000000	GEN SUPPLIES/ELEM PE/FG	\$1,000.00	\$951.47	\$1,000.00	\$1,660.25	\$2,167.66
10E130 1100 4190 00 000000	SMALL EQUIPMENT/FG	\$2,000.00	\$3,436.93	\$4,000.00	\$6,966.09	\$7,635.14
10E130 1100 4190 11 000000	SMALL EQUIP/VOCAL MUSIC/FG	\$500.00	\$488.00	\$500.00	\$314.38	\$496.81
10E130 1100 4190 19 000000	SMALL EQUIP/ELEM PE/FG	\$1,500.00	\$1,469.88	\$1,500.00	\$1,402.62	\$988.23
10E130 1100 4210 00 000000	CONSUMABLES/FG	\$4,000.00	\$3,500.00	\$3,500.00	\$3,439.82	\$3,559.11
10E130 1100 5500 00 000000	EQUIPMENT/FG	\$0.00	\$4,334.10	\$9,300.00	\$2,449.99	\$530.00
		\$0.00	\$0.00	\$0.00	\$0.00	\$0.00
<b>1100</b>	<b>Subtotal-General Instruction</b>	<b>\$3,128,218.01</b>	<b>\$67,910.33</b>	<b>\$44,225.00</b>	<b>\$40,835.53</b>	<b>\$40,868.67</b>
<b>Pre-K</b>						
10E130 1125 1110 00 370500	Pre-K Certified	\$123,852.50	\$0.00	\$0.00	\$0.00	\$0.00
10E130 1125 1190 00 370501	PRE-K Baby and Me Grant	\$0.00	\$0.00	\$0.00	\$0.00	\$0.00
10E130 3801 1190 00 000000	PRE-K Family and Community Liaison	\$24,896.51	\$0.00	\$0.00	\$0.00	\$0.00
10E130 1125 2113 00 000000	TRS 2.2 BD SHARE/RIT-INCL	\$718.34	\$0.00	\$0.00	\$0.00	\$0.00
10E130 1125 2114 00 000000	THIS BOARD SHARE/RIT-INCL	\$1,139.44	\$0.00	\$0.00	\$0.00	\$0.00
10E130 1125 2210 00 000000	EMP LIFE INS/RIT-INCL	\$0.00	\$0.00	\$0.00	\$0.00	\$0.00
10E130 1125 2220 00 000000	EMP MEDICAL INS/RIT-INCL	\$0.00	\$0.00	\$0.00	\$0.00	\$0.00
10E130 1125 2230 00 000000	EMP DENTAL INS/RIT-INCL	\$0.00	\$0.00	\$0.00	\$0.00	\$0.00
		\$0.00	\$0.00	\$0.00	\$0.00	\$0.00
<b>1125</b>	<b>Subtotal-Pre-K</b>	<b>\$150,606.80</b>	<b>\$0.00</b>	<b>\$0.00</b>	<b>\$0.00</b>	<b>\$0.00</b>
<b>Special Education</b>						
10E130 1220 1110 00 000000	RESOURCE - SPECIAL EDUCATION	\$282,469.00	\$0.00	\$0.00	\$0.00	\$0.00
10E130 1222 1130 00 000000	SPECIAL EDUCATION AIDE	\$142,355.83	\$0.00	\$0.00	\$0.00	\$0.00
10E130 1225 1110 00 000000	ECE - SPECIAL EDUCATION	\$145,164.00	\$0.00	\$0.00	\$0.00	\$0.00
10E130 1225 1130 00 000000	ECE - SPECIAL EDUCATION AIDE	\$94,109.92	\$0.00	\$0.00	\$0.00	\$0.00
10E130 1226 1110 00 000000	ECE STRUCTURED- SPECIAL EDUCATION	\$87,166.00	\$0.00	\$0.00	\$0.00	\$0.00
10E130 1220 2113 00 000000	TRS 2.2 BD SHARE/RESOURCE	\$1,638.32	\$0.00	\$0.00	\$0.00	\$0.00
10E130 1220 2114 00 000000	THIS BOARD SHARE/RESOURCE	\$2,598.71	\$0.00	\$0.00	\$0.00	\$0.00

10E130 1225 2113 00 000000	TRS 2.2 BD SHARE/ECE	\$841.95	\$0.00	\$0.00	\$0.00	\$0.00
10E130 1225 2114 00 000000	THIS BOARD SHARE/ECE	\$1,335.51	\$0.00	\$0.00	\$0.00	\$0.00
10E130 1226 2113 00 000000	TRS 2.2 BD SHARE/ECE STRUC	\$505.56	\$0.00	\$0.00	\$0.00	\$0.00
10E130 1226 2114 00 000000	THIS BOARD SHARE/ECE STRUC	\$801.93	\$0.00	\$0.00	\$0.00	\$0.00
10E130 1220 2210 00 000000	EMP LIFE INS/RESOURCE	\$207.36	\$0.00	\$0.00	\$0.00	\$0.00
10E130 1220 2220 00 000000	EMP MEDICAL INS/RESOURCE	\$29,531.76	\$0.00	\$0.00	\$0.00	\$0.00
10E130 1220 2230 00 000000	EMP DENTAL INS/RESOURCE	\$1,265.40	\$0.00	\$0.00	\$0.00	\$0.00
10E130 1222 2210 00 000000	EMP LIFE INS/RESOURCE AIDE	\$587.52	\$0.00	\$0.00	\$0.00	\$0.00
10E130 1222 2220 00 000000	EMP MEDICAL INS/RESOURCE AIDE	\$29,125.32	\$0.00	\$0.00	\$0.00	\$0.00
10E130 1222 2230 00 000000	EMP DENTAL INS/RESOURCE AIDE	\$1,054.50	\$0.00	\$0.00	\$0.00	\$0.00
10E130 1225 2210 00 000000	EMP LIFE INS/ECE	\$552.96	\$0.00	\$0.00	\$0.00	\$0.00
10E130 1225 2220 00 000000	EMP MEDICAL INS/ECE	\$61,343.64	\$0.00	\$0.00	\$0.00	\$0.00
10E130 1225 2230 00 000000	EMP DENTAL INS/ECE	\$2,741.70	\$0.00	\$0.00	\$0.00	\$0.00
10E130 1226 2210 00 000000	EMP LIFE INS/ECE STRUC	\$69.12	\$0.00	\$0.00	\$0.00	\$0.00
10E130 1226 2220 00 000000	EMP MEDICAL INS/ECE STRUC	\$0.00	\$0.00	\$0.00	\$0.00	\$0.00
10E130 1226 2230 00 000000	EMP DENTAL INS/ECE STRUC	\$421.80	\$0.00	\$0.00	\$0.00	\$0.00
		\$0.00	\$0.00	\$0.00	\$0.00	\$0.00
<b>1220 &amp; 1225</b>	<b>Subtotal-Special Education</b>	<b>\$885,887.82</b>	<b>\$0.00</b>	<b>\$0.00</b>	<b>\$0.00</b>	<b>\$0.00</b>
<b>Enrichment</b>						
10E130 1650 1110 00 000000	TEACHER - GIFTED	\$89,856.00	\$0.00	\$0.00	\$0.00	\$0.00
10E130 1650 2113 00 000000	TRS 2.2 BD SHARE/GIFTED SVCS	\$521.16	\$0.00	\$0.00	\$0.00	\$0.00
10E130 1650 2114 00 000000	THIS BD SHARE/GIFTED SVCS	\$826.68	\$0.00	\$0.00	\$0.00	\$0.00
10E130 1650 2210 00 000000	EMP LIFE INS/GIFTED SVCS	\$69.12	\$0.00	\$0.00	\$0.00	\$0.00
10E130 1650 2220 00 000000	EMP MEDICAL INS/GIFTED SVCS	\$13,457.52	\$0.00	\$0.00	\$0.00	\$0.00
10E130 1650 2230 00 000000	EMP DENTAL INS/GIFTED SVCS	\$421.80	\$0.00	\$0.00	\$0.00	\$0.00
		\$0.00	\$0.00	\$0.00	\$0.00	\$0.00
<b>1650</b>	<b>Subtotal-Enrichment</b>	<b>\$105,152.28</b>	<b>\$0.00</b>	<b>\$0.00</b>	<b>\$0.00</b>	<b>\$0.00</b>
<b>Language Programs</b>						
10E130 1800 1110 00 000000	ESL TEACHER	\$149,688.60	\$0.00	\$0.00	\$0.00	\$0.00
10E130 1810 1110 00 000000	DUAL LANGUAGE	\$29,608.50	\$0.00	\$0.00	\$0.00	\$0.00
10E130 1810 1130 00 000000	DUAL LANGUAGE AIDE	\$18,932.55	\$0.00	\$0.00	\$0.00	\$0.00
10E130 1800 2110 00 000000	DIRECTOR BD PD TRS	\$0.00	\$0.00	\$0.00	\$0.00	\$0.00
10E130 1800 2112 00 000000	DIRECTOR BD PAID THIS	\$0.00	\$0.00	\$0.00	\$0.00	\$0.00
10E130 1800 2113 00 000000	TRS 2.2 BD SHARE/ESL	\$868.19	\$0.00	\$0.00	\$0.00	\$0.00
10E130 1800 2114 00 000000	THIS BD SHARE/ESL	\$1,377.14	\$0.00	\$0.00	\$0.00	\$0.00
10E130 1810 2113 00 000000	TRS 2.2 BD SHARE/DUAL LANG	\$171.73	\$0.00	\$0.00	\$0.00	\$0.00
10E130 1810 2114 00 000000	THIS BD SHARE/DUAL LANG	\$272.40	\$0.00	\$0.00	\$0.00	\$0.00
10E130 1800 2210 00 000000	EMP LIFE INS/ESL	\$110.59	\$0.00	\$0.00	\$0.00	\$0.00
10E130 1800 2220 00 000000	EMP MEDICAL INS/ESL	\$18,631.63	\$0.00	\$0.00	\$0.00	\$0.00
10E130 1800 2230 00 000000	EMP DENTAL INS/ESL	\$421.80	\$0.00	\$0.00	\$0.00	\$0.00
10E130 1810 2210 00 000000	EMP LIFE INS/DUAL LANG	\$138.24	\$0.00	\$0.00	\$0.00	\$0.00
10E130 1810 2220 00 000000	EMP MEDICAL INS/DUAL LANG	\$15,175.20	\$0.00	\$0.00	\$0.00	\$0.00
10E130 1810 2230 00 000000	EMP DENTAL INS/DUAL LANG	\$843.60	\$0.00	\$0.00	\$0.00	\$0.00
		\$0.00	\$0.00	\$0.00	\$0.00	\$0.00
<b>1800</b>	<b>Subtotal-Language Programs</b>	<b>\$236,240.17</b>	<b>\$0.00</b>	<b>\$0.00</b>	<b>\$0.00</b>	<b>\$0.00</b>
<b>Social Work</b>						
10E130 2110 1110 00 000000	SOCIAL WORKER	\$144,083.40	\$0.00	\$0.00	\$0.00	\$0.00
10E130 2110 2113 00 000000	TRS 2.2 BD SHARE/SOCIAL WORK	\$835.68	\$0.00	\$0.00	\$0.00	\$0.00
10E130 2110 2114 00 000000	THIS BD SHARE/SOCIAL WORK	\$1,325.57	\$0.00	\$0.00	\$0.00	\$0.00
10E130 2110 2210 00 000000	EMP LIFE INS/SOC WORK	\$110.59	\$0.00	\$0.00	\$0.00	\$0.00

10E130 2110 2220 00 000000	EMP MEDICAL INS/SOC WORK	\$17,186.26	\$0.00	\$0.00	\$0.00	\$0.00
10E130 2110 2230 00 000000	EMP DENTAL INS/SOC WORK	\$674.88	\$0.00	\$0.00	\$0.00	\$0.00
		\$0.00	\$0.00	\$0.00	\$0.00	\$0.00
<b>2110</b>	<b>Subtotal-Social Work</b>	<b>\$164,216.38</b>	<b>\$0.00</b>	<b>\$0.00</b>	<b>\$0.00</b>	<b>\$0.00</b>
<b>Health Services</b>						
10E130 2130 1110 00 000000	CERTIFIED SCHOOL NURSE	\$43,583.00	\$0.00	\$0.00	\$0.00	\$0.00
10E130 2130 1190 00 000000	REGISTERED NURSE	\$42,572.26	\$0.00	\$0.00	\$0.00	\$0.00
10E130 2130 2113 00 000000	TRS 2.2 BD SHARE/HEALTH SVCS	\$252.78	\$0.00	\$0.00	\$0.00	\$0.00
10E130 2130 2114 00 000000	THIS BD SHARE/HEALTH SVCS	\$400.96	\$0.00	\$0.00	\$0.00	\$0.00
10E130 2130 2210 00 000000	EMP LIFE INS/HEALTH SVCS	\$103.68	\$0.00	\$0.00	\$0.00	\$0.00
10E130 2130 2220 00 000000	EMP MEDICAL INS/HEALTH SVCS	\$20,538.12	\$0.00	\$0.00	\$0.00	\$0.00
10E130 2130 2230 00 000000	EMP DENTAL INS/HEALTH SVCS	\$632.70	\$0.00	\$0.00	\$0.00	\$0.00
10E130 2130 4100 00 000000	HEALTH SUPPLIES/FG	\$1,000.00	\$818.32	\$1,000.00	\$1,199.38	\$947.17
10E130 2130 4190 00 000000	SMALL EQUIPMENT/HEALTH/FG	\$300.00	\$0.00	\$300.00	\$161.99	\$168.98
		\$0.00	\$0.00	\$0.00	\$0.00	\$0.00
<b>2130</b>	<b>Subtotal-Health Services</b>	<b>\$109,383.51</b>	<b>\$818.32</b>	<b>\$1,300.00</b>	<b>\$1,361.37</b>	<b>\$1,116.15</b>
<b>Psychologist Services</b>						
10E130 2140 1110 00 000000	PSYCHOLOGIST	\$124,292.00	\$0.00	\$0.00	\$0.00	\$0.00
10E130 2140 2113 00 000000	TRS 2.2 BOARD SHARE/PSYCH	\$720.89	\$0.00	\$0.00	\$0.00	\$0.00
10E130 2140 2114 00 000000	THIS BOARD SHARE/PSYCH	\$1,143.49	\$0.00	\$0.00	\$0.00	\$0.00
10E130 2140 2210 00 000000	EMP LIFE INS/PSYCH	\$69.12	\$0.00	\$0.00	\$0.00	\$0.00
10E130 2140 2220 00 000000	EMP MEDICAL INS/PSYCH	\$8,037.12	\$0.00	\$0.00	\$0.00	\$0.00
10E130 2140 2230 00 000000	EMP DENTAL INS/PSYCH	\$421.80	\$0.00	\$0.00	\$0.00	\$0.00
		\$0.00	\$0.00	\$0.00	\$0.00	\$0.00
<b>2140</b>	<b>Subtotal-Psychologist Services</b>	<b>\$134,684.42</b>	<b>\$0.00</b>	<b>\$0.00</b>	<b>\$0.00</b>	<b>\$0.00</b>
<b>Speech Pathologists</b>						
10E130 2150 1110 00 000000	SPEECH/LANGUAGE PATHOLOGIST	\$266,524.30	\$0.00	\$0.00	\$0.00	\$0.00
10E130 2150 2113 00 000000	TRS 2.2 BOARD SHARE/SPEECH	\$1,545.84	\$0.00	\$0.00	\$0.00	\$0.00
10E130 2150 2114 00 000000	THIS BOARD SHARE/SPEECH	\$2,452.02	\$0.00	\$0.00	\$0.00	\$0.00
10E130 2150 2210 00 000000	EMP LIFE INS/SPEECH	\$276.48	\$0.00	\$0.00	\$0.00	\$0.00
10E130 2150 2220 00 000000	EMP MEDICAL INS/SPEECH	\$40,008.24	\$0.00	\$0.00	\$0.00	\$0.00
10E130 2150 2230 00 000000	EMP DENTAL INS/SPEECH	\$1,687.20	\$0.00	\$0.00	\$0.00	\$0.00
		\$0.00	\$0.00	\$0.00	\$0.00	\$0.00
<b>2150</b>	<b>Subtotal-Speech Pathologists</b>	<b>\$312,494.08</b>	<b>\$0.00</b>	<b>\$0.00</b>	<b>\$0.00</b>	<b>\$0.00</b>
<b>Learning Resouce Center</b>						
10E130 2222 1110 00 000000	DIGITAL LITERACY SPECIALIST	\$76,406.00	\$0.00	\$0.00	\$0.00	\$0.00
10E130 2222 1130 00 000000	LIBRARY MEDIA AIDE	\$22,345.05	\$0.00	\$0.00	\$0.00	\$0.00
10E130 2222 2113 00 000000	TRS 2.2 BD SHARE/MEDIA	\$443.15	\$0.00	\$0.00	\$0.00	\$0.00
10E130 2222 2114 00 000000	THIS BD SHARE/MEDIA	\$702.94	\$0.00	\$0.00	\$0.00	\$0.00
10E130 2222 2210 00 000000	EMP LIFE INS/MEDIA	\$138.24	\$0.00	\$0.00	\$0.00	\$0.00
10E130 2222 2220 00 000000	EMP MEDICAL INS/MEDIA	\$28,819.68	\$0.00	\$0.00	\$0.00	\$0.00
10E130 2222 2230 00 000000	EMP DENTAL INS/MEDIA	\$843.60	\$0.00	\$0.00	\$0.00	\$0.00
10E130 2222 4100 00 000000	GENERAL SUPPLIES/MEDIA/FG	\$800.00	\$895.04	\$900.00	\$892.72	\$1,316.87
10E130 2222 4190 00 000000	SMALL EQUIPMENT/MEDIA/FG	\$650.00	\$391.23	\$400.00	\$1,693.61	\$680.73
10E130 2222 4300 00 000000	LIBRARY BOOKS/FG	\$7,000.00	\$6,975.73	\$7,000.00	\$6,726.51	\$7,305.64
10E130 2222 4300 00 380000	LIBRARY BOOKS/FG/STATE GRANT	\$400.00	\$397.09	\$400.00	\$442.25	\$0.00
10E130 2222 4400 00 000000	PERIODICALS/MEDIA/FG	\$150.00	\$308.94	\$300.00	\$123.94	\$0.00
		\$0.00	\$0.00	\$0.00	\$0.00	\$0.00
<b>2222</b>	<b>Subtotal-LRC</b>	<b>\$138,698.66</b>	<b>\$8,968.03</b>	<b>\$9,000.00</b>	<b>\$9,879.03</b>	<b>\$9,303.24</b>
<b>Administrative Services</b>						

10E130 2410 1150 00 000000	ADMINISTRATION	\$225,861.06	\$0.00	\$0.00	\$0.00	\$0.00
10E130 2410 1160 00 000000	SCHOOL ADMINISTRATIVE ASSISTANT	\$48,193.89	\$0.00	\$0.00	\$0.00	\$0.00
10E130 2410 2110 00 000000	TRS BD PAID/PRINC OFFICE	\$22,337.91	\$0.00	\$0.00	\$0.00	\$0.00
10E130 2410 2112 00 000000	THIS BD PAID/PRINC OFFICE	\$2,655.73	\$0.00	\$0.00	\$0.00	\$0.00
10E130 2410 2113 00 000000	TRS 2.2 BD SHARE/PRINC OFFICE	\$1,439.55	\$0.00	\$0.00	\$0.00	\$0.00
10E130 2410 2114 00 000000	THIS BD SHARE/PRINC OFFICE	\$2,283.43	\$0.00	\$0.00	\$0.00	\$0.00
10E130 2410 2210 00 000000	EMP LIFE INS/PRINCIPALS OFFICE	\$510.96	\$0.00	\$0.00	\$0.00	\$0.00
10E130 2410 2220 00 000000	EMP MEDICAL INS/PRINC OFFICE	\$27,924.00	\$0.00	\$0.00	\$0.00	\$0.00
10E130 2410 2230 00 000000	EMP DENTAL INS/PRINC OFFICE	\$1,265.40	\$0.00	\$0.00	\$0.00	\$0.00
10E130 2410 3320 00 000000	CONF/MTG/WKSHP/FG PRINCIPAL	\$0.00	\$0.00	\$0.00	\$1,275.00	\$195.00
10E130 2410 6400 00 000000	DUES & FEES/FG PRINCIPAL	\$1,500.00	\$235.00	\$1,500.00	\$610.00	\$1,002.75
		\$0.00	\$0.00	\$0.00	\$0.00	\$0.00
<b>2410</b>	<b>Subtotal-Administrative Services</b>	<b>\$333,971.93</b>	<b>\$235.00</b>	<b>\$1,500.00</b>	<b>\$1,885.00</b>	<b>\$1,197.75</b>
<b>Food Service</b>						
10E130 2560 1170 00 000000	FOOD SERVICES STAFF	\$48,430.62	\$0.00	\$0.00	\$0.00	\$0.00
10E130 2560 2113 00 000000	TRS 2.2 BD SHARE/LUNCHROOM	\$0.00	\$0.00	\$0.00	\$0.00	\$0.00
10E130 2560 2114 00 000000	THIS BD SHARE/LUNCHROOM	\$0.00	\$0.00	\$0.00	\$0.00	\$0.00
		\$0.00	\$0.00	\$0.00	\$0.00	\$0.00
<b>2560</b>	<b>Subtotal-Food Service</b>	<b>\$48,430.62</b>	<b>\$0.00</b>	<b>\$0.00</b>	<b>\$0.00</b>	<b>\$0.00</b>
<b>Technology Services</b>						
10E130 2660 1190 00 000000	TECHNOLOGY SUPPORT STAFF	\$21,744.57	\$0.00	\$0.00	\$0.00	\$0.00
10E130 2660 2210 00 000000	EMP LIFE INS/DATA PROC	\$34.56	\$0.00	\$0.00	\$0.00	\$0.00
10E130 2660 2220 00 000000	EMP MEDICAL INS/DATA PROC	\$6,310.62	\$0.00	\$0.00	\$0.00	\$0.00
10E130 2660 2230 00 000000	EMP DENTAL INS/DATA PROC	\$210.90	\$0.00	\$0.00	\$0.00	\$0.00
		\$0.00	\$0.00	\$0.00	\$0.00	\$0.00
<b>2660</b>	<b>Subtotal-Technology Services</b>	<b>\$28,300.65</b>	<b>\$0.00</b>	<b>\$0.00</b>	<b>\$0.00</b>	<b>\$0.00</b>
<b>Custodial Services</b>						
20E130 2540 1180 00 000000	CUSTODIAL STAFF	\$149,317.75	\$0.00	\$0.00	\$0.00	\$0.00
20E130 2540 2210 00 000000	EMP LIFE INS/CUST	\$248.83	\$0.00	\$0.00	\$0.00	\$0.00
20E130 2540 2220 00 000000	EMP MEDICAL INS/CUST	\$43,538.57	\$0.00	\$0.00	\$0.00	\$0.00
20E130 2540 2230 00 000000	EMP DENTAL INS/CUST	\$1,518.48	\$0.00	\$0.00	\$0.00	\$0.00
		\$0.00	\$0.00	\$0.00	\$0.00	\$0.00
<b>2540</b>	<b>Subtotal-Custodial Services</b>	<b>\$194,623.63</b>	<b>\$0.00</b>	<b>\$0.00</b>	<b>\$0.00</b>	<b>\$0.00</b>
<b>Other Building Expenses</b>						
10E130 2621 3320 00 000000	CONF/MTG/WKSHP/CONT IMP/FG	\$5,000.00	\$0.00	\$0.00	\$7,033.00	\$7,059.98
10E130 2621 4100 00 000000	GENERAL SUPPLIES/CONT IMP/FG	\$2,000.00	\$1,998.15	\$2,000.00	\$2,903.19	\$2,831.63
40E130 2550 3313 00 172600	FIELD TRIPS/REG TRANS/FG	\$1,000.00	\$2,094.04	\$5,000.00	\$1,432.76	\$5,054.77
		\$0.00	\$0.00	\$0.00	\$0.00	\$0.00
<b>2621</b>	<b>Subtotal- Other</b>	<b>\$8,000.00</b>	<b>\$4,092.19</b>	<b>\$7,000.00</b>	<b>\$11,368.95</b>	<b>\$14,946.38</b>
<b>10</b>	<b>Education Fund</b>	<b>\$5,783,285.31</b>	<b>\$79,929.83</b>	<b>\$58,025.00</b>	<b>\$63,897.12</b>	<b>\$62,377.42</b>
<b>20</b>	<b>Building &amp; Grounds Fund</b>	<b>\$194,623.63</b>	<b>\$0.00</b>	<b>\$0.00</b>	<b>\$0.00</b>	<b>\$0.00</b>
<b>40</b>	<b>Transportation</b>	<b>\$1,000.00</b>	<b>\$2,094.04</b>	<b>\$5,000.00</b>	<b>\$1,432.76</b>	<b>\$5,054.77</b>
<b>50 &amp; 51</b>	<b>IMRF/FICA/Medicare</b>	<b>\$184,772.82</b>	<b>\$0.00</b>	<b>\$0.00</b>	<b>\$0.00</b>	<b>\$0.00</b>
	<b>Grand Total</b>	<b>\$6,163,681.77</b>	<b>\$82,023.87</b>	<b>\$63,025.00</b>	<b>\$65,329.88</b>	<b>\$67,432.19</b>
<b>IMRF, Social Security and Medicare</b>						
51E130 1252 2120 00 000000	IMRF-GEN ED AIDE	\$8,271.74	\$0.00	\$0.00	\$0.00	\$0.00
51E130 1125 2120 00 000000	IMRF-PRE-K AIDE	\$0.00	\$0.00	\$0.00	\$0.00	\$0.00
51E130 3801 2120 00 000000	IMRF-PRE-K LIASON	\$2,688.82	\$0.00	\$0.00	\$0.00	\$0.00

51E130 1222 2120 00 000000	IMRF-SPED AIDE	\$15,374.43	\$0.00	\$0.00	\$0.00	\$0.00
51E130 1225 2120 00 000000	IMRF-ECE AIDE	\$10,163.87	\$0.00	\$0.00	\$0.00	\$0.00
51E130 1810 2120 00 000000	IMRF-DUAL LANG	\$2,044.72	\$0.00	\$0.00	\$0.00	\$0.00
51E130 2130 2120 00 000000	IMRF-HEALTH	\$4,597.80	\$0.00	\$0.00	\$0.00	\$0.00
51E130 2222 2120 00 000000	IMRF-LRC	\$2,413.27	\$0.00	\$0.00	\$0.00	\$0.00
51E130 2410 2120 00 000000	IMRF-ADMIN	\$5,204.94	\$0.00	\$0.00	\$0.00	\$0.00
51E130 2660 2120 00 000000	IMRF-TECH SVC	\$2,348.41	\$0.00	\$0.00	\$0.00	\$0.00
51E130 2540 2120 00 000000	IMRF-CUST	\$16,126.32	\$0.00	\$0.00	\$0.00	\$0.00
	IMRF-	\$0.00	\$0.00	\$0.00	\$0.00	\$0.00
	<b>Subtotal - IMRF</b>	<b>\$69,234.32</b>	<b>\$0.00</b>	<b>\$0.00</b>	<b>\$0.00</b>	<b>\$0.00</b>
50E130 1252 2130 00 000000	FICA-GEN ED AIDE	\$4,748.59	\$0.00	\$0.00	\$0.00	\$0.00
50E130 1125 2130 00 000000	FICA-PRE-K AIDE	\$0.00	\$0.00	\$0.00	\$0.00	\$0.00
50E130 3801 2130 00 000000	FICA-PRE-K LIASON	\$1,543.58	\$0.00	\$0.00	\$0.00	\$0.00
50E130 1222 2130 00 000000	FICA-SPED AIDE	\$8,826.06	\$0.00	\$0.00	\$0.00	\$0.00
50E130 1225 2130 00 000000	FICA-ECE AIDE	\$5,834.82	\$0.00	\$0.00	\$0.00	\$0.00
50E130 1810 2130 00 000000	FICA-DUAL LANG	\$1,173.82	\$0.00	\$0.00	\$0.00	\$0.00
50E130 2130 2130 00 000000	FICA-HEALTH	\$2,639.48	\$0.00	\$0.00	\$0.00	\$0.00
50E130 2222 2130 00 000000	FICA-LRC	\$1,385.39	\$0.00	\$0.00	\$0.00	\$0.00
50E130 2410 2130 00 000000	FICA-ADMIN	\$2,988.02	\$0.00	\$0.00	\$0.00	\$0.00
50E130 2560 2130 00 000000	FICA-FOOD SVC	\$3,002.70	\$0.00	\$0.00	\$0.00	\$0.00
50E130 2660 2130 00 000000	FICA-TECH SVC	\$1,348.16	\$0.00	\$0.00	\$0.00	\$0.00
50E130 2540 2130 00 000000	FICA-CUST	\$9,257.70	\$0.00	\$0.00	\$0.00	\$0.00
	FICA-	\$0.00	\$0.00	\$0.00	\$0.00	\$0.00
	<b>Subtotal - SOCIAL SECURITY</b>	<b>\$42,748.32</b>	<b>\$0.00</b>	<b>\$0.00</b>	<b>\$0.00</b>	<b>\$0.00</b>
50E130 1100 2140 00 000000	MEDICARE-GEN ED	\$36,858.55	\$0.00	\$0.00	\$0.00	\$0.00
50E130 1252 2140 00 000000	MEDICARE-GEN ED AIDE	\$1,110.56	\$0.00	\$0.00	\$0.00	\$0.00
50E130 1125 2140 00 000000	MEDICARE-PRE-K	\$1,795.86	\$0.00	\$0.00	\$0.00	\$0.00
50E130 3801 2140 00 000000	MEDICARE-PRE-K LIASON	\$361.00	\$0.00	\$0.00	\$0.00	\$0.00
50E130 1220 2140 00 000000	MEDICARE-SPED	\$4,095.80	\$0.00	\$0.00	\$0.00	\$0.00
50E130 1222 2140 00 000000	MEDICARE-SPED AIDE	\$2,064.16	\$0.00	\$0.00	\$0.00	\$0.00
50E130 1225 2140 00 000000	MEDICARE-ECE	\$3,469.47	\$0.00	\$0.00	\$0.00	\$0.00
50E130 1226 2140 00 000000	MEDICARE-ECE STRUCTURED	\$1,263.91	\$0.00	\$0.00	\$0.00	\$0.00
50E130 1650 2140 00 000000	MEDICARE-ENRICH	\$1,302.91	\$0.00	\$0.00	\$0.00	\$0.00
50E130 1800 2140 00 000000	MEDICARE-ESL	\$2,170.48	\$0.00	\$0.00	\$0.00	\$0.00
50E130 1810 2140 00 000000	MEDICARE-DUAL LANG	\$703.85	\$0.00	\$0.00	\$0.00	\$0.00
50E130 2110 2140 00 000000	MEDICARE-SOCIAL WK	\$2,089.21	\$0.00	\$0.00	\$0.00	\$0.00
50E130 2130 2140 00 000000	MEDICARE-HEALTH	\$1,249.25	\$0.00	\$0.00	\$0.00	\$0.00
50E130 2140 2140 00 000000	MEDICARE-PSYCH	\$1,802.23	\$0.00	\$0.00	\$0.00	\$0.00
50E130 2150 2140 00 000000	MEDICARE-SPEECH	\$3,864.60	\$0.00	\$0.00	\$0.00	\$0.00
50E130 2222 2140 00 000000	MEDICARE-LRC	\$1,431.89	\$0.00	\$0.00	\$0.00	\$0.00
50E130 2410 2140 00 000000	MEDICARE-ADMIN	\$3,973.80	\$0.00	\$0.00	\$0.00	\$0.00
50E130 2560 2140 00 000000	MEDICARE-FOOD SVC	\$702.24	\$0.00	\$0.00	\$0.00	\$0.00
50E130 2660 2140 00 000000	MEDICARE-TECH SVC	\$315.30	\$0.00	\$0.00	\$0.00	\$0.00
50E130 2540 2140 00 000000	MEDICARE-CUST	\$2,165.11	\$0.00	\$0.00	\$0.00	\$0.00
	MEDICARE-	\$0.00	\$0.00	\$0.00	\$0.00	\$0.00
	<b>Subtotal - MEDICARE</b>	<b>\$72,790.18</b>	<b>\$0.00</b>	<b>\$0.00</b>	<b>\$0.00</b>	<b>\$0.00</b>

**Hadley Jr. High School**  
**Budget and Staffing Comparison-Proposed FY19 to FY18**

STAFF DETAIL	FY19	FY18	INC/DEC
Administration	3.00	3.00	0.00
GEEA			
Certified Teacher	89.62	86.40	3.22
AFSCME			
Clerical	3.00	3.00	0.00
Food Service	1.00	1.00	0.00
Instructional Aide	18.00	19.00	(1.00)
Custodial	7.00	8.00	(1.00)
Exempt			
Director/Manager	1.00	1.00	0.00
Admin Asst/Specialists	0.00	0.00	0.00
Registered Nurse	0.00	1.00	(1.00)
Tech Specialist	1.00	1.00	0.00
<b>TOTAL STAFF</b>	<b>123.62</b>	<b>123.40</b>	<b>0.22</b>

EXPENDITURE DETAIL	FY19 Budget	FY18 Budget	INC/DEC
100 Salaries	\$9,038,138	\$0	\$9,038,138
200 Benefits	\$1,678,453	\$0	\$1,678,453
300 Services	\$101,350	\$90,981	\$10,369
400 Supplies	\$154,625	\$165,129	(\$10,504)
500 Capital Outlay	\$0	\$0	\$0
600 Other - Dues/Fees/Tuition	\$8,000	\$8,215	(\$215)
<b>TOTAL</b>	<b>\$10,980,566</b>	<b>\$264,325</b>	<b>\$10,716,241</b>

## Hadley Jr. High School

ACCOUNT #	ACCOUNT NAME	BUDGET FY19	ACTUAL FY18	BUDGET FY18	ACTUAL FY17	ACTUAL FY16
<b>General Instruction</b>						
10E200 1100 1110 00 000000	CERTIFIED SALARIES	\$5,478,329.60	\$0.00	\$0.00	\$0.00	\$0.00
10E200 1100 1120 00 000000	EX DUTY STIPENDS/INST	\$46,800.00	\$0.00	\$0.00	\$0.00	\$0.00
10E200 1100 1120 37 000000	EX DUTY STIPENDS/HADLEY U	\$10,676.00	\$7,302.10	\$10,676.00	\$7,472.50	\$10,670.80
10E200 1100 1200 00 000000	SUB SALARY/INST/AL	\$103,845.00	\$31,995.00	\$0.00	\$0.00	\$0.00
10E200 1100 2113 00 000000	TRS 2.2 BD SHARE/INST	\$31,774.31	\$0.00	\$0.00	\$0.00	\$0.00
10E200 1100 2114 00 000000	THIS BD SHARE/INST	\$50,400.63	\$0.00	\$0.00	\$0.00	\$0.00
10E200 1100 2210 00 000000	EMP LIFE INS/INST	\$4,589.57	\$0.00	\$0.00	\$0.00	\$0.00
10E200 1100 2220 00 000000	EMP MEDICAL INS/INST	\$739,576.58	\$0.00	\$0.00	\$0.00	\$0.00
10E200 1100 2230 00 000000	EMP DENTAL INS/INST	\$27,163.92	\$0.00	\$0.00	\$0.00	\$0.00
10E200 1100 3140 00 000000	PURCHASED SVCS/HAD	\$10,200.00	\$7,262.00	\$9,726.00	\$13,234.39	\$2,925.00
10E200 1100 3190 24 000000	JUDGES FEES/INSTR MUSIC	\$650.00	\$475.00	\$650.00	\$650.00	\$605.00
10E200 1100 3230 00 000000	EQUIPMENT REPAIRS	\$10,750.00	\$10,566.97	\$11,444.99	\$12,237.53	\$14,002.74
10E200 1100 3255 24 000000	EQUIPMENT LEASE/BAND	\$4,500.00	\$3,461.00	\$3,461.00	\$6,762.00	\$0.00
10E200 1100 3313 00 141100	FIELD TRIPS/HAD	\$20,000.00	\$21,084.54	\$20,000.00	\$20,945.92	\$26,805.67
10E200 1100 3320 00 000000	CONF/MTG/WKSH/HAD	\$10,000.00	\$430.00	\$400.00	\$4,846.00	\$4,966.44
10E200 1100 3330 24 000000	CONTRACT TRAVEL/INSTR MUSIC	\$0.00	\$1,444.25	\$0.00	\$2,187.00	\$1,545.45
10E200 1100 4100 00 000000	GENERAL SUPPLIES/HAD	\$113,625.00	\$101,706.35	\$127,144.01	\$116,618.47	\$111,260.52
10E200 1100 4190 00 000000	SMALL EQUIPMENT/HAD	\$12,500.00	\$7,654.06	\$9,100.00	\$5,934.16	\$14,406.96
10E200 1100 4200 00 000000	TEXTBOOKS/HAD	\$3,000.00	\$2,053.49	\$3,000.00	\$2,851.04	\$1,254.86
10E200 1100 4210 00 000000	CONSUMABLES/HAD	\$1,500.00	\$0.00	\$1,500.00	\$13.99	\$0.00
10E200 1100 6400 00 000000	DUES & FEES/HAD	\$2,400.00	\$1,537.48	\$2,600.00	\$1,975.25	\$2,228.25
		\$0.00	\$0.00	\$0.00	\$0.00	\$0.00
		\$0.00	\$0.00	\$0.00	\$0.00	\$0.00
<b>1100</b>	<b>Subtotal-General Instruction</b>	<b>\$6,682,280.62</b>	<b>\$196,972.24</b>	<b>\$199,702.00</b>	<b>\$195,728.25</b>	<b>\$190,671.69</b>
<b>Special Education</b>						
10E200 1216 1110 00 000000	SAC - SPECIAL EDUCATION SUPPORT	\$81,676.00	\$0.00	\$0.00	\$0.00	\$0.00
10E200 1220 1110 00 000000	RESOURCE - SPECIAL EDUCATION	\$610,606.00	\$0.00	\$0.00	\$0.00	\$0.00
10E200 1222 1110 00 000000	SAC - SPECIAL EDUCATION	\$136,669.00	\$0.00	\$0.00	\$0.00	\$0.00
10E200 1220 1130 00 000000	SPECIAL EDUCATION AIDE	\$201,419.40	\$0.00	\$0.00	\$0.00	\$0.00
10E200 1222 1130 00 000000	SPECIAL EDUCATION AIDE SAC	\$126,808.50	\$0.00	\$0.00	\$0.00	\$0.00
10E200 1216 2113 00 000000	TRS 2.2 BD SHARE/SAC	\$473.72	\$0.00	\$0.00	\$0.00	\$0.00
10E200 1216 2114 00 000000	THIS BOARD SHARE/SAC	\$751.42	\$0.00	\$0.00	\$0.00	\$0.00
10E200 1220 2113 00 000000	TRS 2.2 BD SHARE/SPED	\$3,541.51	\$0.00	\$0.00	\$0.00	\$0.00
10E200 1220 2114 00 000000	THIS BOARD SHARE/SPED	\$5,617.58	\$0.00	\$0.00	\$0.00	\$0.00
10E200 1222 2113 00 000000	TRS 2.2 BD SHARE/SPED SAC	\$792.68	\$0.00	\$0.00	\$0.00	\$0.00
10E200 1222 2114 00 000000	THIS BOARD SHARE/SPED SAC	\$1,257.35	\$0.00	\$0.00	\$0.00	\$0.00
10E200 1216 2210 00 000000	EMP LIFE INS/SAC	\$69.12	\$0.00	\$0.00	\$0.00	\$0.00
10E200 1216 2220 00 000000	EMP MEDICAL INS/SAC	\$12,448.32	\$0.00	\$0.00	\$0.00	\$0.00
10E200 1216 2230 00 000000	EMP DENTAL INS/SAC	\$421.80	\$0.00	\$0.00	\$0.00	\$0.00
10E200 1220 2210 00 000000	EMP LIFE INS/SPED	\$1,175.04	\$0.00	\$0.00	\$0.00	\$0.00
10E200 1220 2220 00 000000	EMP MEDICAL INS/SPED	\$131,999.28	\$0.00	\$0.00	\$0.00	\$0.00
10E200 1220 2230 00 000000	EMP DENTAL INS/SPED	\$5,483.40	\$0.00	\$0.00	\$0.00	\$0.00
10E200 1222 2210 00 000000	EMP LIFE INS/SPED SAC	\$552.96	\$0.00	\$0.00	\$0.00	\$0.00
10E200 1222 2220 00 000000	EMP MEDICAL INS/SPED SAC	\$44,683.56	\$0.00	\$0.00	\$0.00	\$0.00



10E200 1222 2230 00 000000	EMP DENTAL INS/SPED SAC	\$1,687.20	\$0.00	\$0.00	\$0.00	\$0.00
		\$0.00	\$0.00	\$0.00	\$0.00	\$0.00
<b>1220</b>	<b>Subtotal-Special Education</b>	<b>\$1,368,133.85</b>	<b>\$0.00</b>	<b>\$0.00</b>	<b>\$0.00</b>	<b>\$0.00</b>
<b>Athletics</b>						
10E200 1510 1120 00 000000	EX DUTY STIPENDS/ATHLETICS	\$100,000.00	\$96,445.69	\$100,000.00	\$98,281.25	\$96,184.58
10E200 1510 2113 00 000000	TRS 2.2 BD SHARE/ATHLETICS	\$580.00	\$457.27	\$0.00	\$0.00	\$0.00
10E200 1510 2114 00 000000	THIS BD SHARE/ATHLETICS	\$920.00	\$693.66	\$0.00	\$0.00	\$0.00
10E200 1510 3140 39 000000	PURCHASED SVC	\$1,500.00	\$500.00	\$1,500.00	\$990.00	\$905.50
10E200 1510 3190 00 000000	ATHLETIC OFFICIALS	\$5,500.00	\$5,041.63	\$5,000.00	\$5,758.20	\$5,031.00
10E200 1510 4100 00 000000	GENERAL SUPPLIES/ATHLETICS	\$9,750.00	\$5,375.88	\$9,634.91	\$6,169.39	\$5,784.45
10E200 1510 4190 00 000000	SMALL EQUIPMENT/ATHLETICS	\$2,000.00	\$275.96	\$2,000.00	\$1,798.40	\$2,398.40
10E200 1510 6400 00 000000	DUES & FEES/ATHLETICS	\$3,800.00	\$2,671.85	\$3,815.09	\$2,976.90	\$3,372.00
		\$0.00	\$0.00	\$0.00	\$0.00	\$0.00
<b>1510</b>	<b>Subtotal-Enrichment</b>	<b>\$124,050.00</b>	<b>\$111,461.94</b>	<b>\$121,950.00</b>	<b>\$115,974.14</b>	<b>\$113,675.93</b>
<b>Enrichment</b>						
10E200 1650 1110 00 000000	TEACHER - GIFTED	\$124,292.00	\$0.00	\$0.00	\$0.00	\$0.00
10E200 1650 2113 00 000000	TRS 2.2 BD SHARE/GIFTED SVCS	\$720.89	\$0.00	\$0.00	\$0.00	\$0.00
10E200 1650 2114 00 000000	THIS BD SHARE/GIFTED SVCS	\$1,143.49	\$0.00	\$0.00	\$0.00	\$0.00
10E200 1650 2210 00 000000	EMP LIFE INS/GIFTED SVCS	\$69.12	\$0.00	\$0.00	\$0.00	\$0.00
10E200 1650 2220 00 000000	EMP MEDICAL INS/GIFTED SVCS	\$13,457.52	\$0.00	\$0.00	\$0.00	\$0.00
10E200 1650 2230 00 000000	EMP DENTAL INS/GIFTED SVCS	\$421.80	\$0.00	\$0.00	\$0.00	\$0.00
		\$0.00	\$0.00	\$0.00	\$0.00	\$0.00
<b>1650</b>	<b>Subtotal-Enrichment</b>	<b>\$140,104.82</b>	<b>\$0.00</b>	<b>\$0.00</b>	<b>\$0.00</b>	<b>\$0.00</b>
<b>Language Programs</b>						
10E200 1800 1110 00 000000	ESL TEACHER	\$187,677.00	\$0.00	\$0.00	\$0.00	\$0.00
10E200 1810 1130 00 000000	DUAL LANG - AIDE	\$19,601.40	\$0.00	\$0.00	\$0.00	\$0.00
10E200 1800 2110 00 000000	DIRECTOR BD PD TRS	\$0.00	\$0.00	\$0.00	\$0.00	\$0.00
10E200 1800 2112 00 000000	DIRECTOR BD PAID THIS	\$0.00	\$0.00	\$0.00	\$0.00	\$0.00
10E200 1800 2113 00 000000	TRS 2.2 BD SHARE/ESL	\$1,088.53	\$0.00	\$0.00	\$0.00	\$0.00
10E200 1800 2114 00 000000	THIS BD SHARE/ESL	\$1,726.63	\$0.00	\$0.00	\$0.00	\$0.00
10E200 1800 2210 00 000000	EMP LIFE INS/ESL	\$138.24	\$0.00	\$0.00	\$0.00	\$0.00
10E200 1800 2220 00 000000	EMP MEDICAL INS/ESL	\$16,074.24	\$0.00	\$0.00	\$0.00	\$0.00
10E200 1800 2230 00 000000	EMP DENTAL INS/ESL	\$843.60	\$0.00	\$0.00	\$0.00	\$0.00
10E200 1810 2210 00 000000	EMP LIFE INS/ESL	\$69.12	\$0.00	\$0.00	\$0.00	\$0.00
10E200 1810 2220 00 000000	EMP MEDICAL INS/ESL	\$0.00	\$0.00	\$0.00	\$0.00	\$0.00
10E200 1810 2230 00 000000	EMP DENTAL INS/ESL	\$0.00	\$0.00	\$0.00	\$0.00	\$0.00
		\$0.00	\$0.00	\$0.00	\$0.00	\$0.00
<b>1800</b>	<b>Subtotal-Language Programs</b>	<b>\$227,218.76</b>	<b>\$0.00</b>	<b>\$0.00</b>	<b>\$0.00</b>	<b>\$0.00</b>
<b>Social Work &amp; Guidance Counselor</b>						
10E200 2110 1110 00 000000	SOCIAL WORKER	\$193,774.00	\$0.00	\$0.00	\$0.00	\$0.00
10E200 2120 1110 00 000000	GUIDANCE COUNSELOR	\$291,508.05	\$0.00	\$0.00	\$0.00	\$0.00
10E200 2110 2113 00 000000	TRS 2.2 BD SHARE/SOCIAL WORK	\$1,123.89	\$0.00	\$0.00	\$0.00	\$0.00
10E200 2110 2114 00 000000	THIS BD SHARE/SOCIAL WORK	\$1,782.72	\$0.00	\$0.00	\$0.00	\$0.00
10E200 2120 2113 00 000000	TRS 2.2 BD SHARE/GUIDANCE COUN	\$1,690.75	\$0.00	\$0.00	\$0.00	\$0.00
10E200 2120 2114 00 000000	THIS BD SHARE/GUIDANCE COUN	\$2,681.87	\$0.00	\$0.00	\$0.00	\$0.00
10E200 2110 2210 00 000000	EMP LIFE INS/SOC WORK	\$138.24	\$0.00	\$0.00	\$0.00	\$0.00
10E200 2110 2220 00 000000	EMP MEDICAL INS/SOC WORK	\$33,083.28	\$0.00	\$0.00	\$0.00	\$0.00
10E200 2110 2230 00 000000	EMP DENTAL INS/SOC WORK	\$843.60	\$0.00	\$0.00	\$0.00	\$0.00

10E200 2120 2210 00 000000	EMP LIFE INS/GUIDANCE COUN	\$207.36	\$0.00	\$0.00	\$0.00	\$0.00
10E200 2120 2220 00 000000	EMP MEDICAL INS/GUIDANCE COUN	\$28,522.56	\$0.00	\$0.00	\$0.00	\$0.00
10E200 2120 2230 00 000000	EMP DENTAL INS/GUIDANCE COUN	\$1,265.40	\$0.00	\$0.00	\$0.00	\$0.00
		\$0.00	\$0.00	\$0.00	\$0.00	\$0.00
<b>2110 &amp; 2120</b>	<b>Subtotal-Social Work</b>	<b>\$556,621.72</b>	<b>\$0.00</b>	<b>\$0.00</b>	<b>\$0.00</b>	<b>\$0.00</b>
<b>Health Services</b>						
10E200 2130 1110 00 000000	CERTIFIED SCHOOL NURSE	\$106,590.07	\$0.00	\$0.00	\$0.00	\$0.00
10E200 2130 2113 00 000000	TRS 2.2 BD SHARE/HEALTH SVCS	\$618.22	\$0.00	\$0.00	\$0.00	\$0.00
10E200 2130 2114 00 000000	THIS BD SHARE/HEALTH SVCS	\$980.63	\$0.00	\$0.00	\$0.00	\$0.00
10E200 2130 2210 00 000000	EMP LIFE INS/HEALTH SVCS	\$115.43	\$0.00	\$0.00	\$0.00	\$0.00
10E200 2130 2220 00 000000	EMP MEDICAL INS/HEALTH SVCS	\$17,053.66	\$0.00	\$0.00	\$0.00	\$0.00
10E200 2130 2230 00 000000	EMP DENTAL INS/HEALTH SVCS	\$704.41	\$0.00	\$0.00	\$0.00	\$0.00
10E200 2130 4100 00 000000	HEALTH SUPPLIES/CH	\$1,000.00	\$999.32	\$1,000.00	\$723.63	\$816.04
10E200 2130 4190 00 000000	SMALL EQUIPMENT/HEALTH/CH	\$0.00	\$0.00	\$0.00	\$0.00	\$0.00
		\$0.00	\$0.00	\$0.00	\$0.00	\$0.00
<b>2130</b>	<b>Subtotal-Health Services</b>	<b>\$127,062.42</b>	<b>\$999.32</b>	<b>\$1,000.00</b>	<b>\$723.63</b>	<b>\$816.04</b>
<b>Psychologist Services</b>						
10E200 2140 1110 00 000000	PSYCHOLOGIST	\$130,760.60	\$0.00	\$0.00	\$0.00	\$0.00
10E200 2140 2113 00 000000	TRS 2.2 BOARD SHARE/PSYCH	\$758.41	\$0.00	\$0.00	\$0.00	\$0.00
10E200 2140 2114 00 000000	THIS BOARD SHARE/PSYCH	\$1,203.00	\$0.00	\$0.00	\$0.00	\$0.00
10E200 2140 2210 00 000000	EMP LIFE INS/PSYCH	\$138.24	\$0.00	\$0.00	\$0.00	\$0.00
10E200 2140 2220 00 000000	EMP MEDICAL INS/PSYCH	\$8,037.12	\$0.00	\$0.00	\$0.00	\$0.00
10E200 2140 2230 00 000000	EMP DENTAL INS/PSYCH	\$843.60	\$0.00	\$0.00	\$0.00	\$0.00
		\$0.00	\$0.00	\$0.00	\$0.00	\$0.00
<b>2140</b>	<b>Subtotal-Psychologist Services</b>	<b>\$141,740.97</b>	<b>\$0.00</b>	<b>\$0.00</b>	<b>\$0.00</b>	<b>\$0.00</b>
<b>Speech Pathologists</b>						
10E200 2150 1110 00 000000	SPEECH/LANGUAGE PATHOLOGIST	\$74,277.80	\$0.00	\$0.00	\$0.00	\$0.00
10E200 2150 2113 00 000000	TRS 2.2 BOARD SHARE/SPEECH	\$430.81	\$0.00	\$0.00	\$0.00	\$0.00
10E200 2150 2114 00 000000	THIS BOARD SHARE/SPEECH	\$683.36	\$0.00	\$0.00	\$0.00	\$0.00
10E200 2150 2210 00 000000	EMP LIFE INS/SPEECH	\$138.24	\$0.00	\$0.00	\$0.00	\$0.00
10E200 2150 2220 00 000000	EMP MEDICAL INS/SPEECH	\$16,074.24	\$0.00	\$0.00	\$0.00	\$0.00
10E200 2150 2230 00 000000	EMP DENTAL INS/SPEECH	\$421.80	\$0.00	\$0.00	\$0.00	\$0.00
10E200 2150 4100 00 000000	GENERAL SUPPLIES/SPEECH/CH	\$0.00	\$0.00	\$0.00	\$0.00	\$0.00
		\$0.00	\$0.00	\$0.00	\$0.00	\$0.00
<b>2150</b>	<b>Subtotal-Speech Pathologists</b>	<b>\$92,026.25</b>	<b>\$0.00</b>	<b>\$0.00</b>	<b>\$0.00</b>	<b>\$0.00</b>
<b>Learning Resouce Center</b>						
10E200 2222 1110 00 000000	DIGITAL LITERACY SPECIALIST	\$119,451.00	\$0.00	\$0.00	\$0.00	\$0.00
10E200 2222 1130 00 000000	LIBRARY MEDIA AIDE	\$22,345.05	\$0.00	\$0.00	\$0.00	\$0.00
10E200 2222 2113 00 000000	TRS 2.2 BD SHARE/MEDIA	\$692.82	\$0.00	\$0.00	\$0.00	\$0.00
10E200 2222 2114 00 000000	THIS BD SHARE/MEDIA	\$1,098.95	\$0.00	\$0.00	\$0.00	\$0.00
10E200 2222 2210 00 000000	EMP LIFE INS/MEDIA	\$138.24	\$0.00	\$0.00	\$0.00	\$0.00
10E200 2222 2220 00 000000	EMP MEDICAL INS/MEDIA	\$16,167.72	\$0.00	\$0.00	\$0.00	\$0.00
10E200 2222 2230 00 000000	EMP DENTAL INS/MEDIA	\$843.60	\$0.00	\$0.00	\$0.00	\$0.00
10E200 2222 3230 00 000000	EQUIPMENT REPAIRS	\$250.00	\$0.00	\$0.00	\$0.00	\$0.00
10E200 2222 3320 00 000000	CONF/MTGS/MEDIA/HAD	\$0.00	\$0.00	\$0.00	\$469.00	\$503.00
10E200 2222 4100 00 000000	GENERAL SUPPLIES/MEDIA/HAD	\$750.00	\$567.58	\$750.00	\$424.19	\$498.03
10E200 2222 4190 00 000000	SMALL EQUIPMENT/MEDIA/HAD	\$500.00	\$379.00	\$500.00	\$69.00	\$283.19
10E200 2222 4300 00 000000	LIBRARY BOOKS/HAD	\$9,000.00	\$9,903.50	\$9,907.00	\$11,648.27	\$10,394.95

10E200 2222 4300 00 380000	LIBRARY BOOKS/HAD/STATE GRANT	\$0.00	\$0.00	\$0.00	\$899.96	\$366.91
10E200 2222 4400 00 000000	PERIODICALS/MEDIA/HAD	\$0.00	\$93.00	\$93.00	\$93.00	\$159.50
10E200 2222 4750 00 000000	AV INSTRUCTIONAL MATLS/HAD	\$500.00	\$0.00	\$0.00	\$478.00	\$794.49
		\$0.00	\$0.00	\$0.00	\$0.00	\$0.00
		\$0.00	\$0.00	\$0.00	\$0.00	\$0.00
2222	Subtotal-LRC	\$171,737.38	\$10,943.08	\$11,250.00	\$14,081.42	\$13,000.07
<b>Administrative Services</b>						
10E200 2410 1150 00 000000	ADMINISTRATION	\$319,653.89	\$0.00	\$0.00	\$0.00	\$0.00
10E200 2410 1160 00 000000	SCHOOL ADMINISTRATIVE ASSISTANT	\$94,214.16	\$0.00	\$0.00	\$0.00	\$0.00
10E200 2410 2110 00 000000	TRS BD PAID/PRINC OFFICE	\$31,614.12	\$0.00	\$0.00	\$0.00	\$0.00
10E200 2410 2112 00 000000	THIS BD PAID/PRINC OFFICE	\$3,758.57	\$0.00	\$0.00	\$0.00	\$0.00
10E200 2410 2113 00 000000	TRS 2.2 BD SHARE/PRINC OFFICE	\$2,037.35	\$0.00	\$0.00	\$0.00	\$0.00
10E200 2410 2114 00 000000	THIS BD SHARE/PRINC OFFICE	\$3,231.67	\$0.00	\$0.00	\$0.00	\$0.00
10E200 2410 2210 00 000000	EMP LIFE INS/PRINCIPALS OFFICE	\$734.64	\$0.00	\$0.00	\$0.00	\$0.00
10E200 2410 2220 00 000000	EMP MEDICAL INS/PRINC OFFICE	\$37,526.76	\$0.00	\$0.00	\$0.00	\$0.00
10E200 2410 2230 00 000000	EMP DENTAL INS/PRINC OFFICE	\$2,109.00	\$0.00	\$0.00	\$0.00	\$0.00
10E200 2410 3320 00 000000	CONF/MTG/WKSHP/HAD PRINCIPAL	\$0.00	\$239.54	\$250.00	\$1,345.98	\$4,001.35
10E200 2410 4100 00 000000	OFFICE SUPPLIES/HAD PRINCIPAL	\$500.00	\$0.00	\$500.00	\$0.00	\$0.00
10E200 2410 6400 00 000000	DUES & FEES/HAD PRINCIPAL	\$1,800.00	\$704.95	\$1,800.00	\$1,050.00	\$1,030.00
		\$0.00	\$0.00	\$0.00	\$0.00	\$0.00
2410	Subtotal-Administrative Services	\$497,180.16	\$944.49	\$2,550.00	\$2,395.98	\$5,031.35
<b>Food Service</b>						
10E200 2560 1170 00 000000	FOOD SERVICES STAFF	\$74,655.68	\$0.00	\$0.00	\$0.00	\$0.00
10E200 2560 2113 00 000000	TRS 2.2 BD SHARE/LUNCHROOM	\$0.00	\$0.00	\$0.00	\$0.00	\$0.00
10E200 2560 2114 00 000000	THIS BD SHARE/LUNCHROOM	\$0.00	\$0.00	\$0.00	\$0.00	\$0.00
		\$0.00	\$0.00	\$0.00	\$0.00	\$0.00
2560	Subtotal-Food Service	\$74,655.68	\$0.00	\$0.00	\$0.00	\$0.00
<b>Technology Services</b>						
10E200 2660 1190 00 000000	TECHNOLOGY SUPPORT STAFF	\$47,299.72	\$0.00	\$0.00	\$0.00	\$0.00
10E200 2660 2210 00 000000	EMP LIFE INS/DATA PROC	\$69.12	\$0.00	\$0.00	\$0.00	\$0.00
10E200 2660 2220 00 000000	EMP MEDICAL INS/DATA PROC	\$8,130.60	\$0.00	\$0.00	\$0.00	\$0.00
10E200 2660 2230 00 000000	EMP DENTAL INS/DATA PROC	\$421.80	\$0.00	\$0.00	\$0.00	\$0.00
		\$0.00	\$0.00	\$0.00	\$0.00	\$0.00
2660	Subtotal-Technology Services	\$55,921.24	\$0.00	\$0.00	\$0.00	\$0.00
<b>Custodial Services</b>						
20E200 2540 1180 00 000000	CUSTODIAL STAFF	\$335,207.70	\$0.00	\$0.00	\$0.00	\$0.00
20E200 2540 2210 00 000000	EMP LIFE INS/CUST	\$552.96	\$0.00	\$0.00	\$0.00	\$0.00
20E200 2540 2220 00 000000	EMP MEDICAL INS/CUST	\$67,275.96	\$0.00	\$0.00	\$0.00	\$0.00
20E200 2540 2230 00 000000	EMP DENTAL INS/CUST	\$2,530.80	\$0.00	\$0.00	\$0.00	\$0.00
		\$0.00	\$0.00	\$0.00	\$0.00	\$0.00
2540	Subtotal-Custodial Services	\$405,567.42	\$0.00	\$0.00	\$0.00	\$0.00
<b>Other Building Expenses</b>						
10E200 2621 3140 00 000000	PURCH SVC/CONT IMP/HAD	\$10,000.00	\$8,997.00	\$10,549.00	\$14,688.40	\$0.00
10E200 2621 3320 00 000000	CONF/MTG/WKSHP/CONT IMP/HAD	\$0.00	\$0.00	\$0.00	\$438.00	\$2,265.00
40E200 2550 3312 00 000000	ATHLETIC TRIPS/REG TRANS	\$15,000.00	\$11,627.15	\$15,000.00	\$14,067.64	\$16,454.71
40E200 2550 3313 00 172600	FIELD TRIPS/REG TRANS/HAD	\$13,000.00	\$11,507.61	\$13,000.00	\$1,009.76	\$9,397.35
		\$0.00	\$0.00	\$0.00	\$0.00	\$0.00
2621	Subtotal- Other	\$38,000.00	\$32,131.76	\$38,549.00	\$30,203.80	\$28,117.06

10	Education Fund	\$10,268,733.84	\$330,318.07	\$347,001.00	\$344,029.82	\$325,460.08
20	Building & Grounds Fund	\$405,567.42	\$0.00	\$0.00	\$0.00	\$0.00
40	Transportation	\$28,000.00	\$23,134.76	\$28,000.00	\$15,077.40	\$25,852.06
50 & 51	IMRF/FICA/Medicare	\$278,264.80	\$0.00	\$0.00	\$0.00	\$0.00
	<b>Grand Total</b>	<b>\$10,980,566.06</b>	<b>\$353,452.83</b>	<b>\$375,001.00</b>	<b>\$359,107.22</b>	<b>\$351,312.14</b>

**IMRF, Social Security and Medicare**

51E200 1220 2120 00 000000	IMRF-SPED	\$21,753.30	\$0.00	\$0.00	\$0.00	\$0.00
51E200 1222 2120 00 000000	IMRF-SPED SAC	\$13,695.32	\$0.00	\$0.00	\$0.00	\$0.00
51E200 1810 2120 00 000000	IMRF-ESL AIDE	\$2,116.95	\$0.00	\$0.00	\$0.00	\$0.00
51E200 2222 2120 00 000000	IMRF-LRC	\$2,413.27	\$0.00	\$0.00	\$0.00	\$0.00
51E200 2410 2120 00 000000	IMRF-ADMIN	\$10,175.13	\$0.00	\$0.00	\$0.00	\$0.00
51E200 2660 2120 00 000000	IMRF-TECH SVC	\$5,108.37	\$0.00	\$0.00	\$0.00	\$0.00
51E200 2540 2120 00 000000	IMRF-CUST	\$36,202.43	\$0.00	\$0.00	\$0.00	\$0.00
	IMRF-	\$0.00	\$0.00	\$0.00	\$0.00	\$0.00
	<b>Subtotal - IMRF</b>	<b>\$91,464.76</b>	<b>\$0.00</b>	<b>\$0.00</b>	<b>\$0.00</b>	<b>\$0.00</b>
50E200 1220 2130 00 000000	FICA-SPED	\$12,488.00	\$0.00	\$0.00	\$0.00	\$0.00
50E200 1222 2130 00 000000	FICA-SPED SAC	\$7,862.13	\$0.00	\$0.00	\$0.00	\$0.00
50E200 1510 2130 00 000000	FICA-ATHLETICS	\$1,100.00	\$0.00	\$0.00	\$0.00	\$0.00
50E200 1810 2130 00 000000	FICA-ESL AIDE	\$1,215.29	\$0.00	\$0.00	\$0.00	\$0.00
50E200 2222 2130 00 000000	FICA-LRC	\$1,385.39	\$0.00	\$0.00	\$0.00	\$0.00
50E200 2410 2130 00 000000	FICA-ADMIN	\$5,841.28	\$0.00	\$0.00	\$0.00	\$0.00
50E200 2560 2130 00 000000	FICA-FOOD SVC	\$4,628.65	\$0.00	\$0.00	\$0.00	\$0.00
50E200 2660 2130 00 000000	FICA-TECH SVC	\$2,932.58	\$0.00	\$0.00	\$0.00	\$0.00
50E200 2540 2130 00 000000	FICA-CUST	\$20,782.88	\$0.00	\$0.00	\$0.00	\$0.00
	FICA-	\$0.00	\$0.00	\$0.00	\$0.00	\$0.00
	<b>Subtotal - SOCIAL SECURITY</b>	<b>\$58,236.20</b>	<b>\$0.00</b>	<b>\$0.00</b>	<b>\$0.00</b>	<b>\$0.00</b>
50E200 1100 2140 00 000000	MEDICARE-GEN ED	\$79,435.78	\$0.00	\$0.00	\$0.00	\$0.00
50E200 1216 2140 00 000000	MEDICARE-SAC	\$1,184.30	\$0.00	\$0.00	\$0.00	\$0.00
50E200 1220 2140 00 000000	MEDICARE-SPED	\$11,774.37	\$0.00	\$0.00	\$0.00	\$0.00
50E200 1222 2140 00 000000	MEDICARE-SPED SAC	\$3,820.42	\$0.00	\$0.00	\$0.00	\$0.00
50E200 1510 2140 00 000000	MEDICARE-ATHLETICS	\$1,300.00	\$0.00	\$0.00	\$0.00	\$0.00
50E200 1650 2140 00 000000	MEDICARE-ENRICH	\$1,802.23	\$0.00	\$0.00	\$0.00	\$0.00
50E200 1800 2140 00 000000	MEDICARE-ESL	\$2,721.32	\$0.00	\$0.00	\$0.00	\$0.00
50E200 1810 2140 00 000000	MEDICARE-ESL AIDE	\$284.22	\$0.00	\$0.00	\$0.00	\$0.00
50E200 2110 2140 00 000000	MEDICARE-SOCIAL WK	\$2,809.72	\$0.00	\$0.00	\$0.00	\$0.00
50E200 2120 2140 00 000000	MEDICARE-GUIDANCE COUN	\$4,226.87	\$0.00	\$0.00	\$0.00	\$0.00
50E200 2130 2140 00 000000	MEDICARE-HEALTH	\$1,545.56	\$0.00	\$0.00	\$0.00	\$0.00
50E200 2140 2140 00 000000	MEDICARE-PSYCH	\$1,896.03	\$0.00	\$0.00	\$0.00	\$0.00
50E200 2150 2140 00 000000	MEDICARE-SPEECH	\$1,077.03	\$0.00	\$0.00	\$0.00	\$0.00
50E200 2222 2140 00 000000	MEDICARE-LRC	\$2,056.04	\$0.00	\$0.00	\$0.00	\$0.00
50E200 2410 2140 00 000000	MEDICARE-ADMIN	\$6,001.09	\$0.00	\$0.00	\$0.00	\$0.00
50E200 2560 2140 00 000000	MEDICARE-FOOD SVC	\$1,082.51	\$0.00	\$0.00	\$0.00	\$0.00
50E200 2660 2140 00 000000	MEDICARE-TECH SVC	\$685.85	\$0.00	\$0.00	\$0.00	\$0.00
50E200 2540 2140 00 000000	MEDICARE-CUST	\$4,860.51	\$0.00	\$0.00	\$0.00	\$0.00
	MEDICARE-	\$0.00	\$0.00	\$0.00	\$0.00	\$0.00
	<b>Subtotal - MEDICARE</b>	<b>\$128,563.84</b>	<b>\$0.00</b>	<b>\$0.00</b>	<b>\$0.00</b>	<b>\$0.00</b>

**Central Services Office**  
**Budget and Staffing Comparison-Proposed FY19 to FY18**

STAFF DETAIL	FY19	FY18	INC/DEC
Administration	11.00	11.00	0.00
GEEA			
Certified Teacher	2.00	2.00	0.00
AFSCME			
Clerical	3.50	3.50	0.00
Food Service	0.00	0.00	0.00
Instructional Aide	0.00	0.00	0.00
Custodial	4.00	4.00	0.00
Exempt			
Director/Manager	1.00	2.00	(1.00)
Admin Asst/Specialists	8.00	7.00	1.00
Registered Nurse	0.00	0.00	0.00
Tech Specialist	0.00	0.00	0.00
<b>TOTAL STAFF</b>	<b>29.50</b>	<b>29.50</b>	<b>0.00</b>

EXPENDITURE DETAIL *	FY19 Budget	FY18 Budget	INC/DEC
100 Salaries	\$2,669,177	-	\$2,669,177
200 Benefits	\$851,192	-	\$851,192
300 Services	\$5,683,955	\$5,680,510	\$3,445
400 Supplies	\$1,969,959	\$1,947,967	\$21,992
500 Capital Outlay	\$3,200,242	\$2,538,287	\$661,955
600 Other - Dues/Fees/Tuition	\$5,686,597	\$6,905,145	(\$1,218,548)
<b>TOTAL</b>	<b>\$20,061,123</b>	<b>\$17,071,909</b>	<b>\$2,989,214</b>

\* The above expenditures do not reflect referendum project spending

REFERENDUM DETAIL	FY19 Budget	FY18 Budget	INC/DEC
300 Services	\$1,098,361	\$2,298,867	(\$1,200,506)
400 Supplies	\$1,060,000	\$927,500	\$132,500
500 Capital Outlay	\$16,515,704	\$9,642,500	\$6,873,204
TOTAL	\$18,674,065	\$12,868,867	\$5,805,198

**Central Services Office**

ACCOUNT #	ACCOUNT NAME	BUDGET FY19	ACTUAL FY18	BUDGET FY18	ACTUAL FY17	ACTUAL FY16
<b>Teaching Learning and Accountability</b>						
10E000 2212 1150 00 000000	CERTIFIED ADMINISTRATOR	\$147,667.55	\$0.00	\$0.00	\$0.00	\$0.00
10E000 2114 1190 00 000000	CLASSIFIED STAFF	\$60,546.06	\$0.00	\$0.00	\$0.00	\$0.00
10E000 2212 1190 00 000000	CLASSIFIED STAFF	\$56,372.55	\$0.00	\$0.00	\$0.00	\$0.00
10E000 2212 2110 00 000000	DIRECTOR BD PD TRS	\$14,604.48	\$0.00	\$0.00	\$0.00	\$0.00
10E000 2212 2112 00 000000	DIRECTOR BD PAID THIS	\$1,736.31	\$0.00	\$0.00	\$0.00	\$0.00
10E000 2212 2113 00 000000	TRS 2.2 BD SHARE/TLA	\$941.18	\$0.00	\$0.00	\$0.00	\$0.00
10E000 2212 2114 00 000000	THIS BD SHARE/TLA	\$1,492.90	\$0.00	\$0.00	\$0.00	\$0.00
10E000 2114 2210 00 000000	EMP LIFE INS/TLA ASST	\$69.12	\$0.00	\$0.00	\$0.00	\$0.00
10E000 2114 2220 00 000000	EMP MEDICAL INS/TLA ASST	\$13,644.48	\$0.00	\$0.00	\$0.00	\$0.00
10E000 2114 2230 00 000000	EMP DENTAL INS/TLA ASST	\$421.80	\$0.00	\$0.00	\$0.00	\$0.00
10E000 2212 2210 00 000000	EMP LIFE INS/TLA	\$312.72	\$0.00	\$0.00	\$0.00	\$0.00
10E000 2212 2220 00 000000	EMP MEDICAL INS/TLA	\$27,796.44	\$0.00	\$0.00	\$0.00	\$0.00
10E000 2212 2230 00 000000	EMP DENTAL INS/TLA	\$843.60	\$0.00	\$0.00	\$0.00	\$0.00
10E000 1100 3140 00 000000	PURCHASED SERVICES/DISTRICT	\$32,160.00	\$83,478.26	\$105,630.00	\$0.00	\$0.00
10E000 1100 4100 00 000000	GENERAL SUPPLIES/DIS	\$47,000.00	\$9,696.54	\$46,100.00	\$0.00	\$0.00
10E000 1100 4190 00 000000	SMALL EQUIPMENT	\$250.00	\$0.00	\$250.00	\$0.00	\$0.00
10E000 1100 4200 00 000000	TEXTBOOKS	\$5,000.00	\$629.37	\$5,000.00	\$0.00	\$0.00
10E000 1100 4210 00 000000	CONSUMABLES	\$129,670.00	\$108,411.12	\$130,000.00	\$0.00	\$0.00
10E000 1100 4220 00 000000	SUPP MTLS FOR TEXTS	\$59,880.00	\$47,837.03	\$59,880.00	\$0.00	\$0.00
10E000 1100 5500 00 000000	EQUIPMENT/DIST	\$0.00	\$0.00	\$1,000.00	\$0.00	\$0.00
10E000 2212 1122 00 000000	SUMMER WORK/CURR DEV	\$25,000.00	\$17,160.00	\$27,350.00	\$0.00	\$0.00
10E000 2212 1123 00 000000	CURR COMM/CURR DEV	\$45,000.00	\$36,701.60	\$45,940.00	\$0.00	\$0.00
10E000 2212 3140 00 000000	PURCHASED SVC/CURR DEV	\$55,000.00	\$24,675.00	\$25,000.00	\$0.00	\$0.00
10E000 2212 3320 00 000000	CONF/MTG/WKSHP/CURR	\$30,000.00	\$27,211.71	\$55,000.00	\$0.00	\$0.00
10E000 2212 3600 00 000000	PRINTING/CURR DEV	\$250.00	\$0.00	\$250.00	\$0.00	\$0.00
10E000 2212 4100 00 000000	GENERAL SUPPLIES/CUR	\$1,520.00	\$2,129.00	\$5,500.00	\$0.00	\$0.00
10E000 2212 4700 00 000000	SOFTWARE/CURR DEV	\$0.00	\$0.00	\$2,000.00	\$0.00	\$0.00
10E000 2212 6400 00 000000	DUES & FEES	\$500.00	\$0.00	\$500.00	\$0.00	\$0.00
10E000 2213 3140 00 000000	PROFESSIONAL DEVELOPMENT/CONTRACT	\$34,600.00	\$24,251.51	\$34,600.00	\$0.00	\$0.00
10E000 2230 3140 00 000000	PURCHASED SERVICES/TEST SVCS	\$10,000.00	\$6,990.00	\$10,000.00	\$0.00	\$0.00
40E000 2212 3313 00 000000	TLA/TRANSPORTATION	\$1,250.00	\$0.00	\$1,250.00	\$0.00	\$0.00
40E000 2550 3313 00 172500	FIELD TRIPS/OUTDOOR	\$0.00	\$2,861.37	\$0.00	\$0.00	\$0.00
40E000 2550 3314 00 000000	MUSIC TRIPS/REG TRAN	\$4,500.00	\$3,431.16	\$4,500.00	\$0.00	\$0.00
		\$0.00	\$0.00	\$0.00	\$0.00	\$0.00
	<b>Subtotal-TLA</b>	<b>\$808,029.19</b>	<b>\$395,463.67</b>	<b>\$559,750.00</b>	<b>\$0.00</b>	<b>\$0.00</b>
<b>Language Programs</b>						
10E000 1800 1150 00 000000	CERTIFIED ADMINISTRATOR	\$122,030.82	\$0.00	\$0.00	\$0.00	\$0.00
10E000 1800 1160 00 000000	CLASSIFIED STAFF	\$34,724.25	\$0.00	\$0.00	\$0.00	\$0.00
10E000 1800 2110 00 000000	DIRECTOR BD PD TRS	\$12,068.98	\$0.00	\$0.00	\$0.00	\$0.00
10E000 1800 2112 00 000000	DIRECTOR BD PAID THIS	\$1,434.87	\$0.00	\$0.00	\$0.00	\$0.00
10E000 1800 2113 00 000000	TRS 2.2 BD SHARE/ESL	\$777.78	\$0.00	\$0.00	\$0.00	\$0.00
10E000 1800 2114 00 000000	THIS BD SHARE/ESL	\$1,233.72	\$0.00	\$0.00	\$0.00	\$0.00
10E000 1800 2210 00 000000	EMP LIFE INS/ESL	\$270.48	\$0.00	\$0.00	\$0.00	\$0.00
10E000 1800 2220 00 000000	EMP MEDICAL INS/ESL	\$33,083.28	\$0.00	\$0.00	\$0.00	\$0.00
10E000 1800 2230 00 000000	EMP DENTAL INS/ESL	\$843.60	\$0.00	\$0.00	\$0.00	\$0.00

10E000 1100 4100 21 000000	REGULAR PROGRAMS	\$9,000.00	\$5,699.86	\$9,000.00	\$0.00	\$0.00
10E000 1100 4190 21 000000	REGULAR PROGRAMS	\$500.00	\$860.51	\$1,000.00	\$0.00	\$0.00
10E000 1800 1120 00 000000	EX DUTY STIPENDS/ESL	\$6,500.00	\$1,864.17	\$6,500.00	\$4,555.00	\$4,826.75
10E000 1125 4100 00 000000	PRE-K AT RISK	\$5,000.00	\$4,269.41	\$5,000.00	\$0.00	\$0.00
10E000 1125 4110 00 000000	PRE-K AT RISK	\$4,625.00	\$2,254.19	\$4,625.00	\$0.00	\$0.00
10E000 1800 3140 00 000000	ESL PROGRAMS	\$20,000.00	\$18,936.97	\$20,000.00	\$0.00	\$0.00
10E000 1800 3320 00 000000	ESL PROGRAMS	\$3,500.00	\$1,099.00	\$4,900.00	\$0.00	\$0.00
10E000 1800 4100 00 000000	ESL PROGRAMS	\$4,000.00	\$692.59	\$5,000.00	\$0.00	\$0.00
10E000 1800 4190 00 000000	ESL PROGRAMS	\$240.00	\$0.00	\$240.00	\$0.00	\$0.00
10E000 1800 6400 00 000000	ESL PROGRAMS	\$240.00	\$0.00	\$240.00	\$0.00	\$0.00
10E000 1810 4100 00 000000	DUAL PROGRAMS	\$10,000.00	\$4,119.47	\$10,000.00	\$0.00	\$0.00
10E000 1820 3140 00 000000	EMERGENCY IMMIGRANT	\$0.00	\$0.00	\$0.00	\$0.00	\$0.00
10E000 1830 3140 00 490900	TITLE III	\$0.00	\$0.00	\$0.00	\$0.00	\$0.00
10E000 1810 4100 00 490900	TITLE III	\$0.00	\$6,240.00	\$0.00	\$0.00	\$0.00
10E000 1830 4100 00 490900	TITLE III	\$900.00	\$178.22	\$4,668.00	\$0.00	\$0.00
10E000 2213 3320 21 000000	STAFF DEVELOPMENT	\$2,500.00	\$3,331.00	\$3,000.00	\$0.00	\$0.00
10E000 2214 3140 00 490900	PROFESSIONAL DEVELOPMENT	\$10,198.20	\$2,600.00	\$7,800.00	\$0.00	\$0.00
10E000 3100 3140 00 490900	TITLE III	\$0.00	\$5,200.00	\$0.00	\$0.00	\$0.00
10E000 3100 4100 00 490900	COMM SVCS - GRANTS	\$250.00	\$103.73	\$200.00	\$0.00	\$0.00
10E000 3500 3000 00 474000	IEP GRANT	\$0.00	\$0.00	\$1,000.00	\$0.00	\$0.00
10E000 3500 3140 00 474000	IEP GRANT	\$0.00	\$0.00	\$0.00	\$0.00	\$0.00
10E000 3500 3315 00 474000	IEP GRANT	\$0.00	\$0.00	\$0.00	\$0.00	\$0.00
10E000 3500 4100 00 474000	IEP GRANT	\$0.00	\$0.00	\$0.00	\$0.00	\$0.00
10E000 3801 3140 00 000000	PRE-K AT RISK BIRTH - 3	\$380.00	\$0.00	\$380.00	\$0.00	\$0.00
10E000 3801 3140 00 370501	PRE-K AT RISK BIRTH - 3	\$0.00	\$0.00	\$0.00	\$0.00	\$0.00
10E000 3801 3320 00 000000	PRE-K AT RISK BIRTH - 3	\$460.00	\$306.00	\$460.00	\$0.00	\$0.00
10E000 3801 4100 00 000000	PRE-K AT RISK BIRTH - 3	\$400.00	\$258.00	\$400.00	\$0.00	\$0.00
10E000 3801 4100 00 370501	PRE-K AT RISK BIRTH - 3	\$0.00	\$0.00	\$0.00	\$0.00	\$0.00
10E000 3801 4110 00 370501	PRE-K AT RISK BIRTH - 3	\$0.00	\$0.00	\$0.00	\$0.00	\$0.00
10E000 3801 4110 00 000000	PRE-K AT RISK BIRTH - 3	\$250.00	\$0.00	\$250.00	\$0.00	\$0.00
10E120 1800 4100 00 000000	ESL PROGRAMS	\$0.00	\$45.56	\$0.00	\$0.00	\$0.00
		\$0.00	\$0.00	\$0.00	\$0.00	\$0.00
<b>1800</b>	<b>Subtotal-Language Programs</b>	<b>\$285,410.98</b>	<b>\$58,058.68</b>	<b>\$84,663.00</b>	<b>\$4,555.00</b>	<b>\$4,826.75</b>
<b>Special Education</b>						
10E000 1216 1110 00 000000	BEHAVIOR SPECIALIST	\$103,846.00	\$0.00	\$0.00	\$0.00	\$0.00
10E000 1224 1110 00 000000	INSTRUCTIONAL COACH	\$89,856.00	\$0.00	\$0.00	\$0.00	\$0.00
10E000 2330 1150 00 000000	CERTIFIED ADMINISTRATOR	\$142,540.20	\$0.00	\$0.00	\$0.00	\$0.00
10E000 2330 1160 00 000000	CLASSIFIED STAFF	\$49,240.12	\$0.00	\$0.00	\$0.00	\$0.00
10E000 1216 2113 00 000000	TRS 2.2 BD SHARE/SPED	\$602.31	\$0.00	\$0.00	\$0.00	\$0.00
10E000 1216 2114 00 000000	THIS BD SHARE/SPED	\$955.38	\$0.00	\$0.00	\$0.00	\$0.00
10E000 1224 2113 00 000000	TRS 2.2 BD SHARE/SPED COACH	\$521.16	\$0.00	\$0.00	\$0.00	\$0.00
10E000 1224 2114 00 000000	THIS BD SHARE/SPED COACH	\$826.68	\$0.00	\$0.00	\$0.00	\$0.00
10E000 2330 2110 00 000000	DIRECTOR BD PD TRS	\$14,097.38	\$0.00	\$0.00	\$0.00	\$0.00
10E000 2330 2112 00 000000	DIRECTOR BD PAID THIS	\$1,676.02	\$0.00	\$0.00	\$0.00	\$0.00
10E000 2330 2113 00 000000	TRS 2.2 BD SHARE/SPED	\$908.50	\$0.00	\$0.00	\$0.00	\$0.00
10E000 2330 2114 00 000000	THIS BD SHARE/SPED	\$1,441.07	\$0.00	\$0.00	\$0.00	\$0.00
10E000 1216 2210 00 000000	EMP LIFE INS/SPED	\$69.12	\$0.00	\$0.00	\$0.00	\$0.00
10E000 1216 2220 00 000000	EMP MEDICAL INS/SPED	\$6,214.56	\$0.00	\$0.00	\$0.00	\$0.00
10E000 1216 2230 00 000000	EMP DENTAL INS/SPED	\$421.80	\$0.00	\$0.00	\$0.00	\$0.00
10E000 1224 2210 00 000000	EMP LIFE INS/SPED COACH	\$69.12	\$0.00	\$0.00	\$0.00	\$0.00



10E000 1224 2220 00 000000	EMP MEDICAL INS/SPED COACH	\$8,037.12	\$0.00	\$0.00	\$0.00	\$0.00
10E000 1224 2230 00 000000	EMP DENTAL INS/SPED COACH	\$421.80	\$0.00	\$0.00	\$0.00	\$0.00
10E000 2330 2210 00 000000	EMP LIFE INS/SPED	\$373.44	\$0.00	\$0.00	\$0.00	\$0.00
10E000 2330 2220 00 000000	EMP MEDICAL INS/SPED	\$23,176.44	\$0.00	\$0.00	\$0.00	\$0.00
10E000 2330 2230 00 000000	EMP DENTAL INS/SPED	\$843.60	\$0.00	\$0.00	\$0.00	\$0.00
10E000 1217 3320 00 000000	CONF/WKSHP/ELEM	\$0.00	\$262.50	\$1,000.00	\$0.00	\$0.00
10E000 1217 4100 00 000000	SUPPLIES/ELEM	\$3,000.00	\$2,301.54	\$3,000.00	\$0.00	\$0.00
10E000 1217 4190 00 000000	SMALL EQUIP/ELEM	\$1,000.00	\$0.00	\$1,000.00	\$0.00	\$0.00
10E000 1217 5500 00 000000	EQUIPMENT/ELEM	\$0.00	\$0.00	\$600.00	\$0.00	\$0.00
10E000 1218 3320 00 000000	CONF/WKSHP/HADLEY	\$0.00	\$0.00	\$750.00	\$0.00	\$0.00
10E000 1218 4100 00 000000	SUPPLIES/HADLEY	\$1,750.00	\$2,105.94	\$1,750.00	\$0.00	\$0.00
10E000 1218 4190 00 000000	SMALL EQUIP/HADLEY	\$1,250.00	\$0.00	\$1,250.00	\$0.00	\$0.00
10E000 1219 3320 00 000000	CONF/WKSHP/EC	\$0.00	\$0.00	\$500.00	\$0.00	\$0.00
10E000 1219 4100 00 000000	SUPPLIES/EC	\$500.00	\$0.00	\$0.00	\$0.00	\$0.00
10E000 1219 4190 00 000000	SMALL EQUIP/EC	\$0.00	\$0.00	\$0.00	\$0.00	\$0.00
10E000 1220 3320 00 000000	CONF/MTG/WKSHP/RIT-INCL	\$0.00	\$0.00	\$550.00	\$0.00	\$0.00
10E000 1220 4100 00 000000	SUPPLIES/RIT-INCL	\$7,500.00	\$0.00	\$7,500.00	\$0.00	\$0.00
10E000 1220 4190 00 000000	SMALL EQUIPMENT/RIT-INCL	\$1,000.00	\$0.00	\$1,000.00	\$0.00	\$0.00
10E000 1220 4700 00 000000	SOFTWARE/INCL	\$2,000.00	\$1,555.50	\$2,000.00	\$0.00	\$0.00
10E000 1220 5500 00 000000	EQUIPMENT/RIT-INCL	\$0.00	\$0.00	\$1,000.00	\$0.00	\$0.00
10E000 1225 4110 00 000000	ECE STUDENT SNACKS	\$0.00	\$0.00	\$0.00	\$0.00	\$0.00
10E000 2110 3320 00 000000	CONF/WKSHP//SOC WORK	\$0.00	\$161.00	\$500.00	\$0.00	\$0.00
10E000 2110 4100 00 000000	GENERAL SUPPLIES/SOC WORK	\$1,250.00	\$391.00	\$1,250.00	\$0.00	\$0.00
10E000 2130 3140 00 000000	PURCHASED SERVICE/ HEALTH	\$25,000.00	\$21,781.25	\$25,000.00	\$0.00	\$0.00
10E000 2130 3320 00 000000	CONF/WKSHP//HEALTH	\$0.00	\$0.00	\$250.00	\$0.00	\$0.00
10E000 2130 4100 00 000000	HEALTH SUPPLIES/DIST	\$2,000.00	\$1,319.81	\$2,000.00	\$0.00	\$0.00
10E000 2130 5500 00 000000	EQUIPMENT/HEALTH	\$0.00	\$0.00	\$1,000.00	\$0.00	\$0.00
10E000 2140 3140 00 000000	PURCH SERV/PSYCH/	\$13,000.00	\$12,758.50	\$25,000.00	\$0.00	\$0.00
10E000 2140 3320 00 000000	CONF/MTG/WKSHP/PSYCH	\$0.00	\$579.00	\$300.00	\$0.00	\$0.00
10E000 2140 4100 00 000000	SUPPLIES//PSYCH	\$3,200.00	\$3,154.29	\$3,200.00	\$0.00	\$0.00
10E000 2142 3140 00 000000	PURCH SVCS/PRESCHOOL SCREEN	\$0.00	\$0.00	\$0.00	\$0.00	\$0.00
10E000 2142 4100 00 000000	GEN SUPPLIES/PRESCHOOL SCREEN	\$0.00	\$0.00	\$0.00	\$0.00	\$0.00
10E000 2150 3320 00 000000	CONF/WKSHP//SPEECH	\$0.00	\$820.00	\$500.00	\$0.00	\$0.00
10E000 2150 4100 00 000000	SUPPLIES//SPEECH/DIST	\$2,000.00	\$1,765.27	\$2,000.00	\$0.00	\$0.00
10E000 2330 3140 00 000000	PURCH SVCS/SPEC SERV/	\$37,000.00	\$33,865.14	\$27,000.00	\$0.00	\$0.00
10E000 2330 3320 00 000000	CONF/MTGS/SPEC SVC/	\$7,850.00	\$1,668.00	\$4,000.00	\$0.00	\$0.00
10E000 2330 4100 00 000000	SUPPLIES/SPEC SVCS	\$2,500.00	\$2,010.35	\$2,500.00	\$0.00	\$0.00
10E000 2330 4190 00 000000	SMALL EQUIP//SPEC SVCS	\$1,000.00	\$0.00	\$1,000.00	\$0.00	\$0.00
10E000 2330 5500 00 000000	EQUIPMENT/SPEC SVCS	\$2,600.00	\$0.00	\$12,000.00	\$0.00	\$0.00
10E000 2330 6400 00 000000	DUES & FEES/SPEC SVCS	\$2,000.00	\$425.00	\$2,000.00	\$0.00	\$0.00
		\$0.00	\$0.00	\$0.00	\$0.00	\$0.00
		\$0.00	\$0.00	\$0.00	\$0.00	\$0.00
<b>1200s &amp; 2300s</b>	<b>Subtotal-Special Education</b>	<b>\$563,537.82</b>	<b>\$86,924.09</b>	<b>\$131,400.00</b>	<b>\$0.00</b>	<b>\$0.00</b>
<b>Superintendent Office</b>						
10E000 2320 1150 00 000000	CERTIFIED ADMINISTRATOR	\$229,392.05	\$0.00	\$0.00	\$0.00	\$0.00
10E000 2320 1190 00 000000	CLASSIFIED STAFF	\$68,913.23	\$0.00	\$0.00	\$0.00	\$0.00
10E000 2320 2110 00 000000	DIRECTOR BD PD TRS	\$11,239.61	\$0.00	\$0.00	\$0.00	\$0.00
10E000 2320 2112 00 000000	DIRECTOR BD PAID THIS	\$1,336.26	\$0.00	\$0.00	\$0.00	\$0.00
10E000 2320 2113 00 000000	TRS 2.2 BD SHARE	\$724.33	\$0.00	\$0.00	\$0.00	\$0.00
10E000 2320 2114 00 000000	THIS BD SHARE	\$1,148.94	\$0.00	\$0.00	\$0.00	\$0.00

10E000 2320 2210 00 000000	EMP LIFE INS/SUP OFFICE	\$379.68	\$0.00	\$0.00	\$0.00	\$0.00
10E000 2320 2220 00 000000	EMP MEDICAL INS/SUP OFFICE	\$27,756.36	\$0.00	\$0.00	\$0.00	\$0.00
10E000 2320 2230 00 000000	EMP DENTAL INS/SUP OFFICE	\$843.60	\$0.00	\$0.00	\$0.00	\$0.00
10E000 2310 2312 00 000000	FLEX ADMIN FEE	\$54,500.00	\$52,420.27	\$25,000.00	\$0.00	\$0.00
10E000 2310 2340 00 000000	THIS CONTRIBUTION/RET	\$71,250.00	\$69,734.31	\$102,000.00	\$0.00	\$0.00
10E000 2310 3110 00 000000	PROFESSIONAL SERVICES FOR ADMIN	\$30,000.00	\$24,068.00	\$40,000.00	\$0.00	\$0.00
10E000 2310 3180 00 000000	CONTRACTED LEGAL SERVICES	\$175,000.00	\$227,655.83	\$175,000.00	\$0.00	\$0.00
10E000 2310 3320 00 000000	CONFERENCE/WORKSHOP EXPENSES	\$5,000.00	\$7,853.00	\$7,000.00	\$0.00	\$0.00
10E000 2310 4100 00 000000	GENERAL SUPPLIES	\$5,000.00	\$5,799.00	\$6,000.00	\$0.00	\$0.00
10E000 2310 6400 00 000000	PROFESSIONAL DUES & FEES	\$15,000.00	\$12,185.00	\$15,000.00	\$0.00	\$0.00
10E000 2320 3110 00 000000	PROFESSIONAL SERVICES FOR ADMIN	\$9,000.00	\$330.00	\$9,000.00	\$0.00	\$0.00
10E000 2320 3320 00 000000	CONFERENCE/WORKSHOP EXPENSES	\$10,000.00	\$3,470.00	\$10,000.00	\$0.00	\$0.00
10E000 2320 4100 00 000000	GENERAL SUPPLIES	\$6,500.00	\$2,661.14	\$6,500.00	\$0.00	\$0.00
10E000 2320 6400 00 000000	PROFESSIONAL DUES & FEES	\$5,500.00	\$4,048.23	\$5,500.00	\$0.00	\$0.00
10E000 2621 3140 00 000000	PROFESSIONAL SERVICES	\$6,000.00	\$0.00	\$6,000.00	\$0.00	\$0.00
10E000 2621 3320 00 000000	CONFERENCE/WORKSHOP EXPENSES	\$5,000.00	\$380.00	\$5,000.00	\$0.00	\$0.00
10E000 2621 4100 00 000000	GENERAL SUPPLIES	\$5,000.00	\$0.00	\$6,000.00	\$0.00	\$0.00
10E000 2621 6400 00 000000	PROFESSIONAL DUES & FEES	\$1,500.00	\$1,500.00	\$1,500.00	\$0.00	\$0.00
10E000 2626 3140 00 000000	PROFESSIONAL SERVICES	\$0.00	\$0.00	\$4,000.00	\$0.00	\$0.00
10E000 2626 4100 00 000000	GENERAL SUPPLIES	\$0.00	\$0.00	\$2,500.00	\$0.00	\$0.00
10E000 3010 4100 00 000000	GENERAL SUPPLIES	\$13,000.00	\$9,499.50	\$13,000.00	\$0.00	\$0.00
		\$0.00	\$0.00	\$0.00	\$0.00	\$0.00
2320	Subtotal-Superintendent	\$758,984.06	\$421,604.28	\$439,000.00	\$0.00	\$0.00
<b>Fiscal Services</b>						
10E000 2510 1150 00 000000	CERTIFIED ADMINISTRATOR	\$160,998.65	\$0.00	\$0.00	\$0.00	\$0.00
10E000 2520 1160 00 000000	CLASSIFIED STAFF	\$56,488.57	\$0.00	\$0.00	\$0.00	\$0.00
10E000 2520 1160 00 430000	CLASSIFIED STAFF - TITLE I	\$8,282.00	\$0.00	\$0.00	\$0.00	\$0.00
10E000 2520 1190 00 000000	CLASSIFIED STAFF	\$173,982.62	\$0.00	\$0.00	\$0.00	\$0.00
40E000 2550 1190 00 000000	CLASSIFIED STAFF - TRANS	\$4,652.74	\$0.00	\$0.00	\$0.00	\$0.00
10E000 2510 2110 00 000000	DIRECTOR BD PD TRS	\$15,922.94	\$0.00	\$0.00	\$0.00	\$0.00
10E000 2510 2112 00 000000	DIRECTOR BD PAID THIS	\$1,893.06	\$0.00	\$0.00	\$0.00	\$0.00
10E000 2510 2113 00 000000	TRS 2.2 BD SHARE	\$1,026.15	\$0.00	\$0.00	\$0.00	\$0.00
10E000 2510 2114 00 000000	THIS BD SHARE	\$1,627.68	\$0.00	\$0.00	\$0.00	\$0.00
10E000 2510 2210 00 000000	EMP LIFE INS/FISCAL SVC	\$247.56	\$0.00	\$0.00	\$0.00	\$0.00
10E000 2510 2220 00 000000	EMP MEDICAL INS/FISCAL SVC	\$8,037.12	\$0.00	\$0.00	\$0.00	\$0.00
10E000 2510 2230 00 000000	EMP DENTAL INS/FISCAL SVC	\$421.80	\$0.00	\$0.00	\$0.00	\$0.00
10E000 2520 2210 00 000000	EMP LIFE INS/BIS OFFICE	\$276.48	\$0.00	\$0.00	\$0.00	\$0.00
10E000 2520 2220 00 000000	EMP MEDICAL INS/BIS OFFICE	\$41,871.00	\$0.00	\$0.00	\$0.00	\$0.00
10E000 2520 2230 00 000000	EMP DENTAL INS/BIS OFFICE	\$1,687.20	\$0.00	\$0.00	\$0.00	\$0.00
10E000 1100 4100 00 173100	GENERAL SUPPLIES	\$0.00	\$4,299.75	\$0.00	\$0.00	\$0.00
10E000 2310 3170 00 000000	CONTRACTED AUDIT SERVICES	\$44,250.00	\$50,750.00	\$36,550.00	\$0.00	\$0.00
10E000 2310 3801 00 000000	PROP CASUALTY & LIABILITY INSU	\$105,087.00	\$84,573.00	\$93,987.00	\$0.00	\$0.00
10E000 2310 3803 00 000000	WORKERS COMPENSATION INSURANCE	\$193,731.00	\$172,850.00	\$220,022.00	\$0.00	\$0.00
10E000 2310 3806 00 000000	BOND PREMIUM INSURANCE	\$13,000.00	\$12,962.00	\$6,000.00	\$0.00	\$0.00
10E000 2310 3810 00 000000	STUDENT INSURANCE PREMIUM	\$19,143.00	\$19,791.00	\$21,160.00	\$0.00	\$0.00
10E000 2510 3320 00 000000	CONFERENCE/WORKSHOP EXPENSES	\$1,000.00	\$673.00	\$1,000.00	\$0.00	\$0.00
10E000 2510 4100 00 000000	GENERAL SUPPLIES	\$100.00	\$0.00	\$100.00	\$0.00	\$0.00
10E000 2510 6400 00 000000	PROFESSIONAL DUES & FEES	\$500.00	\$225.00	\$500.00	\$0.00	\$0.00
10E000 2520 3110 00 000000	PROFESSIONAL SERVICES FOR ADMIN	\$10,600.00	\$1,298.00	\$18,600.00	\$0.00	\$0.00
10E000 2520 3252 00 000000	POSTAGE METER LEASE	\$7,000.00	\$6,939.12	\$7,000.00	\$0.00	\$0.00

10E000 2520 3320 00 000000	CONFERENCE/WORKSHOP EXPENSES	\$3,500.00	\$2,416.40	\$3,500.00	\$0.00	\$0.00
10E000 2520 3410 00 000000	POSTAGE	\$14,000.00	\$9,752.74	\$16,000.00	\$0.00	\$0.00
10E000 2520 3500 00 000000	LEGAL NOTICES	\$2,500.00	\$619.00	\$5,150.00	\$0.00	\$0.00
10E000 2520 4100 00 000000	GENERAL SUPPLIES	\$11,208.00	\$8,504.43	\$13,650.00	\$0.00	\$0.00
10E000 2520 4190 00 000000	SMALL EQUIPMENT	\$1,000.00	\$175.00	\$1,000.00	\$0.00	\$0.00
10E000 2520 5500 00 000000	CAPITAL EQUIPMENT	\$3,700.00	\$0.00	\$3,700.00	\$0.00	\$0.00
10E000 2520 6400 00 000000	PROFESSIONAL DUES & FEES	\$1,899.00	\$385.00	\$1,899.00	\$0.00	\$0.00
10E000 2520 6410 00 000000	BANK FEES	\$45,000.00	\$36,376.24	\$45,000.00	\$0.00	\$0.00
10E000 2560 3150 00 000000	CONTRACTED FOOD SERVICES	\$660,000.00	\$649,819.74	\$600,000.00	\$0.00	\$0.00
10E000 2560 4100 00 000000	GENERAL SUPPLIES	\$2,500.00	\$0.00	\$0.00	\$0.00	\$0.00
10E000 2560 5500 00 000000	CAPITAL EQUIPMENT	\$2,150.00	\$0.00	\$3,000.00	\$0.00	\$0.00
10E000 2560 6400 00 000000	PROFESSIONAL DUES & FEES	\$2,600.00	\$2,595.00	\$2,500.00	\$0.00	\$0.00
10E000 2574 3600 00 000000	PRINTING	\$1,000.00	\$0.00	\$1,500.00	\$0.00	\$0.00
		\$0.00	\$0.00	\$0.00	\$0.00	\$0.00
		\$0.00	\$0.00	\$0.00	\$0.00	\$0.00
		\$0.00	\$0.00	\$0.00	\$0.00	\$0.00
<b>2510 &amp; 2520</b>	<b>Subtotal-Fiscal Services</b>	<b>\$1,622,883.57</b>	<b>\$1,065,004.42</b>	<b>\$1,101,818.00</b>	<b>\$0.00</b>	<b>\$0.00</b>
<b>Communications</b>						
10E000 2630 1150 00 000000	CLASSIFIED ADMINISTRATOR	\$118,376.81	\$0.00	\$0.00	\$0.00	\$0.00
10E000 2630 1190 00 000000	CLASSIFIED STAFF	\$79,953.74	\$0.00	\$0.00	\$0.00	\$0.00
10E000 2630 2210 00 000000	EMP LIFE INS/COMMUNICATIONS	\$264.48	\$0.00	\$0.00	\$0.00	\$0.00
10E000 2630 2220 00 000000	EMP MEDICAL INS/COMMUNICATIONS	\$33,435.12	\$0.00	\$0.00	\$0.00	\$0.00
10E000 2630 2230 00 000000	EMP DENTAL INS/COMMUNICATIONS	\$843.60	\$0.00	\$0.00	\$0.00	\$0.00
10E000 2630 3110 00 000000	CONSULTANT SERV/INFO SVCS	\$0.00	\$261.00	\$1,000.00	\$0.00	\$0.00
10E000 2630 3140 00 000000	PURCHASED SVCS/INFO SVCS	\$8,500.00	\$11,674.00	\$16,500.00	\$0.00	\$0.00
10E000 2630 3320 00 000000	CONF/MTG/WKSH/IN/ SVCS	\$1,000.00	\$631.70	\$5,000.00	\$0.00	\$0.00
10E000 2630 3610 00 000000	DISTRICT PUBLICATIONS	\$30,000.00	\$17,481.39	\$30,000.00	\$0.00	\$0.00
10E000 2630 4190 00 000000	SMALL EQUIP/INFO SVCS	\$0.00	\$0.00	\$0.00	\$0.00	\$0.00
10E000 2630 4190 00 000000	EQUIPMENT/INFO SVCS	\$0.00	\$0.00	\$0.00	\$0.00	\$0.00
10E000 2630 4700 00 000000	S/W SUBSCRIPTIONS/INFO SVCS	\$1,200.00	\$1,166.25	\$1,200.00	\$0.00	\$0.00
10E000 2630 6400 00 000000	DUES & FEES/INFO SVCS	\$2,500.00	\$1,272.00	\$2,500.00	\$0.00	\$0.00
		\$0.00	\$0.00	\$0.00	\$0.00	\$0.00
		\$0.00	\$0.00	\$0.00	\$0.00	\$0.00
		\$0.00	\$0.00	\$0.00	\$0.00	\$0.00
<b>2630</b>	<b>Subtotal-Communications</b>	<b>\$276,073.75</b>	<b>\$32,486.34</b>	<b>\$56,200.00</b>	<b>\$0.00</b>	<b>\$0.00</b>
<b>Human Resources</b>						
10E000 2640 1150 00 000000	CERTIFIED ADMINISTRATOR	\$149,721.56	\$0.00	\$0.00	\$0.00	\$0.00
10E000 2640 1190 00 000000	CLASSIFIED STAFF	\$115,188.90	\$0.00	\$0.00	\$0.00	\$0.00
10E000 2640 2110 00 000000	DIRECTOR BD PD TRS	\$14,807.63	\$0.00	\$0.00	\$0.00	\$0.00
10E000 2640 2112 00 000000	DIRECTOR BD PAID THIS	\$1,760.46	\$0.00	\$0.00	\$0.00	\$0.00
10E000 2640 2113 00 000000	TRS 2.2 BD SHARE	\$954.27	\$0.00	\$0.00	\$0.00	\$0.00
10E000 2640 2114 00 000000	THIS BD SHARE	\$1,513.67	\$0.00	\$0.00	\$0.00	\$0.00
10E000 2640 2210 00 000000	EMP LIFE INS/HR	\$316.20	\$0.00	\$0.00	\$0.00	\$0.00
10E000 2640 2220 00 000000	EMP MEDICAL INS/HR	\$24,215.28	\$0.00	\$0.00	\$0.00	\$0.00
10E000 2640 2230 00 000000	EMP DENTAL INS/HR	\$421.80	\$0.00	\$0.00	\$0.00	\$0.00
10E000 1100 3330 00 000000	CONTRACT TRAVEL	\$1,200.00	\$0.00	\$1,200.00	\$0.00	\$0.00
10E000 1216 3330 00 000000	CONTRACT TRAVEL	\$750.00	\$456.02	\$750.00	\$0.00	\$0.00
10E000 1220 3330 00 000000	CONTRACT TRAVEL	\$1,000.00	\$674.10	\$1,000.00	\$0.00	\$0.00
10E000 1251 4100 00 430000	GENERAL SUPPLIES	\$0.00	\$0.00	\$1,000.00	\$0.00	\$0.00
10E000 1800 3330 00 000000	CONTRACT TRAVEL	\$650.00	\$686.63	\$650.00	\$0.00	\$0.00

10E000 2110 3330 00 000000	CONTRACT TRAVEL	\$300.00	\$217.00	\$300.00	\$0.00	\$0.00
10E000 2130 3330 00 000000	CONTRACT TRAVEL	\$200.00	\$0.00	\$200.00	\$0.00	\$0.00
10E000 2140 3330 00 000000	CONTRACT TRAVEL	\$200.00	\$0.00	\$200.00	\$0.00	\$0.00
10E000 2213 3140 00 430000	PROFESSIONAL SERVICES	\$0.00	\$0.00	\$5,700.00	\$0.00	\$0.00
10E000 2213 3140 00 493200	PURCHASED SVCS/TITLE II	\$0.00	\$81,574.00	\$81,574.00	\$8,231.08	\$7,169.33
10E000 2213 3320 00 430000	CONFERENCE/WORKSHOP EXPENSES	\$0.00	\$2,250.99	\$9,194.00	\$6,465.45	\$2,743.08
10E000 2213 4100 00 493200	GENERAL SUPPLIES	\$0.00	\$0.00	\$0.00	\$0.00	\$0.00
10E000 2310 3100 00 000000	STAFF IMMUNIZATIONS	\$1,000.00	\$0.00	\$1,000.00	\$0.00	\$0.00
10E000 2310 3804 00 000000	UNEMPLOYMENT INSURANCE	\$25,000.00	\$13,772.40	\$35,000.00	\$0.00	\$0.00
10E000 2310 4130 00 000000	RECOGNITION EVENT MATERAILS	\$5,000.00	\$3,650.76	\$5,000.00	\$0.00	\$0.00
10E000 2330 4100 00 430000	GENERAL SUPPLIES	\$0.00	\$1,640.00	\$2,000.00	\$0.00	\$0.00
10E000 2560 4110 00 430000	FOOD	\$0.00	\$0.00	\$0.00	\$0.00	\$0.00
10E000 2629 3140 00 000000	PURCHASED SERVICES/PDT	\$0.00	\$210.00	\$0.00	\$0.00	\$0.00
10E000 2629 3320 00 000000	CONFERENCE/WORKSHOP EXPENSES	\$0.00	\$0.00	\$0.00	\$0.00	\$0.00
10E000 2629 4100 00 000000	GENERAL SUPPLIES	\$0.00	\$0.00	\$500.00	\$0.00	\$0.00
10E000 2629 6400 00 000000	PROFESSIONAL DUES & FEES	\$0.00	\$0.00	\$325.00	\$0.00	\$0.00
10E000 2640 3140 00 000000	PROFESSIONAL SERVICES	\$70,825.00	\$50,828.92	\$49,000.00	\$0.00	\$0.00
10E000 2640 3320 00 000000	CONFERENCE/WORKSHOP EXPENSES	\$10,000.00	\$6,049.50	\$10,000.00	\$0.00	\$0.00
10E000 2640 3501 00 000000	RECRUITING ADS	\$500.00	\$0.00	\$500.00	\$0.00	\$0.00
10E000 2640 4100 00 000000	GENERAL SUPPLIES	\$1,200.00	\$381.70	\$1,200.00	\$0.00	\$0.00
10E000 2640 4100 05 000000	GENERAL SUPPLIES	\$30,000.00	\$12,498.75	\$46,000.00	\$0.00	\$0.00
10E000 2640 4190 00 000000	SMALL EQUIPMENT	\$400.00	\$0.00	\$400.00	\$0.00	\$0.00
10E000 2640 6400 00 000000	PROFESSIONAL DUES & FEES	\$1,000.00	\$374.00	\$1,000.00	\$0.00	\$0.00
10E000 2640 6420 00 000000	BACKGROUND CHECK FEES	\$10,000.00	\$3,287.00	\$10,000.00	\$0.00	\$0.00
10E000 3000 4100 00 430000	GENERAL SUPPLIES	\$80,725.17	\$30,202.20	\$53,521.00	\$0.00	\$0.00
10E000 3000 3320 00 493200	CONFERENCE/WORKSHOP EXPENSES	\$50,533.00	\$0.00	\$70,000.00	\$0.00	\$0.00
10E300 3000 4100 00 493200	GENERAL SUPPLIES	\$6,000.00	\$0.00	\$6,000.00	\$0.00	\$0.00
		\$0.00	\$0.00	\$0.00	\$0.00	\$0.00
		\$0.00	\$0.00	\$0.00	\$0.00	\$0.00
2640	Subtotal-Human Resources	\$605,382.94	\$208,753.97	\$393,214.00	\$14,696.53	\$9,912.41
<b>Technology Services</b>						
10E000 2660 1150 00 000000	CLASSIFIED ADMINISTRATOR	\$116,647.77	\$0.00	\$0.00	\$0.00	\$0.00
10E000 2660 1150 00 000000	CLASSIFIED STAFF	\$160,401.40	\$0.00	\$0.00	\$0.00	\$0.00
10E000 2660 2210 00 000000	EMP LIFE INS/TECH SVC	\$457.08	\$0.00	\$0.00	\$0.00	\$0.00
10E000 2660 2220 00 000000	EMP MEDICAL INS/TECH SVC	\$39,297.84	\$0.00	\$0.00	\$0.00	\$0.00
10E000 2660 2230 00 000000	EMP DENTAL INS/TECH SVC	\$1,265.40	\$0.00	\$0.00	\$0.00	\$0.00
10E000 2660 3110 00 000000	PURCHASED SVCS/DATA PROC	\$126,170.00	\$78,387.34	\$70,000.00	\$0.00	\$0.00
10E000 2660 3110 23 000000	PURCHASED SVCS/SKYWARD TRAININ	\$3,000.00	\$2,100.00	\$5,000.00	\$0.00	\$0.00
10E000 2660 3230 00 000000	EQUIPMENT REPAIR/DATA PROC	\$30,000.00	\$3,152.90	\$30,000.00	\$0.00	\$0.00
10E000 2660 3254 00 000000	EQUIPMENT LEASES/DATA PROC	\$530,000.00	\$639,327.00	\$646,317.00	\$0.00	\$0.00
10E000 2660 3258 00 000000	PRINTER SERVICES/TONER PROGRAM	\$70,000.00	\$45,807.64	\$80,000.00	\$0.00	\$0.00
10E000 2660 3320 00 000000	CONF/MTG/WKSHPS/DATA PROC	\$500.00	\$0.00	\$500.00	\$0.00	\$0.00
10E000 2660 4100 00 000000	SUPPLIES/DATA PROC	\$2,000.00	\$1,760.05	\$2,000.00	\$0.00	\$0.00
10E000 2660 4190 00 000000	SMALL EQUIP/DATA PROC	\$80,000.00	\$62,829.21	\$85,000.00	\$0.00	\$0.00
10E000 2660 4700 00 000000	SOFTWARE/DATA PROC	\$400,000.00	\$344,356.96	\$370,000.00	\$0.00	\$0.00
10E000 2660 5500 00 000000	EQUIPMENT/DATA PROC	\$130,000.00	\$129,576.42	\$114,000.00	\$0.00	\$0.00
10E000 2660 5501 00 000000	IEP REQUIRED TECH EQUIPMENT	\$0.00	\$0.00	\$3,000.00	\$0.00	\$0.00
10E000 2660 6400 00 000000	DUES & FEES/DATA PROC	\$250.00	\$0.00	\$250.00	\$0.00	\$0.00
		\$0.00	\$0.00	\$0.00	\$0.00	\$0.00
		\$0.00	\$0.00	\$0.00	\$0.00	\$0.00

<b>2660</b>	<b>Subtotal-Technology Services</b>	<b>\$1,689,989.49</b>	<b>\$1,307,297.52</b>	<b>\$1,406,067.00</b>	<b>\$0.00</b>	<b>\$0.00</b>
<b>Buildings and Grounds</b>						
20E000 2540 1150 00 000000	CLASSIFIED ADMINISTRATOR	\$105,897.85	\$0.00	\$0.00	\$0.00	\$0.00
20E000 2540 1180 00 000000	CLASSIFIED STAFF	\$236,956.05	\$0.00	\$0.00	\$0.00	\$0.00
20E000 2540 2210 00 000000	EMP LIFE INS/B&G	\$409.73	\$0.00	\$0.00	\$0.00	\$0.00
20E000 2540 2220 00 000000	EMP MEDICAL INS/B&G	\$31,432.75	\$0.00	\$0.00	\$0.00	\$0.00
20E000 2540 2230 00 000000	EMP DENTAL INS/B&G	\$1,855.92	\$0.00	\$0.00	\$0.00	\$0.00
10E000 1100 5501 00 000000	EQUIPMENT/DIST	\$40,000.00	\$944.00	\$40,000.00	\$0.00	\$0.00
10E000 2540 3400 00 000000	CELL PHONE ADMIN STIPENDS	\$20,000.00	\$14,275.00	\$0.00	\$0.00	\$0.00
20E000 2540 3201 00 000000	HVAC REPAIRS	\$50,000.00	\$47,073.63	\$50,000.00	\$0.00	\$0.00
20E000 2540 3202 00 000000	ELECTRICAL REPAIRS	\$18,500.00	\$17,939.29	\$18,500.00	\$0.00	\$0.00
20E000 2540 3203 00 000000	PLUMBING REPAIRS	\$15,000.00	\$15,278.14	\$15,000.00	\$0.00	\$0.00
20E000 2540 3210 00 000000	DISPOSAL SERVICES	\$45,000.00	\$51,994.68	\$45,000.00	\$0.00	\$0.00
20E000 2540 3220 00 000000	CONTRACT MAINTENANCE	\$512,000.00	\$460,470.42	\$512,500.00	\$0.00	\$0.00
20E000 2540 3221 00 000000	LAUNDRY SERVICES	\$6,500.00	\$5,353.70	\$6,500.00	\$0.00	\$0.00
20E000 2540 3230 00 000000	EQUIPMENT REPAIRS/DIST	\$7,000.00	\$7,528.41	\$7,000.00	\$0.00	\$0.00
20E000 2540 3231 00 000000	SYSTEMS MAINT/REPAIR	\$7,500.00	\$9,551.00	\$7,500.00	\$0.00	\$0.00
20E000 2540 3232 00 000000	VEHICLE REPAIRS	\$7,500.00	\$2,159.53	\$5,000.00	\$0.00	\$0.00
20E000 2540 3240 00 000000	ARCHITECTURAL/ENG FEES	\$230,000.00	\$11,955.00	\$250,000.00	\$0.00	\$0.00
20E000 2540 3257 00 000000	SPACE RENTAL/BLDG ADMIN	\$8,000.00	\$7,772.00	\$7,800.00	\$0.00	\$0.00
20E000 2540 3260 00 000000	TESTING & INSPECTIONS/DIST	\$5,000.00	\$15,011.50	\$15,000.00	\$0.00	\$0.00
20E000 2540 3320 00 000000	CONF/MTG/WKSH/MAINT	\$0.00	\$67.00	\$0.00	\$0.00	\$0.00
20E000 2540 3400 00 000000	TELEPHONE SERVICE/CENTREX	\$142,000.00	\$137,860.88	\$160,000.00	\$0.00	\$0.00
20E000 2540 3700 00 000000	WATER/SEWER SERVICES	\$50,000.00	\$52,358.90	\$50,000.00	\$0.00	\$0.00
20E000 2540 4100 00 000000	MAINTENANCE SUPPLIES	\$60,000.00	\$56,894.97	\$60,000.00	\$0.00	\$0.00
20E000 2540 4102 00 000000	OFFICE SUPPLIES/BLDG ADMIN	\$0.00	\$100.00	\$300.00	\$0.00	\$0.00
20E000 2540 4160 00 000000	CUSTODIAL SUPPLIES	\$105,000.00	\$103,829.27	\$105,000.00	\$0.00	\$0.00
20E000 2540 4190 00 000000	SMALL EQUIPMENT/DIST	\$110,000.00	\$76,499.16	\$130,000.00	\$0.00	\$0.00
20E000 2540 4640 00 000000	GASOLINE	\$12,000.00	\$6,048.46	\$12,000.00	\$0.00	\$0.00
20E000 2540 4650 00 000000	NATURAL GAS	\$210,000.00	\$95,329.79	\$210,000.00	\$0.00	\$0.00
20E000 2540 4660 00 000000	ELECTRICITY	\$370,000.00	\$326,220.05	\$370,000.00	\$0.00	\$0.00
20E000 2540 5500 00 000000	EQUIPMENT/DIST/SECURITY	\$50,000.00	\$54,916.74	\$50,000.00	\$0.00	\$0.00
20E000 2540 5510 00 000000	VEHICLES	\$0.00	\$29,583.00	\$35,000.00	\$0.00	\$0.00
20E000 2560 3230 00 000000	CAFETERIA EQUIP REPAIRS	\$7,500.00	\$6,232.98	\$7,500.00	\$0.00	\$0.00
20E000 2560 4100 00 000000	GENERAL SUPPLIES	\$500.00	\$0.00	\$500.00	\$0.00	\$0.00
20E000 2560 4190 00 000000	SMALL EQUIPMENT/CAFETERIA	\$5,000.00	\$0.00	\$4,500.00	\$0.00	\$0.00
20E000 2560 5500 00 000000	CAFETERIA EQUIPMENT	\$20,000.00	\$8,587.00	\$20,000.00	\$0.00	\$0.00
20E001 2540 4190 00 000000	SMALL EQUIPMENT/ADM	\$25,000.00	\$21,968.23	\$25,000.00	\$0.00	\$0.00
20E001 2540 5300 00 000000	BUILDING IMPROVEMENTS/ADM	\$50,000.00	\$35,932.25	\$75,000.00	\$0.00	\$0.00
20E001 2540 5400 00 000000	SITE IMPROVEMENTS/ADM	\$2,500.00	\$600.00	\$5,000.00	\$0.00	\$0.00
20E001 2540 5500 00 000000	EQUIPMENT/ADM	\$30,000.00	\$33,722.34	\$30,000.00	\$0.00	\$0.00
20E001 2540 6400 00 000000	MEMBERSHIP DUES & FEES/DIST	\$0.00	\$0.00	\$500.00	\$0.00	\$0.00
20E100 2540 4190 00 000000	SMALL EQUIPMENT/AL	\$5,000.00	\$4,317.48	\$5,000.00	\$10,030.62	\$2,432.90
20E100 2540 5300 00 000000	BUILDING IMPROVEMENTS/AL	\$75,000.00	\$47,045.32	\$75,000.00	\$27,680.44	\$166,429.50
20E100 2540 5400 00 000000	SITE IMPROVEMENTS/AL	\$2,500.00	\$0.00	\$5,000.00	\$4,913.50	\$2,016.26
20E100 2540 5500 00 000000	EQUIPMENT/AL	\$75,000.00	\$43,547.00	\$75,000.00	\$7,354.69	\$1,498.00
20E110 2540 4190 00 000000	SMALL EQUIPMENT/BF	\$10,000.00	\$7,215.78	\$10,000.00	\$7,562.58	\$488.95
20E110 2540 5300 00 000000	BUILDING IMPROVEMENTS/BF	\$75,000.00	\$29,062.14	\$75,000.00	\$7,395.57	\$24,709.63
20E110 2540 5400 00 000000	SITE IMPROVEMENTS/BF	\$2,500.00	\$2,100.00	\$5,000.00	\$4,324.97	\$0.00
20E110 2540 5500 00 000000	EQUIPMENT/BF	\$25,000.00	\$574.16	\$25,000.00	\$13,619.03	\$20,871.00

20E120 2540 4190 00 000000	SMALL EQUIPMENT/CH	\$10,000.00	\$15,572.00	\$10,000.00	\$6,826.48	\$565.67
20E120 2540 5300 00 000000	BUILDING IMPROVEMENTS/CH	\$75,000.00	\$91,781.86	\$75,000.00	\$6,796.00	\$16,217.07
20E120 2540 5400 00 000000	SITE IMPROVEMENTS/CH	\$2,500.00	\$4,770.00	\$5,000.00	\$463.50	\$2,331.00
20E120 2540 5500 00 000000	EQUIPMENT/CH	\$0.00	\$4,382.70	\$0.00	\$562.40	\$36,479.00
20E130 2540 4190 00 000000	SMALL EQUIPMENT/FG	\$5,000.00	\$4,985.45	\$5,000.00	\$4,147.23	\$116.70
20E130 2540 5300 00 000000	BUILDING IMPROVEMENTS/FG	\$75,000.00	\$95,609.04	\$75,000.00	\$26,454.80	\$2,577.50
20E130 2540 5400 00 000000	SITE IMPROVEMENTS/FG	\$2,500.00	\$5,000.00	\$5,000.00	\$463.50	\$712.00
20E130 2540 5500 00 000000	EQUIPMENT/FG	\$0.00	\$0.00	\$0.00	\$1,498.00	\$22,302.00
20E200 2540 3251 00 000000	PORTABLE LEASE PMTS/HAD	\$54,950.00	\$54,950.00	\$55,000.00	\$54,950.00	\$54,950.00
20E200 2540 4100 00 000000	BOTTLED WATER/PORTABLES/HAD	\$500.00	\$908.25	\$1,500.00	\$1,575.88	\$1,183.28
20E200 2540 4190 00 000000	SMALL EQUIPMENT/HAD	\$10,000.00	\$7,444.38	\$10,000.00	\$366.12	\$180.00
20E200 2540 5300 00 000000	BUILDING IMPROVEMENTS/HAD	\$75,000.00	\$69,934.04	\$75,000.00	\$51,596.95	\$57,278.22
20E200 2540 5400 00 000000	SITE IMPROVEMENTS/HAD	\$2,500.00	\$4,990.00	\$5,000.00	\$2,675.00	\$0.00
20E200 2540 5500 00 000000	EQUIPMENT/HAD	\$44,154.00	\$53,280.20	\$64,654.00	\$28,769.76	\$27,454.41
		\$0.00	\$0.00	\$0.00	\$0.00	\$0.00
2540	Subtotal-B&G	\$3,225,156.30	\$2,261,527.12	\$2,991,254.00	\$270,027.02	\$440,793.09
<b>Debt Service</b>						
30E000 5220 3191 00 000000	BOND SERVICE FEE	\$2,450.00	\$1,250.00	\$2,450.00	\$225.00	\$450.00
30E000 5220 6200 00 000000	BOND INTEREST	\$936,663.00	\$2,466,016.29	\$2,466,016.00	\$87,500.00	\$169,000.00
30E000 5320 6100 00 000000	BOND PRINCIPAL	\$820,000.00	\$1,027,880.00	\$1,027,880.00	\$2,815,000.00	\$2,680,000.00
30E000 5375 5350 00 000000	CAPITOL PROJECT LEASE/INTEREST	\$219,637.73	\$234,958.96	\$231,200.00	\$255,448.57	\$274,757.38
30E000 5380 5350 00 000000	CAPITAL PROJECT LEASE/PRINCIPLE	\$393,000.00	\$374,000.00	\$378,750.00	\$487,310.90	\$529,156.38
		\$0.00	\$0.00	\$0.00	\$0.00	\$0.00
	Subtotal-Debt Service	\$2,371,750.73	\$4,104,105.25	\$4,106,296.00	\$3,645,484.47	\$3,653,363.76
<b>Transportation</b>						
40E000 2550 3310 00 000000	ROUTE CONTRACT/REG TRANS	\$680,000.00	\$635,584.43	\$679,764.00	\$585,686.66	\$595,451.36
40E000 2550 3310 00 370500	PRE-K AT RISK TRANS	\$105,000.00	\$110,636.01	\$77,218.00	\$108,162.65	\$74,344.60
40E000 2550 3310 00 389400	HOMELESS GRANT	\$70,000.00	\$81,365.52	\$35,000.00	\$49,011.23	\$82,745.52
40E000 2550 3310 00 430000	TITLE I GRANT TRANSPORTATION	\$12,000.00	\$0.00	\$12,000.00	\$0.00	\$3,403.86
40E000 2550 3310 00 490900	TITLE III/LIPLEPS TRANS	\$500.00	\$0.00	\$500.00	\$0.00	\$1,310.35
40E000 2550 3313 00 000000	DIST CABS FOR FAMILIES (PI)	\$2,000.00	\$0.00	\$2,000.00	\$0.00	\$494.60
40E000 2550 3313 00 370500	FIELD TRIPS/PRE-K	\$500.00	\$0.00	\$500.00	\$0.00	\$0.00
40E000 2550 3313 00 370570	FIELD TRIPS PRE SCHL FOR ALL	\$1,000.00	\$0.00	\$1,000.00	\$0.00	\$0.00
40E000 2550 3313 00 490900	FIELD TRIPS/TITLE III/LIPLEPS	\$500.00	\$312.12	\$500.00	\$222.79	\$0.00
40E000 2550 3315 00 000000	SP ED TRANS/ROUTE CONTRACT	\$925,000.00	\$1,020,319.50	\$573,584.00	\$750,786.86	\$447,869.61
40E000 2550 3317 00 000000	REG TRANS - CHOICE BUS	\$20,000.00	\$16,005.96	\$25,500.00	\$30,237.88	\$27,417.25
40E000 3500 3140 00 474000	IEP GRANT PARENT TRANSPORATION	\$1,500.00	\$0.00	\$1,500.00	\$0.00	\$0.00
		\$0.00	\$0.00	\$0.00	\$0.00	\$0.00
		\$0.00	\$0.00	\$0.00	\$0.00	\$0.00
	Subtotal-Transportation	\$1,818,000.00	\$1,864,223.54	\$1,409,066.00	\$1,524,108.07	\$1,233,037.15
<b>Capital Projects</b>						
60E000 2540 3240 00 000000	ENGINEER FEES	\$0.00	\$0.00	\$232,652.00	\$0.00	\$0.00
60E000 2540 5300 00 000000	BUILDING IMPROVEMENTS	\$575,000.00	\$292,185.44	\$466,383.00	\$0.00	\$0.00
60E100 2540 3140 00 000000	PURCHASED SERVICES/AL	\$15,000.00	\$0.00	\$0.00	\$0.00	\$0.00
60E100 2540 5300 00 000000	BUILDING IMPROVEMENTS/AL	\$0.00	\$0.00	\$75,000.00	\$0.00	\$0.00
60E100 2540 5400 00 000000	SITE IMPROVEMENTS/AL	\$140,000.00	\$0.00	\$0.00	\$0.00	\$0.00
60E110 2540 3140 00 000000	PURCHASED SERVICES/BF	\$15,000.00	\$0.00	\$0.00	\$0.00	\$0.00
60E110 2540 5300 00 000000	BUILDING IMPROVEMENTS/BF	\$470,000.00	\$84,944.76	\$85,000.00	\$0.00	\$0.00
60E110 2540 5400 00 000000	SITE IMPROVEMENTS/BF	\$0.00	\$0.00	\$0.00	\$0.00	\$0.00
60E120 2540 3140 00 000000	PURCHASED SERVICES/CH	\$40,000.00	\$0.00	\$0.00	\$0.00	\$0.00



60E120 2540 5300 00 000000	BUILDING IMPROVEMENTS/CH	\$450,000.00	\$26,701.34	\$105,000.00	\$379,055.40	\$3,214,977.41
60E120 2540 5400 00 000000	SITE IMPROVEMENTS/CH	\$0.00	\$0.00	\$0.00	\$10,060.00	\$133,097.85
60E130 2540 3140 00 000000	PURCHASED SERVICES/FG	\$15,000.00	\$0.00	\$0.00	\$0.00	\$0.00
60E130 2540 5300 00 000000	BUILDING IMPROVEMENTS/FG	\$0.00	\$190,291.00	\$230,000.00	\$58,588.00	\$330,426.00
60E130 2540 5400 00 000000	SITE IMPROVEMENTS/FG	\$0.00	\$0.00	\$0.00	\$0.00	\$105,638.00
60E200 2540 5300 00 000000	BUILDING IMPROVEMENTS/HAD	\$90,000.00	\$6,680.00	\$8,000.00	\$148,647.00	\$0.00
		\$0.00	\$0.00	\$0.00	\$0.00	\$0.00
		\$0.00	\$0.00	\$0.00	\$0.00	\$0.00
	<b>Subtotal-Capital Projects</b>	<b>\$1,810,000.00</b>	<b>\$600,802.54</b>	<b>\$1,202,035.00</b>	<b>\$596,350.40</b>	<b>\$3,784,139.26</b>
<b>Referendum Projects</b>						
61E000 2540 3240 00 000000	REFERENDUM ARCHITECT FEES	\$1,098,361.00	\$1,287,638.19	\$2,298,867.00	\$0.00	\$0.00
61E000 2540 4100 00 000000	REFERENDUM SUPPLIES AND MATERI	\$1,060,000.00	\$29,765.00	\$927,500.00	\$0.00	\$0.00
61E000 2540 5300 00 000000	REFERENDUM BUILDING IMPROVME	\$16,515,704.16	\$1,833,912.00	\$9,642,500.00	\$0.00	\$0.00
		\$0.00	\$0.00	\$0.00	\$0.00	\$0.00
		\$0.00	\$0.00	\$0.00	\$0.00	\$0.00
	<b>Subtotal-Capital Projects</b>	<b>\$18,674,065.16</b>	<b>\$3,151,315.19</b>	<b>\$12,868,867.00</b>	<b>\$0.00</b>	<b>\$0.00</b>
<b>Other Expenses</b>						
10E300 2213 3320 00 493200	ST PETS CONF/MTG TITLE II	\$4,000.00	\$0.00	\$4,000.00	\$0.00	\$2,249.00
10E300 2213 4100 00 493200	MATERIALS/ST PETS/TITLE II	\$6,626.00	\$103.50	\$6,626.00	\$0.00	\$533.00
10E000 1100 3140 00 430000	PROFESSIONAL SERVICES INSTRUCT	\$6,500.00	\$750.00	\$6,500.00	\$5,000.00	\$0.00
10E000 1100 4100 00 430000	TITLE I SUPPLIES/MATERIALS	\$15,100.00	\$10,329.64	\$15,100.00	\$117,757.78	\$14,132.26
10E000 1125 4100 00 460000	SUPPLIES/IDEA GRANT	\$7,957.00	\$6,755.31	\$7,957.00	\$0.00	\$11,847.37
10E000 1600 4100 00 430000	SUMMER SCHOOL SUPPLIES/TITLE I	\$7,800.00	\$5,814.77	\$7,800.00	\$3,088.23	\$549.44
10E000 1800 4100 00 430000	TITLE I DUAL LANGUAGE SUPPLIES	\$10,000.00	\$0.00	\$10,000.00	\$0.00	\$0.00
10E000 1912 6700 00 000000	PRIVATE TUITION	\$1,070,000.00	\$639,733.78	\$1,070,000.00	\$742,487.93	\$962,562.22
10E000 2130 3230 00 000000	EQUIP REPAIR/HEALTH SVCS	\$400.00	\$395.00	\$400.00	\$441.40	\$425.94
10E000 2210 3140 00 430000	TITLE I BEHAVIOR COACH	\$7,000.00	\$7,250.00	\$7,000.00	\$0.00	\$0.00
10E000 2213 3140 21 000000	FLES - PROF SERVICES	\$0.00	\$0.00	-\$400.00	\$0.00	\$0.00
10E000 2330 3140 00 460000	PROF DEVELOPMENT/IDEA GRANT	\$2,500.00	\$0.00	\$2,500.00	\$0.00	\$0.00
10E000 2330 3259 00 000000	SPECIAL ED/COMPUTER LICENSES	\$4,000.00	\$324.00	\$4,000.00	\$3,309.52	\$0.00
10E000 2630 4100 00 000000	GENERAL SUPPLIES/INFO SVCS	\$750.00	\$188.25	\$750.00	\$8.10	\$99.00
10E000 3500 3320 00 474000	CONFERENCE/WORKSHOP/IEP GRANT	\$1,597.00	\$200.00	\$1,597.00	\$0.00	\$0.00
10E000 3500 4100 00 474000	IEP GRANT / SUPPLIES	\$800.00	\$0.00	\$800.00	\$0.00	\$0.00
10E000 3700 3140 00 460000	OCCOPATIONAL/IDEA GRANT	\$271.00	\$0.00	\$271.00	\$0.00	\$0.00
10E000 4000 3110 00 430000	TITLE I MENTORING	\$2,000.00	\$0.00	\$2,000.00	\$0.00	\$0.00
10E000 4220 6700 00 000000	PUBLIC SCHOOL TUITION	\$961,445.22	\$1,036,180.32	\$1,050,000.00	\$905,549.90	\$685,426.01
10E000 4400 4100 00 440000	TITLE IV STUDENT SUPPORT	\$23,658.00	\$0.00	\$0.00	\$0.00	\$0.00
10E000 8840 6600 00 000000	FUND TRANSFER	\$1,810,000.00	\$1,202,035.00	\$1,202,035.00	\$0.00	\$0.00
		\$0.00	\$0.00	\$0.00	\$0.00	\$0.00
2621	<b>Subtotal- Other</b>	<b>\$3,942,404.22</b>	<b>\$2,910,059.57</b>	<b>\$3,398,936.00</b>	<b>\$1,777,642.86</b>	<b>\$1,677,824.24</b>
10	<b>Education Fund</b>	<b>\$10,602,293.26</b>	<b>\$6,494,579.01</b>	<b>\$7,605,298.00</b>	<b>\$1,796,894.39</b>	<b>\$1,692,563.40</b>
20	<b>Building &amp; Grounds Fund</b>	<b>\$3,165,156.30</b>	<b>\$2,246,308.12</b>	<b>\$2,951,254.00</b>	<b>\$270,027.02</b>	<b>\$440,793.09</b>
30	<b>Debt</b>	<b>\$2,371,750.73</b>	<b>\$4,104,105.25</b>	<b>\$4,106,296.00</b>	<b>\$3,645,484.47</b>	<b>\$3,653,363.76</b>
40	<b>Transportation</b>	<b>\$1,828,402.74</b>	<b>\$1,870,516.07</b>	<b>\$1,414,816.00</b>	<b>\$1,524,108.07</b>	<b>\$1,233,037.15</b>
50 & 51	<b>IMRF/FICA/Medicare</b>	<b>\$283,520.01</b>	<b>\$0.00</b>	<b>\$0.00</b>	<b>\$0.00</b>	<b>\$0.00</b>
60	<b>Capital Projects</b>	<b>\$1,810,000.00</b>	<b>\$600,802.54</b>	<b>\$1,202,035.00</b>	<b>\$596,350.40</b>	<b>\$3,784,139.26</b>
61	<b>Referendum Projects</b>	<b>\$18,674,065.16</b>	<b>\$3,151,315.19</b>	<b>\$12,868,867.00</b>	<b>\$0.00</b>	<b>\$0.00</b>
	<b>Grand Total</b>	<b>\$38,735,188.20</b>	<b>\$18,467,626.18</b>	<b>\$30,148,566.00</b>	<b>\$7,832,864.35</b>	<b>\$10,803,896.66</b>

## For more information contact:

**Eric DePorter** Asst. Superintendent for Finance, Facilities & Operations  
edeporter@d41.org

Visit [www.d41.org/finances](http://www.d41.org/finances)



**Ignite passion. Inspire excellence. Imagine possibilities.**