



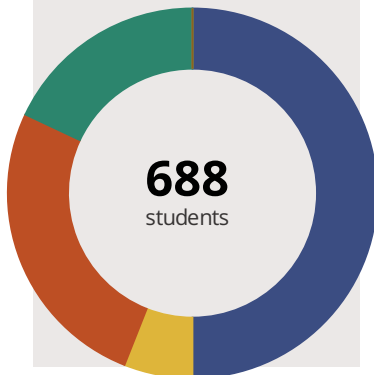
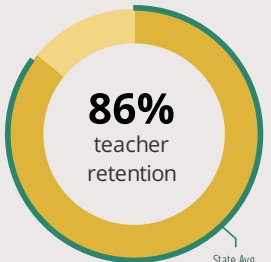
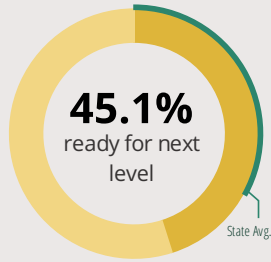
CHURCHILL ELEM SCHOOL

23W240 GENEVA RD GLEN ELLYN, IL 60137 3742 (630) 790-6400

Grades: K-5
District: GLEN ELLYN SD 41

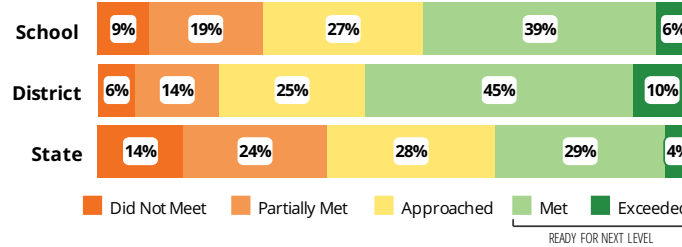
Principal: Mr.Scott Klepsitz
Superintendent: Dr.Paul Gordon

FAST FACTS



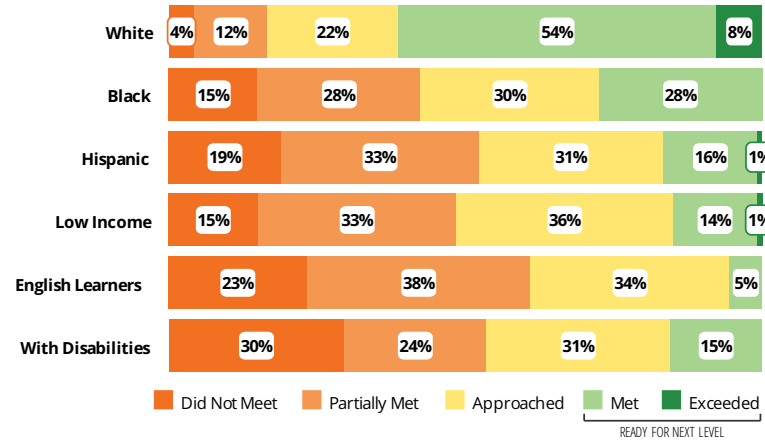
Academic Success

All Illinois students in grades 3-8 take the PARCC assessment each year. High school students take the PARCC in specific Math or English Language Arts (ELA) courses.



Success by Student Group

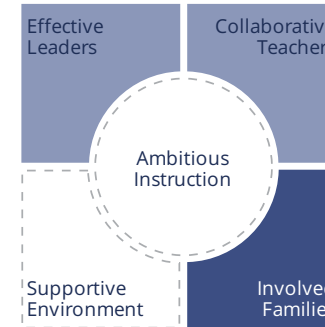
This display shows PARCC performance levels for each student group. No data is shown for groups with fewer than 10 students.



Student Characteristics

White	50%	Low Income	44%
Black	6%	English Learners	37%
Hispanic	26%	With Disabilities	13%
Asian	18%	Homeless	1%
American Indian	0%		
Two or More Races	0%		
Pacific Islander	0%		

School Environment



The **5Essentials Survey** allows students in grades 6-12 and all teachers to share their perspectives on essential conditions for learning. The anonymous survey consists of 5 components.

- Most implementation
- More implementation
- Average implementation
- Less implementation
- Least implementation
- Not Applicable/Low Response

Response Rates

Students	-
Teachers	81%

Average Effective Leaders

Do principals and teachers implement a shared vision for success?

Average Collaborative Teachers

Do teachers collaborate to promote professional growth?

Ambitious Instruction

Are the classes challenging and engaging?

Supportive Environment

Is the school safe, demanding, and supportive?

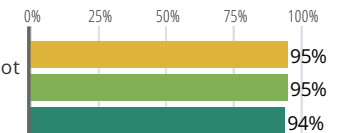
More Involved Families

Does the entire staff build strong external relationships?

Student Attendance and Mobility

Attendance Rate

Rate at which students are present at school, not including excused or unexcused absences



Chronic Truancy Rate

Percentage of students who have been absent without valid reasons for 5% or more of regular school days



Student Mobility

Percentage of students who transfer in or out of the school during the school year, not including graduates





CHURCHILL ELEM SCHOOL

School Highlights

Academic Courses

Core curriculum aligned with the Common Core Standards. In addition, school provides art, music, and daily Spanish (grades 1-4), band and orchestra. Advanced and enriched math curriculum offered in grades 4 & 5. The Dual Language program is available for students in grades K-3 currently. The school is identified as School Wide Title 1.

Physical Education, Health and Wellness

Physical Education focuses on healthy living and lifelong fitness. Grades 1-5 have 20 minutes of PE 3 days a week and once a week for 45 minutes; kindergarten has PE twice a week for 30 minutes.

Other Programs and Activities

DARE program, Family Nights, PTA supports many programs that enrich learning for our students such as art, science and environmental clubs.

School Awards

Award-winning PTA.

Career Development Courses and Programs

Problem Based Learning units integrate content and have real-world, career-related components. Strong technology education. High Interest Day exposes students to potential careers and vocations.

Athletics

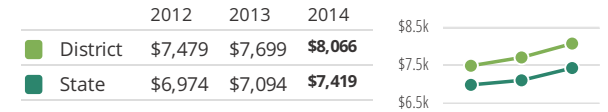
School Personnel Resources

English as a Second Language Teacher, Librarian/Media Specialist, Literacy Coach, Math Coach, Paraprofessional, Problem Based Learning Coach, School Nurse, School Psychologist, School Social Worker, Special Education Teacher, Speech Language Pathologist-non teaching

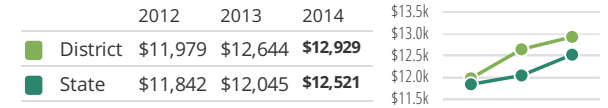
Facilities

District Finance

Instructional Spending per Pupil includes only the activities directly dealing with the teaching of students or the interaction between teachers and students.



Operational Spending per Pupil includes all costs for overall operations in this school's district, including Instructional Spending, but excluding summer school, adult education, capital expenditures, and long-term debt payments.



Educator Measures

This school has had **1 principal(s)** over the past 6 years. In the last three years, an average of **86% of teachers** return to this school each year.

FOR MORE INFORMATION

Visit IllinoisReportCard.com to see additional details about each item of information for this school. There you will find charts spanning multiple years, detailed explanations, resources, more of the school's programs and activities, and powerful tools that let you dig deeper into data.

Most of this data has been collected by ISBE from school districts through data systems. Some information, such as the School Highlights, is entered directly by principals and can be updated throughout the year.