







1. I like that my child has some classes every day and some classes every other day.

		Response Total	Response Percent
1 - Strongly Disagree		16	10%
2		8	5%
3		26	17%
4		37	24%
5		41	27%
6 - Strongly Agree		26	17%
		Total Respondents	154

2. The workload of the A/B schedule is manageable for my child.

		Response Total	Response Percent
1 - Strongly Disagree		5	3%
2		3	2%
3		11	7%
4		19	12%
5		53	34%
6 - Strongly Agree		63	41%
		Total Respondents	154

3. My child can get academic help from a teacher when needed.






		Response Total	Response Percent
1 - Strongly Disagree		9	6%

2		11	7%
3		13	8%
4		23	15%
5		51	33%
6 - Strongly Agree		47	31%
		Total Respondents	154

4. There is at least one staff member in the school who my child can talk to about non-academic issues.

		Response Total	Response Percent
1 - Strongly Disagree		16	10%
2		16	10%
3		31	20%
4		47	31%
5		26	17%
6 - Strongly Agree		18	12%
		Total Respondents	154

5. I think my child's teachers know my child well.

		Response Total	Response Percent
1 - Strongly Disagree		5	3%
2		12	8%
3		28	18%
4		35	23%
5		52	34%
6 - Strongly Agree		22	14%
		Total Respondents	154



6. I think Hadley is a safe place to send my child.

		Response Total	Response Percent
1 - Strongly Disagree		4	3%
2		6	4%
3		13	8%
4		38	25%
5		60	39%
6 - Strongly Agree		33	21%
		Total Respondents	154


7. I understand the purpose of the all school team-building days.

		Response Total	Response Percent
1 - Strongly Disagree		28	18%
2		31	20%
3		22	14%
4		29	19%
5		27	18%
6 - Strongly Agree		17	11%
Total Respondents		154	

8. My child enjoys school.

		Response Total	Response Percent
1 - Strongly Disagree		3	2%
2		13	8%
3		17	11%
4		33	21%
5		60	39%
6 - Strongly Agree		28	18%
Total Respondents		154	

9. I feel welcome at Hadley.

		Response Total	Response Percent
1 - Strongly Disagree		6	4%
2		9	6%
3		16	10%
4		37	24%
5		52	34%
6 - Strongly Agree		34	22%
Total Respondents		154	