

# WAUKESHA STEM ACADEMY

## Focus for visit:

- 2010 conversion to STEM Academy
- 2012 1<sup>st</sup> Year multi-age grouping of entire school
- Demographics very similar to D/41



Waukesha Performance Report  
Click the button above

## Integrated Learning: STEM Inc.

Check out this informational video on the Why, What, and How of the STEM Inc. class from their middle school. <http://youtu.be/HghdQT37N6Y>

- ✘ Address: 114 S. Charles Street, Waukesha, WI 53186  
Web URL: <http://www.waukeshastemacademy.com>
- ✘ Principal: Chris Kluck
- ✘ E-Mail: [ckluck@waukesha.k12.wi.us](mailto:ckluck@waukesha.k12.wi.us)

# WAUKESHA STEM ACADEMY

- ✘ The school was converted to a charter school in 2010. All neighborhood families with students currently attending the school could remain at the school. New siblings of those neighborhood families are also grandfathered in to attend the school as well.
- ✘ The building is an old brick, turn of the century school (like Franklin) leaving little room for moving walls, etc.
- ✘ 28 students in every class – (rooms are larger than D/41 rooms)
- ✘ **2012 is the 1<sup>st</sup> year of multi-age groupings**
  - + Level 1 = K-1
  - + Level 2 = 2-3
  - + Level 3 = 4-5
  - + Level 4 = 6-7 (middle school)
- ✘ Students identified themselves by level 1, level 2 or level 3 not grades. When asked, students didn't know what "grade" they were in because the label is not used.
- ✘ Student comments, "loved" the groupings and movement. "More exciting this year." "Get to see more of their friends than last year".
- ✘ Everyone visiting remarked that we were unable to identify what grade level a child would be in.
- ✘ During the visit in late October they were still in their 1<sup>st</sup> groupings as F&P's and MAP tests were just being completed. Data was to be analyzed to decide "if" any students should be moved due to growth. Groupings for the majority of students were anticipated to most likely remain with the same teacher(s).

# IA INDEPENDENT APPLICATION LAB

- ✘ The IA lab was a combination of library, an enclosed lab with tables, work area, research area, with various groupings of work tables.
- ✘ Students worked independently on their investigations.
- ✘ Some students received reading or writing assistance in this area. (literacy lab)
- ✘ Students brought computers from their classes to use in the enclosed lab to develop and present their PBL project.
- ✘ Students in another area were listening to a book being read.





# INDEPENDENT APPLICATION LAB

- Enclosed lab in the background being used for project development and presentations to peers. Students brought their own computers from their room when they came.
- Tables in foreground used for independent and small group work and research.
- 1 student binder was carried all day with all materials used for all class work, homework, and parent communication.
- Bins on floor in background are labeled with leveled reading materials from various teachers.





# LIBRARY RESOURCES

- Available all day for student research as the need arose.
- Staffed by 2-3 teachers who were also used to assist with independent application (IA) time, reading and writing interventions/assistance as needed.
- Additional technology stored here similar to our program.



# STEM SUPPLIES

- ✘ Readily available for use whenever student investigations were sparked.
- ✘ Taking immediate advantage of teachable moments!





# STEM SUPPLY ROOM



- ✘ Students carefully planned and thought out what supplies they needed for their experiment.
- ✘ Filled out a shopping list for their materials and went to the STEM supply room to get what they needed.
- ✘ The lists provided a way to keep track of supplies used and they also make the students evaluate what supplies worked best for their exploration.



Our Learning Goals...

Daily learning goals, student groupings and schedules visible in every room.

TRIBES

I will show mutual respect for others around me.

Literacy

I can read independently (by myself) for 15 minutes.

STEaM

I can plant a plant using the given materials. I can document the growth in my plant.

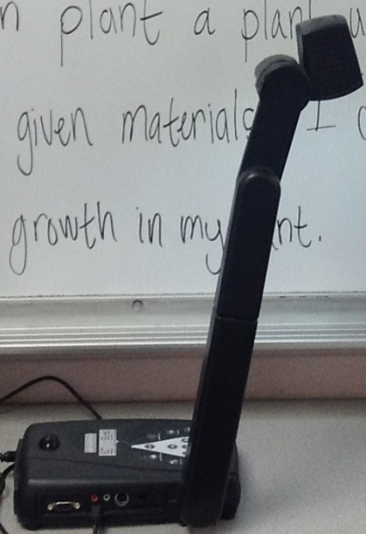
Class Dojo Points

- 1 Warning
- 2 Warning
- 3 Miss 1/2 of recess
- 4 Communication home

Gym \*  
Music  
Art

My Math

Tannis  
Taanishi  
Siddhant  
Sophia C.  
Colin  
Emily  
Lilly  
Brady  
Emmitt  
Liam



Writing

Group

Sruthi  
Allison  
Max  
Ethan C  
Connor



# SCHEDULE

- **iA** is the Independent Application Lab
- **EIE** is their engineering program
- **Community Circle** is their PBIS program

8:10-9:30

 iA


9:35-10:55

 Literacy


10:55-11:35

 EiE

11:40-12:30

 Lunch/Recess


12:35-1:50

 Science

1:50-2:25

 Math

2:25-2:40

 Community Circle


Home 😊

October

With Ms. Owens

# TECHNOLOGY

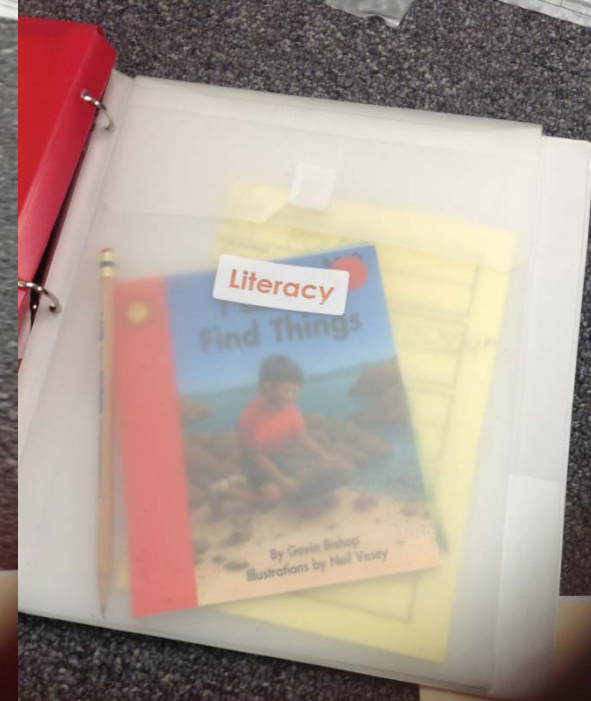
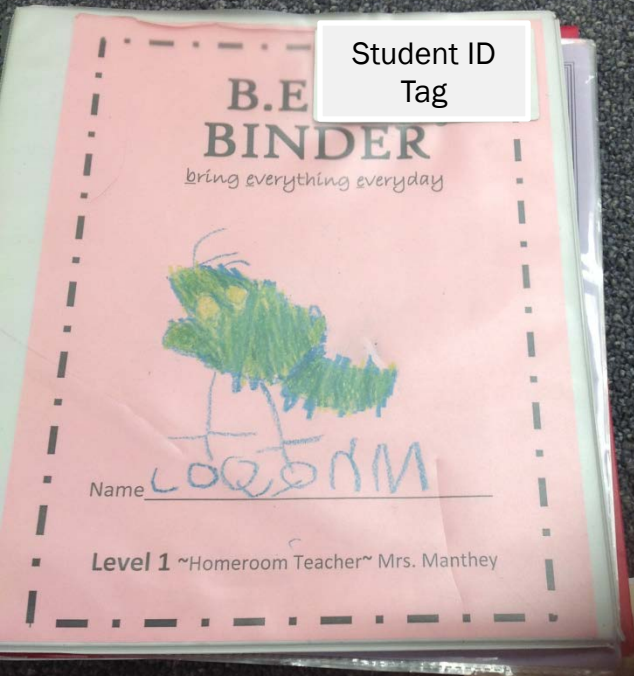

- ✘ **Level 1** ( K-1<sup>st</sup> ) and **Level 2** (2<sup>nd</sup> -3<sup>rd</sup> ) had one computer for every two students.
- ✘ **Level 3** (4<sup>th</sup> - 5<sup>th</sup> ) had a notebook computer for every student.
- ✘ Some teachers in Level 3 used technology to electronically distribute, collect, and display all class work and homework. Documents on a cloud for access at school and home. Some classes experimenting with little to no paper usage..



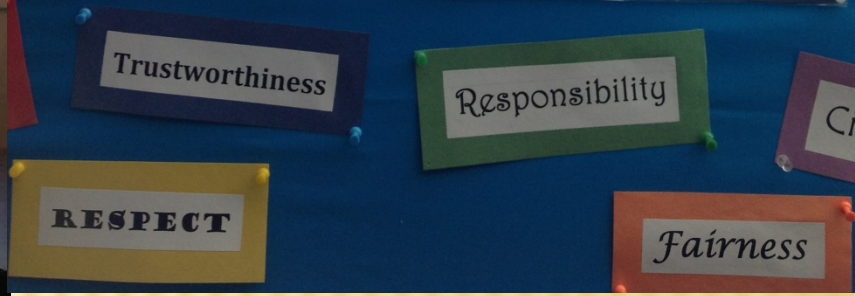
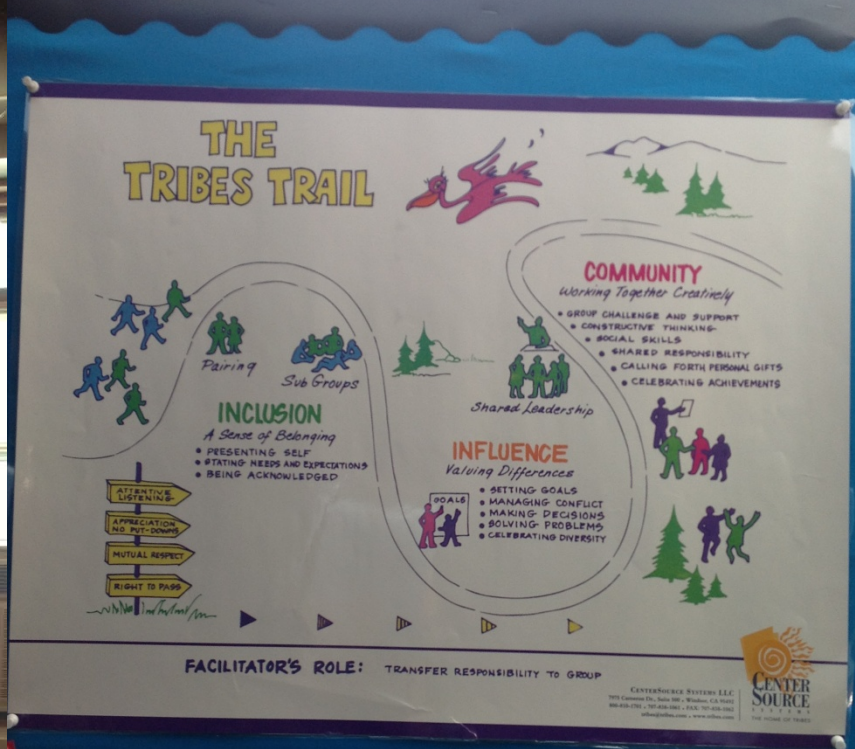


# LEVEL 1 STUDENT BINDER

- AM & PM Teachers circled
- Personalized Owner Page
- Secure Pocket Folders for Math & Lit Readers
- Contained the student's daily schedule, class work, homework, parent communication... everything they need in one place.







- The Tribes are similar to our PBIS behavior program.
- Above a Level 3 Literacy Classroom (4-5)
- Left a Level 2 Literacy Classroom (2-3)



# Level 1 Literacy Classroom (K-1)





# Level 1 Literacy Classroom (K-1)







Literacy Lab for Interventions





red

green

blue

it you can do it

2

5

3

Level 2 Literacy Classroom (2-3)





Level 2 Literacy Classroom (2-3)



# Level 3 Literacy Classroom (4-5)





# Level 3 Literacy Classroom (4-5)



"Wisdom begins in wonder"

4

3

2

3

October

Plan

Laugh

Ask

Active Fiction

Handwritten notes on a whiteboard.

Vertical educational poster with various text and images.

October calendar poster with dates and illustrations.

Red bin with writing supplies.

Green bin with writing supplies.



Level 3 Literacy Classroom (4-5)  
Students voted for minimal furniture

