

Glen Ellyn School District 41

Ignite passion. Inspire excellence. Imagine possibilities.

793 North Main Street, Glen Ellyn, IL 60137



2015-2016 Tentative Budget June 22, 2015

Glen Ellyn School District 41

Ignite passion. Inspire excellence. Imagine possibilities.

793 North Main Street, Glen Ellyn, IL 60137



BUDGET OVERVIEW | 2015-2016

CONTENTS

The District 41 Vision Statement

The Board of Education Fiscal Philosophy

The Budget as a Roadmap

Budgets, School Accounting, and the Law

DISTRICT 41 VISION STATEMENT

Our Vision

Ignite passion. Inspire excellence. Imagine possibilities.

Our Mission

We embrace the future with optimism, working in partnership with our community on behalf of our children. We develop intellect, engage creativity, foster responsibility, and build positive and collaborative relationships to enable all children to thrive in a changing and increasingly global society.

Our Values

Our values are the cornerstones of our learning community and direct the actions we take; we must model, teach and live them throughout the district.

- We expect honesty, integrity and ethical behavior of all members of our learning community.
- We empower every child to become a self-directed lifelong learner capable of creative and critical thinking.
- We emphasize written and oral skills which are essential to success, timeless in their importance and are the basis of future learning.
- We encourage flexibility and adaptability knowing they are necessary to succeed in a global and diverse society.
- We leverage our resources and technology to create powerful and equitable educational environments and experiences for all learners.

DISTRICT 41 FISCAL PHILOSOPHY

The district's budget is aligned with Board Fiscal Philosophy, Board Policy 4:20 and 4:20AP. Adherence to this philosophy and supporting processes has helped District 41 achieve sound finances, reach the state's highest score of 4.0 (earning Financial Recognition), and earn a Triple A rating from Moody's Investor Service.

Fiscal Philosophy

The District shall establish and follow guidelines for the budget development process that provide the community with consistent delivery of high quality educational programs. These programs should be provided in safe and secure learning environments, in facilities that are physically and operationally sound and within the fiscal constraints as deemed necessary by the Board of Education.

The Superintendent or his designee shall develop the district budget within the following guidelines:

- 1. The budget shall provide for the continued delivery of high quality educational programs aligned with long-range priorities without deficit spending.*
- 2. The budget shall provide for educating students in safe and secure facilities, which are maintained and updated to best serve the learning needs of students.*
- 3. The district shall maintain staffing patterns that align with class size targets and state or federally mandated requirements.*
- 4. The unreserved fund balance as of June 30 of each fiscal year on a fully accrued basis (Education, Tort, Working Cash, Operations and Maintenance and Transportation) shall be maintained at 25% of operating expenses in order to continue to provide the community with uninterrupted programs or services, to maintain the highest financial rating the state offers, and to maintain a high investment rating. Under no circumstances should the fund balance be maintained at less than 10% of the preceding year's operating expenditures without approval of the full Board and a written rationale for reducing the reserve below 10%.*

If fund balances are reduced below 25% of operating expenses:

- A budget plan will be implemented to annually increase the fund balance to reach 25% of operating expenditures.*
- If a one-time expenditure is requested, requiring the use of the fund balances, a written rationale for the expenditure first must be presented to the Finance Committee for review of the expenditure using an established criterion-based rubric, which includes a plan to restore the fund balance, and then to the full Board of Education for approval. If the unreserved fund balances cannot be maintained at the specified levels due to changes in anticipated revenues the administration shall provide the board with alternative operating recommendations.*
- Early tax revenues received by the District prior to July 1 of the fiscal year for which they are intended shall not be expended until the new fiscal year commences.*

If the fund balance exceeds 25% of operating funds:

- A plan will be made based on Board approval of recommendations from the superintendent and the Finance Committee.*

THE BUDGET AS A ROADMAP

The budget helps the district manage its resources wisely to meet its commitment to the community's children through the Long-Range Plan's educational and operational priorities. The budget is a guiding plan and is not set in stone; adjustments and amendments may be made over the course of the year.

As expenditure proposals accounted for within this plan are brought forward, they go through a three-step process:

- 1) Board of Education (BOE) Finance Committee reviews recommendations that have a financial impact.
- 2) Once the committee is satisfied, the matter moves to the board for discussion. At this point the BOE may ask for more information, send the proposal back for more work, or agree that the matter be put on a future agenda for action.

3) The Board of Education takes action and votes on the recommendation.

This process helps protect the financial health of the district and provides time for the community to provide input into decisions.

Highlights of the Tentative 2015-16 budget include:

- Highly qualified staff in every building, every classroom, every day to support learning, safety, and the social/emotional well-being of each student.
- Resources available to staff to meet the needs of our students.
- Professional development to ensure staff is provided the necessary “tools” to support student learning.
- Maintenance of facilities to foster learning within each of our schools.
- Creating more opportunities for community to engage through enhanced communication strategies.
- Continuing to enhance technology that supports student learning

BUDGETS, SCHOOL ACCOUNTING AND THE LAW

School budgets are governed by different regulations and practices than typical business or family budgets. The main differences are:

Fund accounting

School district records, budgeting and reporting are on a fund basis. Nine funds are established for specific activities and objectives and operate in accordance with laws and regulations. Each fund is treated as a separate and independent entity with its own assets, liabilities and fund balance.

- Educational Fund: To account for the majority of the instructional and administrative aspects of the district’s operations.
- Operations and Maintenance Fund: To account for the repair and maintenance of district property.
- Transportation Fund: To account for activity relating to student transportation to and from school for regular and special education students.
- Municipal Retirement/Social Security Fund: to account for the district’s portion of personnel costs.
- Capital Projects Fund: To account for capital improvements in accordance with purposes set forth by the Board of Education.
- Life Safety Fund – To account for Life Safety expenditures in accordance with the Life Safety Code.
- Debt Service Fund: To account for the district’s bond and interest payments.
- Working Cash Fund: To account for inter-fund borrowing and provide for the district’s savings account.

Federal and State mandates

Public schools must fund certain programs and services by law, even if it means deficit spending. Some familiar programs governed by mandates include special education, life-safety and ESL/bilingual programs.

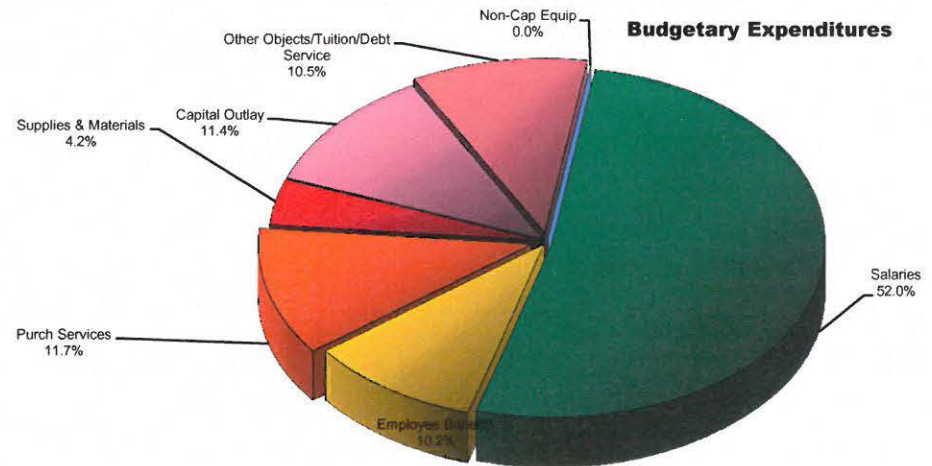
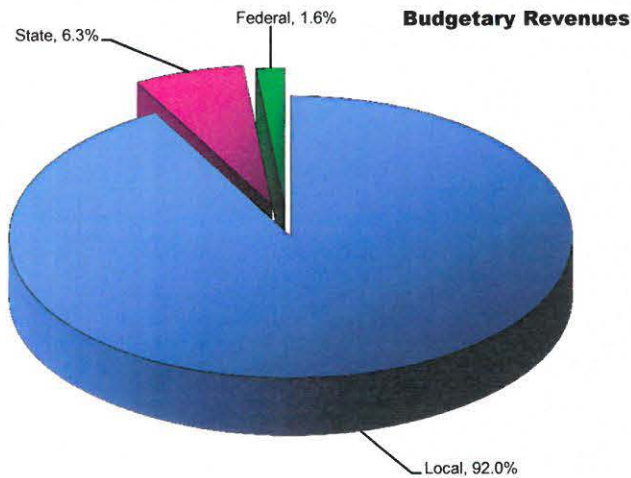
Cash balances

Districts keep cash reserves for emergencies, or if revenues are distributed late, they can make their payments and not accrue penalties.

Tax Cap

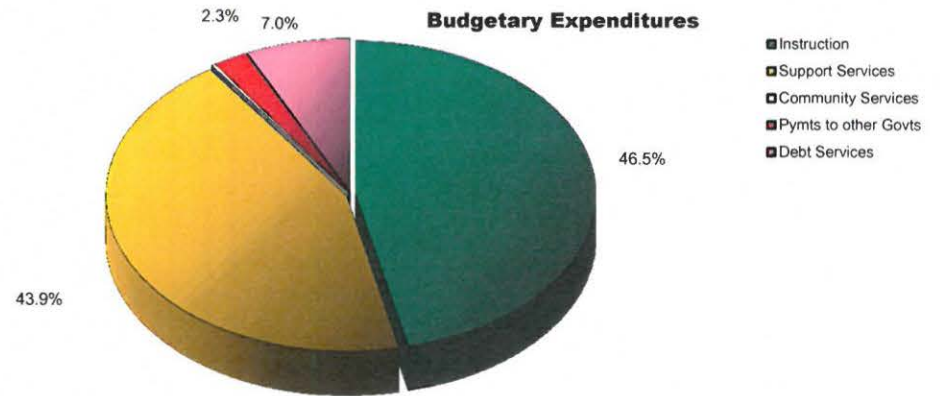
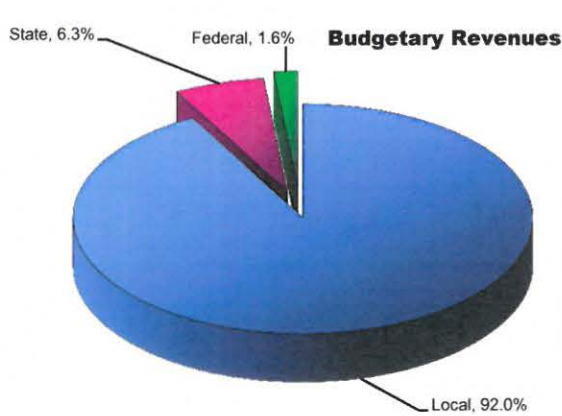
The Tax Limitation Law of 1991 limits the increase of total dollars the district can receive over the previous year to 5% or the **CPI**, not including taxes from new construction.

	Educational	Operations & Maintenance	Debt Service	Transportation	Municipal Retirement/	Social Security	Capital Projects	Working Cash	Tort Immunity Judgments	Fire Prevention & Safety	TOTALS
DIRECT BUDGETARY REVENUES											
Local Sources	\$ 39,447,452	\$ 3,233,042	\$ 3,679,670	\$ 954,770	\$ 534,762	\$ 696,654	\$ 40,000	\$ 11,154	\$ 1,154	\$ -	\$ 48,598,658
State Sources	2,939,579	-	-	396,797	-	-	-	-	-	-	3,336,376
Federal Sources	870,904	-	-	-	-	-	-	-	-	-	870,904
-Total, Direct Budgetary Revenues	43,257,935	3,233,042	3,679,670	1,351,567	534,762	696,654	40,000	11,154	1,154	-	52,805,938
DIRECT BUDGETARY EXPENDITURES											
Salaries	\$ 28,444,332	\$ -	\$ -	\$ -	\$ -	\$ -	\$ -	\$ -	\$ -	\$ -	\$ 28,444,332
Employee Benefits	4,445,368	-	-	-	515,193	648,462	-	-	-	-	5,609,023
Purchased Services	3,104,860	1,490,921	-	1,459,883	-	-	361,630	-	-	-	6,417,294
Supplies and Materials	1,385,963	897,389	-	-	-	-	-	-	-	-	2,283,352
Capital Outlay	394,099	730,720	598,250	-	-	-	4,518,660	-	-	-	6,241,729
Other Objects/Tuition/Debt Service	2,057,769	618,750	3,053,451	-	-	-	-	-	-	-	5,729,970
Non-Capitalized Equipment	-	-	-	-	-	-	-	-	-	-	-
-Total, Direct Budgetary Expenditures	39,832,391	3,737,780	3,651,701	1,459,883	515,193	648,462	4,880,290	-	-	-	54,725,700
-Operating Budgetary Surplus/(Shortfall)	3,425,544	(504,738)	27,969	(108,316)	19,569	48,192	(4,840,290)	11,154	1,154	-	(1,919,762)
OTHER FINANCING SOURCES / USES											
Other Financing Sources	\$ -	\$ 1,000,000	\$ -	\$ -	\$ -	\$ -	\$ 1,000,000	\$ -	\$ -	\$ -	\$ 2,000,000
Other Financing Uses	1,000,000	1,000,000	-	-	-	-	-	-	-	-	2,000,000
Total Estimated Surplus/(Shortfall)	\$ 2,425,544	\$ (504,738)	\$ 27,969	\$ (108,316)	\$ 19,569	\$ 48,192	\$ (3,840,290)	\$ 11,154	\$ 1,154	\$ -	\$ (1,919,762)



Fiscal Year 2015-2016 Budget Summary
Expenditures by Function

	Educational	Operations & Maintenance	Debt Service	Transportation	Municipal Retirement/	Social Security	Capital Projects	Working Cash	Tort Immunity Judgments	Fire Prevention & Safety	TOTALS
BUDGETARY REVENUES											
Local Sources	\$ 39,447,452	\$ 3,233,042	\$ 3,679,670	\$ 954,770	\$ 534,762	\$ 696,654	\$ 40,000	\$ 11,154	\$ 1,154	\$ -	\$ 48,598,658
State Sources	2,939,579	-	-	396,797	-	-	-	-	-	-	3,336,376
Federal Sources	870,904	-	-	-	-	-	-	-	-	-	870,904
-Total, Budgetary Revenues	43,257,935	3,233,042	3,679,670	1,351,567	534,762	696,654	40,000	11,154	1,154	-	52,805,938
BUDGETARY EXPENDITURES											
Instruction	\$ 24,927,690	\$ -	\$ -	\$ -	\$ 141,645	\$ 367,972	\$ -	\$ -	\$ -	\$ -	\$ 25,437,307
Support Services	13,309,269	3,737,780	-	1,459,883	373,548	280,490	4,880,290	-	-	-	24,041,260
Community Services	153,182	-	-	-	-	-	-	-	-	-	153,182
Payments to other Districts & Govt. Units	1,250,000	-	-	-	-	-	-	-	-	-	1,250,000
Debt Services	192,250	-	3,651,701	-	-	-	-	-	-	-	3,843,951
Provision for Contingencies	-	-	-	-	-	-	-	-	-	-	-
-Total, Budgetary Expenditures	39,832,391	3,737,780	3,651,701	1,459,883	515,193	648,462	4,880,290	-	-	-	54,725,700
-Budgetary Surplus/(Shortfall)	3,425,544	(504,738)	27,969	(108,316)	19,569	48,192	(4,840,290)	11,154	1,154	-	(1,919,762)
OTHER FINANCING SOURCES / (USES)											
Other Financing Sources	\$ -	\$ 1,000,000	\$ -	\$ -	\$ -	\$ -	\$ 1,000,000	\$ -	\$ -	\$ -	\$ 2,000,000
Other Financing Uses	1,000,000	1,000,000	-	-	-	-	-	-	-	-	2,000,000
Total Estimated Surplus/(Shortfall)	\$ 2,425,544	\$ (504,738)	\$ 27,969	\$ (108,316)	\$ 19,569	\$ 48,192	\$ (3,840,290)	\$ 11,154	\$ 1,154	\$ -	\$ (1,919,762)



Fiscal Year 2015-2016 Budget Summary

Fund Balance Analysis

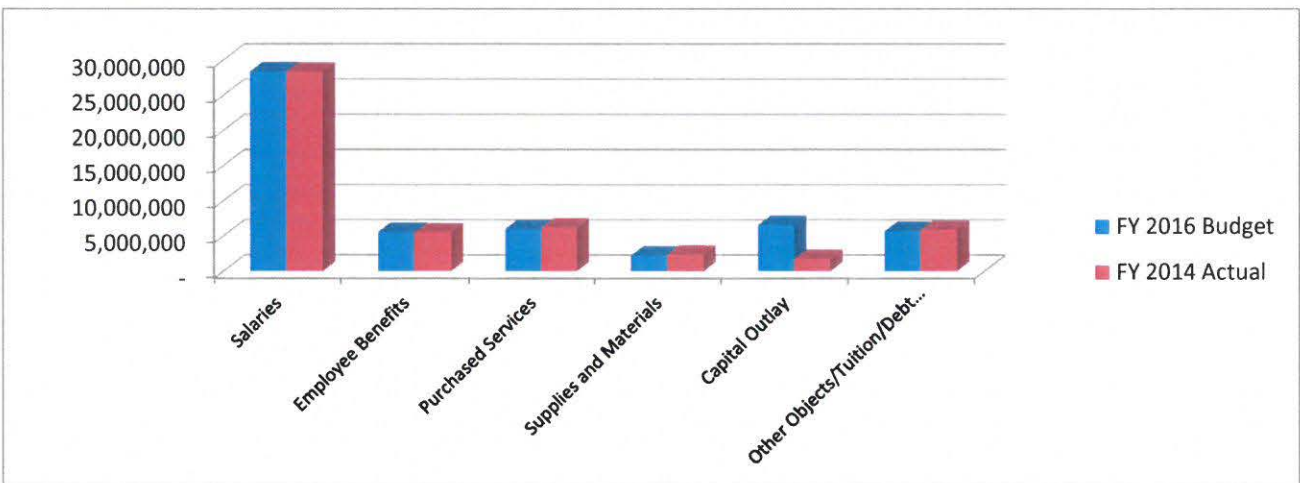
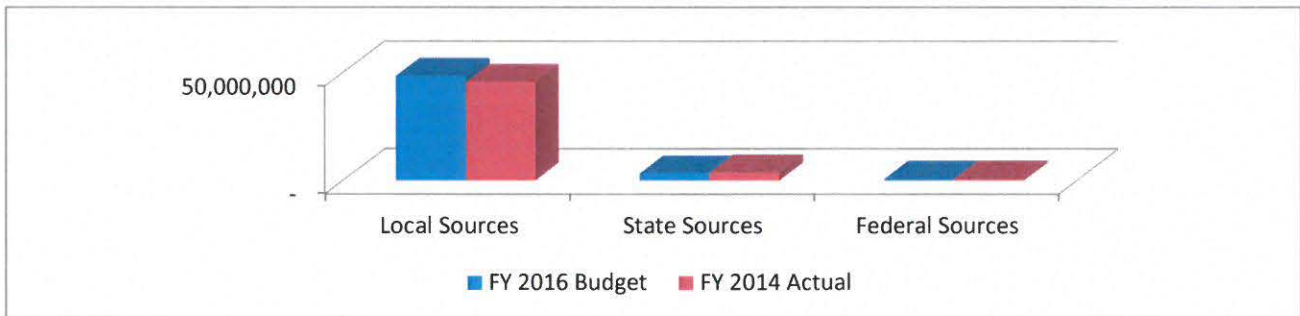
	Educational	Operations & Maintenance	Debt Service	Transportation	Municipal Retirement/ Social Security	Capital Projects	Working Cash	Tort Immunity Judgments	Fire Prevention & Safety	TOTALS
Ending Fund Reserves 6-30-2014 (Includes \$7,000,000 loan for elementary school additions)	\$ 11,198,934	\$ 820,168	\$ 735,566	\$ 322,732	\$ 572,113	\$ 6,499,444	\$ 3,317,000	\$ 7,320	\$ -	\$ 23,473,277
2015 Construction Transfers	\$ (4,300,000)					\$ 7,000,000	\$ (2,700,000)			\$ -
Adjusted Fund Balances	\$ 6,898,934	\$ 820,168	\$ 735,566	\$ 322,732	\$ 572,113	\$ 13,499,444	\$ 617,000	\$ 7,320	\$ -	\$ 23,473,277
2015 Surplus (Deficit)	\$ 1,319,210	\$ (444,976)	\$ 97,023	\$ (67,159)	\$ (71,603)	\$ (13,566,015)	\$ 36,162	\$ 1,162	\$ -	\$ (12,696,196)
Estimated Fund Balance 2015	\$ 8,218,144	\$ 375,192	\$ 832,589	\$ 255,573	\$ 500,510	\$ (66,571)	\$ 653,162	\$ 8,482		\$ 10,777,081
2016 Estimated Surplus (Deficit)	\$ 3,425,544	\$ (504,738)	\$ 27,969	\$ (108,316)	\$ 67,761	\$ (4,840,290)	\$ 11,154	\$ 1,154		\$ (1,919,762)
Estimated Fund Balance 2016	\$ 11,643,688	\$ (129,546)	\$ 860,558	\$ 147,257	\$ 568,271	\$ (4,906,861)	\$ 664,316	\$ 9,636	\$ -	\$ 8,857,319
Construction Transfer From Ed to Capital Projects Fund	\$ (1,000,000)					\$ 1,000,000				\$ -
Adjusted Fund Balance w/Churchill Construction	\$ 10,643,688	\$ (129,546)	\$ 860,558	\$ 147,257	\$ 568,271	\$ (3,906,861)	\$ 664,316	\$ 9,636	\$ -	\$ 8,857,319
Adjusted Percent of Fund Balances vs. Estimated Operating Expenditures										16.18%
Fund Balance 6/30/2013 Per 2013 CAFR (Post Abatement)										\$ 17,532,168
2013 Operating Expenditures										\$ 53,968,259
Percent of Fund Balance Prior to Elementary School Additions										32.49%

FY 2016 Budget & FY 2014 Actual Comparison

Glen Ellyn School District 41

All Funds

	2015-2016	2014-2015	2013-2014	FY 2016 Budget Inc / (Dec) From	% Inc / Dec From FY 2016 Budget
	Budget	Budget	Actual Year End Cash Basis	FY 2014 Actual	& FY 2014 Actual
ALL FUNDS					
DIRECT BUDGETARY REVENUES					
Local Sources	48,598,658	47,603,254	45,821,561	2,777,097	6.06%
State Sources	3,336,376	3,197,768	3,731,083	(394,707)	-10.58%
Federal Sources	870,904	894,876	836,490	34,414	4.11%
~Total, Budgetary Revenues	52,805,938	51,695,898	50,389,134	2,416,804	4.80%
DIRECT BUDGETARY EXPENDITURES					
Salaries	28,444,332	28,868,667	28,403,183	41,149	0.14%
Employee Benefits	5,609,023	5,397,949	5,568,090	40,933	0.74%
Purchased Services	6,055,664	6,949,492	6,209,481	(153,817)	-2.48%
Supplies and Materials	2,283,352	2,458,211	2,429,677	(146,325)	-6.02%
Capital Outlay	6,603,359	14,157,759	1,747,542	4,855,817	277.87%
Other Objects/Tuition/Debt Service	5,729,970	6,532,260	5,916,727	(186,757)	-3.16%
Non-Capitalized Equipment	-	-	-	-	0.00%
~Total, Budgetary Expenditures	54,725,700	64,364,338	50,274,700	4,451,000	8.85%
~Budgetary Surplus/(Shortfall)	(1,919,762)	(12,668,440)	114,434	(2,034,196)	-1777.61%
OTHER FINANCING SOURCES / USES					
Other Financing Sources	2,800,850	7,801,930	917,311	1,883,539	205.33%
Other Financing Uses	1,000,000	-	-	1,000,000	0.00%



**FY 2016 Budget & FY 2014 Actual Comparison
By Individual Funds**

Glen Ellyn School District 41

	2015-2016	2014-2015	2013-2014	FY 2016 Budget	% Inc / Dec From
	Budget	Budget	Actual Year End	Inc / (Dec) From	FY 2016 Budget
			Cash Basis	FY 2014 Actual	& FY 2014 Actual
EDUCATIONAL FUND					
DIRECT BUDGETARY REVENUES					
Local Sources	39,447,452	37,961,402	37,666,425	1,781,027	4.73%
State Sources	2,939,579	2,800,971	3,525,950	(586,371)	-16.63%
Federal Sources	870,904	894,876	836,490	34,414	4.11%
~Total, Budgetary Revenues	43,257,935	41,657,249	42,028,865	1,229,070	2.92%
DIRECT BUDGETARY EXPENDITURES					
Salaries	28,444,332	28,868,667	28,403,183	41,149	0.14%
Employee Benefits	4,445,368	4,105,034	4,397,372	47,996	1.09%
Purchased Services	3,104,860	3,095,182	2,556,658	548,202	21.44%
Supplies and Materials	1,385,963	1,475,342	1,319,354	66,609	5.05%
Capital Outlay	394,099	236,744	138,960	255,139	183.61%
Other Objects/Tuition/Debt Service	2,057,769	2,557,070	2,640,254	(582,485)	-22.06%
Non-Capitalized Equipment	-	-	-	-	0.00%
~Total, Budgetary Expenditures	39,832,391	40,338,039	39,455,781	376,610	0.95%
~Budgetary Surplus/(Shortfall)	3,425,544	1,319,210	2,573,084	852,460	33.13%
OTHER FINANCING SOURCES / USES					
Other Financing Sources	-	-	-	-	0.00%
Other Financing Uses	-	-	-	-	0.00%
O&M FUND					
DIRECT BUDGETARY REVENUES					
Local Sources	3,233,042	3,748,004	2,947,921	285,121	9.67%
State Sources	-	-	-	-	0.00%
Federal Sources	-	-	-	-	0.00%
~Total, Budgetary Revenues	3,233,042	3,748,004	2,947,921	285,121	9.67%
DIRECT BUDGETARY EXPENDITURES					
Salaries	-	-	-	-	0.00%
Employee Benefits	-	-	-	-	0.00%
Purchased Services	1,490,921	2,273,782	2,210,591	(719,670)	-32.56%
Supplies and Materials	897,389	982,869	1,110,323	(212,934)	-19.18%
Capital Outlay	730,720	333,500	1,494,520	(763,800)	-51.11%
Other Objects/Tuition/Debt Service	618,750	602,829	12,541	606,209	4833.82%
Non-Capitalized Equipment	-	-	-	-	0.00%
Termination Benefits	-	-	-	-	0.00%
~Total, Budgetary Expenditures	3,737,780	4,192,980	4,827,975	(1,090,195)	-22.58%
~Budgetary Surplus/(Shortfall)	(504,738)	(444,976)	(1,880,054)	1,375,316	-73.15%
OTHER FINANCING SOURCES / USES					
Other Financing Sources	1,000,000	-	599,310	400,690	66.86%
Other Financing Uses	1,000,000	-	-	1,000,000	0.00%

**FY 2016 Budget & FY 2014 Actual Comparison
By Individual Funds**

Glen Ellyn School District 41

	2015-2016	2014-2015	2013-2014	FY 2016 Budget	% Inc / Dec From
	<u>Budget</u>	<u>Budget</u>	Actual Year End	Inc / (Dec) From	FY 2016 Budget
			Cash Basis	FY 2014 Actual	& FY 2014 Actual
DEBT SERVICE FUND					
DIRECT BUDGETARY REVENUES					
Local Sources	3,679,670	3,673,854	2,911,924	767,746	26.37%
State Sources	-	-	-	-	0.00%
Federal Sources	-	-	-	-	0.00%
~Total, Budgetary Revenues	3,679,670	3,673,854	2,911,924	767,746	26.37%
DIRECT BUDGETARY EXPENDITURES					
Purchased Services	-	204,470	-	-	0.00%
Supplies and Materials	-	-	-	-	0.00%
Capital Outlay	598,250	-	-	598,250	0.00%
Other Objects/Tuition/Debt Service	3,053,451	3,372,361	3,263,932	(210,481)	-6.45%
~Total, Budgetary Expenditures	3,651,701	3,576,831	3,263,932	387,769	11.88%
~Budgetary Surplus/(Shortfall)	27,969	97,023	(352,008)	379,977	-107.95%
OTHER FINANCING SOURCES / USES					
Other Financing Sources	800,850	801,930	318,001	482,849	151.84%
Other Financing Uses	-	-	-	-	0.00%
TRANSPORTATION FUND					
DIRECT BUDGETARY REVENUES					
Local Sources	954,770	912,102	961,409	(6,639)	-0.69%
State Sources	396,797	396,797	205,133	191,664	93.43%
Federal Sources	-	-	-	-	0.00%
~Total, Budgetary Revenues	1,351,567	1,308,899	1,166,542	185,025	15.86%
DIRECT BUDGETARY EXPENDITURES					
Salaries	-	-	-	-	0.00%
Employee Benefits	-	-	-	-	0.00%
Purchased Services	1,459,883	1,376,058	1,442,232	17,651	1.22%
Supplies and Materials	-	-	-	-	0.00%
Capital Outlay	-	-	-	-	0.00%
Other Objects/Tuition/Debt Service	-	-	-	-	0.00%
Non-Capitalized Equipment	-	-	-	-	0.00%
Termination Benefits	-	-	-	-	0.00%
~Total, Budgetary Expenditures	1,459,883	1,376,058	1,442,232	17,651	1.22%
~Budgetary Surplus/(Shortfall)	(108,316)	(67,159)	(275,690)	167,374	-60.71%
OTHER FINANCING SOURCES / USES					
Other Financing Sources	-	-	-	-	0.00%
Other Financing Uses	-	-	-	-	0.00%

**FY 2016 Budget & FY 2014 Actual Comparison
By Individual Funds**

Glen Ellyn School District 41

	2015-2016	2014-2015	2013-2014 Actual Year End	FY 2016 Budget Inc / (Dec) From	% Inc / Dec From FY 2016 Budget
	<u>Budget</u>	<u>Budget</u>	<u>Cash Basis</u>	<u>FY 2014 Actual</u>	<u>& FY 2014 Actual</u>
IMRF FUND					
DIRECT BUDGETARY REVENUES					
Local Sources	534,762	721,342	774,996	(240,234)	-31.00%
State Sources	-	-	-	-	0.00%
Federal Sources	-	-	-	-	0.00%
~Total, Budgetary Revenues	534,762	721,342	774,996	(240,234)	-31.00%
DIRECT BUDGETARY EXPENDITURES					
Employee Benefits	515,193	803,579	656,561	(141,368)	-21.53%
Other Objects/Tuition/Debt Service	-	-	-	-	0.00%
Non-Capitalized Equipment	-	-	-	-	0.00%
Termination Benefits	-	-	-	-	0.00%
~Total, Budgetary Expenditures	515,193	803,579	656,561	(141,368)	-21.53%
~Budgetary Surplus/(Shortfall)	19,569	(82,237)	118,435	(98,866)	-83.48%
OTHER FINANCING SOURCES / USES					
Other Financing Sources	-	-	-	-	0.00%
Other Financing Uses	-	-	-	-	0.00%
SOCIAL SECURITY FUND					
DIRECT BUDGETARY REVENUES					
Local Sources	696,654	527,726	521,609	175,045	33.56%
State Sources	-	-	-	-	0.00%
Federal Sources	-	-	-	-	0.00%
~Total, Budgetary Revenues	696,654	527,726	521,609	175,045	33.56%
DIRECT BUDGETARY EXPENDITURES					
Employee Benefits	648,462	489,336	514,158	134,304	26.12%
~Total, Budgetary Expenditures	648,462	489,336	514,158	134,304	26.12%
~Budgetary Surplus/(Shortfall)	48,192	38,390	7,451	40,741	546.75%
OTHER FINANCING SOURCES / USES					
Other Financing Sources	-	-	-	-	0.00%
Other Financing Uses	-	-	-	-	0.00%

**FY 2016 Budget & FY 2014 Actual Comparison
By Individual Funds**

	2015-2016	2014-2015	2013-2014	FY 2016 Budget	% Inc / Dec From
	<u>Budget</u>	<u>Budget</u>	Actual Year End	Inc / (Dec) From	FY 2016 Budget
			Cash Basis	FY 2014 Actual	& FY 2014 Actual
CAPITAL PROJECTS FUND					
DIRECT BUDGETARY REVENUES					
Local Sources	40,000	21,500	26,616	13,384	50.29%
State Sources	-	-	-	-	0.00%
Federal Sources	-	-	-	-	0.00%
~Total, Budgetary Revenues	40,000	21,500	26,616	13,384	50.29%
DIRECT BUDGETARY EXPENDITURES					
Capital Outlay	4,880,290	13,587,515	114,062	4,766,228	4178.63%
~Total, Budgetary Expenditures	4,880,290	13,587,515	114,062	4,766,228	4178.63%
~Budgetary Surplus/(Shortfall)	(4,840,290)	(13,566,015)	(87,446)	(4,752,844)	5435.18%
OTHER FINANCING SOURCES / USES					
Other Financing Sources	1,000,000	7,000,000	-	1,000,000	0.00%
Other Financing Uses	-	-	-	-	0.00%
WORKING CASH FUND					
DIRECT BUDGETARY REVENUES					
Local Sources	11,154	36,162	9,434	1,720	18.23%
State Sources	-	-	-	-	0.00%
Federal Sources	-	-	-	-	0.00%
~Total, Budgetary Revenues	11,154	36,162	9,434	1,720	18.23%
~Budgetary Surplus/(Shortfall)	11,154	36,162	9,434	1,720	18.23%
OTHER FINANCING SOURCES / USES					
Other Financing Sources	-	-	-	-	0.00%
Other Financing Uses	-	-	-	-	0.00%

**FY 2016 Budget & FY 2014 Actual Comparison
By Individual Funds**

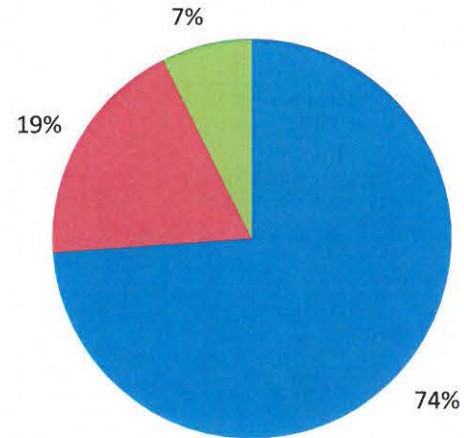
	2015-2016	2014-2015	2013-2014 Actual Year End	FY 2016 Budget Inc / (Dec) From	% Inc / Dec From FY 2016 Budget
	<u>Budget</u>	<u>Budget</u>	<u>Cash Basis</u>	<u>FY 2014 Actual</u>	<u>& FY 2014 Actual</u>
TORT IMMUNITY FUND					
DIRECT BUDGETARY REVENUES					
Local Sources	1,154	1,162	1,227	(73)	-5.95%
State Sources	-	-	-	-	0.00%
Federal Sources	-	-	-	-	0.00%
~Total, Budgetary Revenues	1,154	1,162	1,227	(73)	-5.95%
DIRECT BUDGETARY EXPENDITURES					
Purchased Services	-	-	-	-	0.00%
~Total, Budgetary Expenditures	-	-	-	-	0.00%
~Budgetary Surplus/(Shortfall)	1,154	1,162	1,227	(73)	-5.95%
OTHER FINANCING SOURCES / USES					
Other Financing Sources	-	-	-	-	0.00%
Other Financing Uses	-	-	-	-	0.00%

**Glen Ellyn School District 41
2015-16 Salaries/Benefits by Department**

Direct Instruction	\$ 21,692,281	\$ 2,953,169	\$ 518,285	\$ 25,163,735
Support Services	\$ 4,860,464	\$ 950,638	\$ 592,963	\$ 6,404,065
CSO	\$ 1,891,587	\$ 489,326	\$ 104,642	\$ 2,485,555
	\$ 28,444,332	\$ 4,393,133	\$ 1,215,890	\$ 34,053,355

Direct Instruction	74%
Support Services	19%
CSO	7%

**2015-2016 Tentative Budget
Salaries/Benefits by Department**



■ Direct Instruction ■ Support Services ■ CSO












**GLEN ELLYN SCHOOL DISTRICT 41
2015-16 SUPERINTENDENT BUDGET**

Quick	Account Level	2012-13	2013-14	2014-15	2014-15 YTD	2015-16
Key	Description	Actual	Actual	Budget	Actual 6/8/15	Budget
	MULTIPLE DEPARTMENTAL SALARIES	418,916	362,695	367,423	348,025	279,676
	MULTIPLE EMPLOYEE BENEFITS	64,588	62,795	60,757	57,803	65,420
10804	10E000 2310 3110 00 000000 CONTRACTED SVCS/BOARD	48,279	31,108	45,500	9,740	30,000
10806	10E000 2310 3180 00 000000 LEGAL SERVICES	172,651	179,789	160,000	110,254	175,000
10808	10E000 2310 3320 00 000000 CONF/MTG/WKSHP/BOARD	6,873	4,089	7,500	585	8,500
10817	10E000 2310 4100 00 000000 GENERAL SUPPLIES/BOARD	6,719	2,594	8,500	3,071	8,500
10815	10E000 2310 4190 00 000000 SMALL EQUIPMENT/BOARD	-	-	-	-	1,000
10814	10E000 2310 6400 00 000000 DUES & FEES/BOARD	12,463	14,238	15,000	14,210	15,000
10826	10E000 2320 3110 00 000000 PURCHASED SVCS/EXEC SVCS	1,514	3,347	10,000	-	10,000
10827	10E000 2320 3320 00 000000 CONF/MTG/WKSHP/EXEC	2,416	7,305	10,000	298	10,000
10835	10E000 2320 4100 00 000000 GENERAL SUPPLIES/EXEC SVCS	2,876	4,554	6,500	5,069	8,500
11836	10E000 2320 4190 00 000000 SMALL EQUIPMENT/EXEC	-	400	700	466	200
10836	10E000 2320 5500 00 000000 EQUIPMENT/EXEC SVCS	-	-	300	-	300
10837	10E000 2320 6400 00 000000 DUES & FEES/EXEC SVCS	6,150	8,467	8,500	8,443	6,000
11326	10E000 2621 3140 00 000000 PURCH SVCS/CONTINUOUS IMP	7,978	2,743	7,500	4,021	8,000
11327	10E000 2621 3320 00 000000 CONF/MTGS/WKSHP/CONT IMP	-	5,043	6,000	1,206	6,000
11328	10E000 2621 4100 00 000000 GEN SUPPLIES/CONTINUOUS IMP	5,869	745	6,515	500	8,000
11329	10E000 2621 4190 00 000000 SMALL EQUIPMENT/CONTINUOUS IMP	-	389	500	-	500
11331	10E000 2621 6400 00 000000 DUES & FEES/CONTINUOUS IMP	1,385	1,235	2,985	2,985	1,500
11636	10E000 2627 3140 00 000000 PURCHASED SERVICES/BLT	-	-	2,000	150	-
11638	10E000 2627 4100 00 000000 GENERAL SUPPLIES/BLT	-	-	1,000	-	-
11622	10E000 2627 3140 00 000000 PURCHASED SERVICES/CIT	-	-	10,500	1,600	10,000
11623	10E000 2626 4100 00 000000 GENERAL SUPPLIES/CIT	2,679	-	4,000	-	3,500
	TOTAL SUPERINTENDENT BUDGET	761,356	691,536	741,680	568,426	655,596

CSO 2015-2016












Team	Position	FTE	Position	FTE
Exec	Superintendent	1.00	Executive Secretary	1.00
	Chief Communications Officer	1.00	Webmaster	1.00
	Total	2.00	Total	2.00
TLA	Asst. Supt.	1.00	Admin Ast.-TLA/Supt	1.00
	Dir. Student Svcs	1.00	Spec Ed Secretary	1.00
	Behavior Intervent	1.00		
	Director of Bilingual/ESL	1.00	TLA Secretary	1.00
	Total	4.00	Total	3.00
FFO	Asst. Supt/CSBO	1.00	Admin Asst.	1.00
			Admin Asst.	1.00
			Fiscal Services Coordin	1.00
			Accts. Payable	1.00
			Payroll	1.00
	Director-B/G	1.00	Maintenance/HVAC	1.00
			Maintenance	1.00
			Maintenance	1.00
			Delivery	0.67
			Custodian	0.40
	Total	2.00	Total	9.07
HR	Assistant Supt	1.00	HR Specialist	1.00
			Admin Asst.	1.00
	Total	1.00	Total	2.00
Tech	Director	1.00		
	Asst. Dir Tech	1.00		
	Data Administrator	1.00		
	Total	3.00	Total	-

TOTAL STAFF 28.07

-  Building based program
-  ESL/FLES/Bilingual/PreK/Dual (K McCluskey Budget)
-  Special Education/Student Services (M Gallo Budget)
-  Teaching/Learning/Accountability (K Carlson Budget)
-  Buildings and Grounds (D Scarmardo Budget)
-  Technology (M Wood Budget)
-  Food Service (separate budget)
-  Human Resources (L Campbell Budget)
-  Superintendent (P Gordon Budget)
-  Finance/Facilities/Operations (B Ciserella Budget)
-  Communications (E Krehbiel Budget)












CSO 2014-2015

Team	Position	FTE	Position	FTE	
Exec	Superintendent	1.00	Executive Secretary	1.00	
			Administrative Assistant	1.00	
	Chief Communications Officer	1.00	Webmaster	1.00	
	Total	2.00	Total	3.00	
TLA	Asst. Supt.	1.00	Admin Ast.-TLA/Supt	1.00	
	Dir. Student Svcs	1.00	Spec Ed Secretary	1.00	
	Director of Bilingual/ESL	1.00	TLA Secretary	1.00	
	Total	3.00	Total	3.00	
FFO	Asst. Supt/CSBO	1.00	Admin Asst.	1.00	
			Admin Asst.	1.00	
			Fiscal Services Coordinator	1.00	
			Accts. Payable	1.00	
			Payroll	1.00	
	Director-B/G	1.00	Maintenance/HVAC	1.00	
			Maintenance	1.00	
			Maintenance	1.00	
			Delivery	0.67	
		Custodian	0.40		
	Total	2.00	Total	9.07	
HR	Assistant Supt	1.00	HR Specialist	1.00	
			Admin Asst.	1.00	
	Total	1.00	Total	2.00	
Tech	Director	1.00			
	Asst. Dir Tech	1.00	Network Admin	1.00	
	Data Administrator	1.00			
	Total	3.00	Total	1.00	
				TOTAL STAFF	29.07

-  Building based program
-  ESL/FLES/Bilingual/PreK/Dual (K McCluskey Budget)
-  Special Education/Student Services (M Gallo Budget)
-  Teaching/Learning/Accountability (K Carlson Budget)
-  Buildings and Grounds (D Scarmardo Budget)
-  Technology (M Wood Budget)
-  Food Service (separate budget)
-  Human Resources (L Campbell Budget)
-  Superintendent (P Gordon Budget)
-  Finance/Facilities/Operations (B Ciserella Budget)
-  Communications (E Krehbiel Budget)

CSO 2013-2014

Team	Position	FTE	Position	FTE
Exec	Superintendent	1.00	Executive Secretary	1.00
	Dir of Communical	1.00	Admin Asst	1.00
	Total	2.00	Total	2.00
TLA	Asst. Supt.	1.00	Admin Asst.-TLA/Supt	1.00
	Dir. Student Svcs	1.00	Spec Ed Secretary	1.00
	Director of Bilingua	1.00	TLA Secretary	1.00
	Total	3.00	Total	3.00
FFO	Asst. Supt	1.00	Admin Asst.	1.00
			Admin Asst.	1.00
			Fiscal Services Coordin	1.00
			Accts. Payable	1.00
			Payroll	1.00
	Director	1.00	Maintenance/HVAC	1.00
			Maintenance	1.00
			Maintenance	1.00
			Delivery	0.67
			Custodian	0.40
	Total	2.00	Total	9.07
HR	Director	1.00	HR Specialist	1.00
			Admin Asst.	1.00
	Total	1.00	Total	2.00
Tech	Director	1.00	Webmaster	1.00
	Asst. Dir Tech	1.00	Network Admin	1.00
	Data Administrator	1.00		
	Instr Tech Spec	1.00		
	Total	4.00	Total	2.00
				TOTAL ST 30.07

-  Building based program
-  ESL/FLES/Bilingual/PreK/Dual (K McCluskey Budget)
-  Special Education/Student Services (J Law Budget)
-  Teaching/Learning/Accountability (K Carlson Budget)
-  Buildings and Grounds (D Scarmardo Budget)
-  Technology (M Wood Budget)
-  Food Service (separate budget)
-  Human Resources (L Campbell Budget)
-  Superintendent (P Gordon Budget)
-  Finance/Facilities/Operations (B Ciserella Budget)
-  Communications (J Worthen Budget)

GLEN ELLYN SCHOOL DISTRICT 41
2015-16 TEACHING, LEARNING AND ACCOUNTABILITY

Quick Key	Account Number	Account Level Description	2012-13 Actual	2013-14 Actual	2014-15 Budget	2014-15 YTD Actual 6/8/15	2015-16 Budget
	MULTIPLE	TLA DEPARTMENTAL SALARIES	193,655	199,534	201,018	192,302	202,129
	MULTIPLE	TLA EMPLOYEE BENEFITS	40,783	42,328	40,096	39,633	41,047
	MULTIPLE	PBL COACHES SALARIES	-	-	347,242	286,894	356,618
	MULTIPLE	PBL COACHES BENEFITS	-	-	44,225	35,175	36,758
11180	10E000 1100 3140 00 000000	PURCHASED SVCS/DIST	-	-	-	-	20,000
11111	10E000 1100 3320 15 000000	CONF/MTG/WKSHP/MATH SPEC	-	-	2,250	-	2,250
11171	10E000 1100 3320 16 000000	CONF/MTG/WKSHP/LITERACY	-	-	2,700	-	2,700
10154	10E000 1100 3380 00 172500	OUTDOOR ED FEES	7,649	8,087	-	-	-
10074	10E000 1100 4100 00 000000	GENERAL SUPPLIES/DIST	3,908	7,930	16,000	2,519	5,000
11110	10E000 1100 4100 11 000000	GENERAL MUSIC SUPPLIES	401	230	400	-	-
11087	10E200 1100 4100 80 000000	SUPPLIES/HADLEY NEW HORIZONS	11,385	13,831	-	-	-
10114	10E000 1100 4190 00 000000	SMALL EQUIPMENT/DIST	-	8,187	750	1,412	750
10084	10E000 1100 4200 00 000000	TEXTBOOKS/DIST	115,424	116,623	100,000	30,653	83,150
10094	10E000 1100 4210 00 000000	CONSUMABLES/DIST	42,521	37,774	45,000	4,648	30,000
10104	10E000 1100 4220 00 000000	SUPP MTLs FOR TEXTS/DIST	161,540	140,278	100,000	45,770	68,000
10184	10E000 1100 5500 00 000000	EQUIPMENT/DIST	-	-	2,000	-	2,000
11631	10E000 2212 1122 00 000000	SUMMER WORK/CURR DEV	37,529	68,599	10,000	1,680	20,000
10600	10E000 2212 1123 00 000000	CURR COMM/CURR DEV	65,226	63,222	90,000	94,618	70,000
11607	10E000 2212 3140 00 000000	PURCHASED SVC/CURR DEV	45,231	29,167	15,000	15,024	-
10605	10E000 2212 3320 00 000000	CONF/MTG/WKSHP/CURR DEV	43,165	16,151	15,000	18,966	10,000
10602	10E000 2212 3600 00 000000	PRINTING/CURR DEV	9,272	242	2,000	1,305	500
10603	10E000 2212 4100 00 000000	GENERAL SUPPLIES/CURR DEV	12,231	-	10,000	693	5,000
11611	10E000 2212 4700 00 000000	SOFTWARE/CURR DEV	75,336	5,087	10,000	-	10,000
11610	10E000 2212 6400 00 000000	DUES & FEES/CURR DEV	842	506	1,500	149	750
10590	10E000 2230 3140 00 000000	PURCHASED SVCS/TEST SVCS	2,565	1,000	-	-	-
10591	10E000 2230 4100 00 000000	GENERAL SUPPLIES/TEST SVCS	784	-	-	-	-
40017	40E000 2550 3313 00 172500	FIELD TRIPS/OUTDOOR ED	2,111	1,829	4,000	1,085	-
40019	40E000 2550 3314 00 000000	MUSIC TRIPS/REG TRANS	4,472	4,304	4,500	3,764	1,000
	Total TLA Budget		876,030	764,909	1,063,681	776,290	967,652

Glen Ellyn School District 41
2015-16 Student Services Budget - Revenue

Quick Key	Account Number	Account Description /Building Location	2012-13 Actual	2013-14 Actual	2014-15 Budget	2014-15 YTD Revenue	2015-2016 Budget
1132	10R000 3100 0000 00 000000	SP ED PRIVATE FAC REIMB	251,011	474,952	414,800	312,470	414,800
1133	10R000 3105 0000 00 000000	SP ED EXTRA PUPIL REIMB	442,679	527,698	419,920	319,240	419,920
1131	10R000 3110 0000 00 000000	SP ED PERSONNEL REIMB	575,601	725,973	582,100	446,989	582,100
1134	10R000 3120 0000 00 000000	SP ED ORPHANAGE REIMB	17,420	23,663	17,550	58,742	17,550
1139	10R000 3145 0000 00 000000	SP ED SUMMER SCHOOL	594	1,140	600	1,008	600
	Total State Revenue		1,287,305	1,753,426	1,434,970	1,138,449	1,434,970
1211	10R000 4991 0000 00 000000	MEDICAID ADMIN OUTREACH	40,062	61,433	61,500	-	61,500
	10R000 4992 0000 00 000000	MEDICAID FEE FOR SERVICE	66,651	72,249	72,500	93,575	72,500
	Total Federal Revenue		106,713	133,682	134,000	93,575	134,000
	Total State and Federal Revenue		1,394,018	1,887,108	1,568,970	1,232,024	1,568,970

**GLEN ELLYN SCHOOL DISTRICT 41
2015-16 STUDENT SERVICES BUDGET**

Quick	Account Level	2012-13	2013-14	2014-15	2014-15 YTD	2015-2016	
Key	Account Number	Description	Actual	Actual	Budget	Actual 6/8/15	Budget
	MULTIPLE	DEPARTMENTAL SALARIES	4,259,039	4,115,815	3,645,184	3,098,406	3,616,573
	MULTIPLE	DEPARTMENTAL BENEFITS	1,168,866	1,126,015	927,476	797,629	957,370
	TOTAL SALARIES & BENEFITS		5,427,905	5,241,830	4,572,660	3,896,036	4,573,943
11366	10E000 1220 1120 00 000000	EXTRA DUTY STIPENDS/RTi-INCL	697	-	4,500	-	1,500
10365	10E000 1220 1240 00 000000	HOMEBOUND TUTOR/RTi-INCL	3,605	282	4,000	306	4,000
10315	10E000 1220 3140 00 000000	PURCHASED SVCS/RTi-INCL	6,535	-	-	-	-
10398	10E000 1220 3141 00 000000	TUTORING SERVICES/RTi-INCL	2,345	3,930	6,000	5,413	-
10313	10E000 1220 3320 00 000000	CONF/MTG/WKSHP/RTi-INCL	1,610	769	2,000	-	2,000
10237	10E000 1220 4100 00 000000	SUPPLIES/RTi-INCL	7,824	12,782	15,450	9,930	10,000
11333	10E000 1220 4190 00 000000	SMALL EQUIPMENT/RTi-INCL	431	3,977	4,000	-	4,000
11304	10E000 1220 4700 00 000000	SOFTWARE/RTi-INCL	-	4,533	2,500	187	6,000
11339	10E000 1220 5500 00 000000	EQUIPMENT/RTi-INCL	-	-	12,100	-	4,000
	TOTAL RTi PROGRAM BUDGET		23,047	26,273	50,550	15,836	31,500
11313	10E000 1222 3320 00 000000	CONF/WKSHP/MIP	30	-	500	-	-
10249	10E000 1222 4100 00 000000	SUPPLIES/MIP	3,709	8,192	6,000	596	-
10247	10E000 1222 4190 00 000000	SMALL EQUIP/MIP	159	2,674	1,000	381	-
10239	10E000 1222 4700 00 000000	SOFTWARE/MIP	-	-	800	99	-
	TOTAL MIP BUDGET		3,898	10,866	8,300	1,076	-
11311	10E000 1223 3320 00 000000	CONF/WKSHP/GIP	-	-	250	-	-
10238	10E000 1223 4100 00 000000	SUPPLIES/GIP	1,936	956	1,000	-	-
	TOTAL GIP BUDGET		1,936	956	1,250	-	-
11314	10E000 1224 3320 00 000000	CONF/WKSHP/CROSS CAT	-	-	250	-	-
10236	10E200 1224 4100 00 000000	SUPPLIES/CROSS CAT/HAD	68	504	3,000	-	-
	TOTAL CROSS CAT BUDGET		68	504	3,250	-	-

**GLEN ELLYN SCHOOL DISTRICT 41
2015-16 STUDENT SERVICES BUDGET**

Quick		Account Level	2012-13	2013-14	2014-15	2014-15 YTD	2015-2016
10263	10E000 1225 1120 00 000000	EXTRA DUTY/ECE	1,545	214	2,975	174	1,500
10385	10E000 1225 3320 00 000000	CONF/MTG/WKSHP/ECE	440	1,034	850	850	-
10244	10E000 1225 4100 00 000000	SUPPLIES/ECE	2,466	3,337	2,875	2,839	-
12254	10E000 1225 4110 00 000000	ECE STUDENT SNACKS	2,745	2,398	2,500	531	1,500
12219	10E000 1225 4190 00 000000	SMALL EQUIPMENT/ECE	284	-	1,300	68	-
	TOTAL ECE BUDGET		7,480	6,983	10,500	4,462	3,000
11513	10E000 2110 3140 00 000000	PURCH SVC/SOCIAL WORK	7,650	925	620	930	-
11317	10E000 2110 3320 00 000000	CONF/WKSHP//SOC WORK	348	205	500	405	500
11545	10E000 2110 4100 00 000000	GENERAL SUPPLIES/SOC WORK	3,883	2,099	5,690	1,838	1,250
11493	10E000 2110 4700 00 000000	SOFTWARE//SOC WORK	-	-	500	-	500
10461	10E000 2130 3230 00 000000	EQUIP REPAIR/HEALTH SVCS	260	168	400	130	400
11319	10E000 2130 3320 00 000000	CONF/WKSHP//HEALTH	540	120	600	271	500
10575	10E000 2130 4100 00 000000	HEALTH SUPPLIES/DIST	60	2,030	1,200	1,029	1,200
10637	10E000 2130 5500 00 000000	EQUIPMENT/HEALTH	-	6,467	1,000	-	1,000
10248	10E000 2140 3140 00 000000	PURCH SERV/PSYCH/	-	-	500	-	500
10558	10E000 2140 3320 00 000000	CONF/MTG/WKSHP/PSYCH	73	530	1,000	279	500
10250	10E000 2140 4100 00 000000	SUPPLIES//PSYCH	3,733	2,590	8,000	1,049	5,000
10597	10E000 2142 1120 00 000000	EX DUTY/PRE-SCHOOL SCREENING	-	-	-	-	-
10598	10E000 2142 3140 00 000000	PURCH SVCS/PRE-SCHOOL SCREEN	501	860	925	525	1,000
10599	10E000 2142 4100 00 000000	GEN SUPPLIES/PRE-SCHOOL SCREEN	48	48	575	-	500
11316	10E000 2150 3320 00 000000	CONF/WKSHP//SPEECH	1,040	985	1,500	434	500
10246	10E000 2150 4100 00 000000	SUPPLIES//SPEECH/DIST	3,492	6,671	5,000	1,365	3,000
10258	10E000 2330 3140 00 000000	PURCH SVCS/SPEC SERV/	1,142	530	2,000	1,923	2,000
10262	10E000 2330 3320 00 000000	CONF/MTGS/SPEC SVC/	4,741	3,219	4,000	2,935	4,000
10251	10E000 2330 4100 00 000000	SUPPLIES//SPEC SVCS	1,945	1,315	3,500	1,044	1,500
12345	10E000 2330 4100 00 462000	IDEA PROP SHARE SUPPLIES	-	2,646	-	245	-
10868	10E000 2330 4190 00 000000	SMALL EQUIP//SPEC SVCS	392	634	2,000	166	1,000
12344	10E000 2330 4190 00 462000	PROPORTIONATE SHARE	-	11,613	-	-	-
10252	10E000 2330 5500 00 000000	EQUIPMENT/SPEC SVCS	-	-	2,000	-	1,000
10685	10E000 2330 6400 00 000000	DUES & FEES/SPEC SVCS	296	100	1,000	410	2,000
10412	10.E.000.1226.3320.00.000000	CONF/MTG/WKSHP/EC STRUCTURED	-	-	500	40	-

**GLEN ELLYN SCHOOL DISTRICT 41
2015-16 STUDENT SERVICES BUDGET**

Quick		Account Level	2012-13	2013-14	2014-15	2014-15 YTD	2015-2016
10415	10.E.000.1226.4100.00.000000	SUPPLIES/EC STRUCTURED	-	94	2,400	759	-
10417	10.E.000.1226.4190.00.000000	SMALL EQUIPMENT/EC STRUCTURED	-	415	1,200	-	-
10419	10.E.000.1226.5500.00.000000	EQUIPMENT/EC STRUCTURED	-	-	1,150	-	-
10414	10.E.000.1227.3320.00.000000	CONF/MTG/WKSHP/EMO SUP/HA	-	-	250	-	-
10416	10.E.000.1227.4100.00.000000	SUPPLIES/EMO SUP/HA	-	330	3,000	-	-
10418	10.E.000.1227.4190.00.000000	SMALL EQUIPMENT/EMO SUP/HA	-	-	2,250	-	-
10685	10E000 2330 6400 00 000000	DUES & FEES/SPEC SVCS				410	2,000
10670	10E000 1605 1115 00 000000	ESY Stipend and Benefits				-	1,000
11300	10.E.000.1217.3320.00.000000	CONF/WKSHP/Elem SC	-	-	-	-	750
11301	10.E.000.1217.4100.00.000000	SUPPLIES/Elem SC	-	-	-	-	5,000
11302	10.E.000.1217.4190.00.000000	SMALL EQUIP/Elem SC	-	-	-	-	1,000
11303	10.E.000.1217.4700.00.000000	SOFTWARE/Elem SC	-	-	-	-	1,000
11305	10.E.000.1218.3320.00.000000	CONF/WKSHP/Hadley SC	-	-	-	-	750
11306	10.E.000.1218.4100.00.000000	SUPPLIES/Hadley SC	-	-	-	-	5,000
11310	10.E.000.1218.4190.00.000000	SMALL EQUIP/Hadley SC	-	-	-	-	1,000
11315	10.E.000.1218.4700.00.000000	SOFTWARE/Hadley SC	-	-	-	-	1,000
11318	10.E.000.1219.3320.00.000000	CONF/WKSHP/EC SC	-	-	-	-	750
11322	10.E.000.1219.4100.00.000000	SUPPLIES/EC SC	-	-	-	-	5,000
11330	10.E.000.1219.4190.00.000000	SMALL EQUIP/EC SC	-	-	-	-	1,000
11342	10.E.000.1219.4700.00.000000	SOFTWARE/EC SC	-	-	-	-	1,000
10372	10E000 4120 3110 00 000000	MEMBERSHIP FEE/CASE	45,754	50,329	45,000	53,794	50,000
10990	10E000 4220 6700 00 000000	PUBLIC SCHOOL TUITION	1,331,691	1,386,024	1,550,000	1,106,339	1,200,000
10371	10E000 1912 6700 00 000000	PRIVATE TUITION	681,983	840,689	720,000	714,849	600,000
40030	40E000 2550 3315 00 000000	SP ED TRANS/ROUTE CONTRACT	512,065	534,672	515,000	413,289	515,000
	TOTAL STUDENT SERVICES BUDGET		8,065,971	8,143,720	7,529,770	6,221,868	7,027,543

GLEN ELLYN SCHOOL DISTRICT 41
2015-16 BILINGUAL/ESL BUDGET/PRE K/FLES

Quick Key	Account Number	Account Level Description	2012-13 Actual	2013-14 Actual	2014-15 Budget	2014-15 YTD Actual	2015-16 Budget	State/Federal Revenue
	MULTIPLE	ESL DEPARTMENTAL SALARIES		1,187,839	1,270,927	741,894	948,742	63,532
	MULTIPLE	ESL DEPARTMENTAL BENEFITS	163,916	187,933	217,838	185,162	202,122	
11549	10E000 1800 3140 00 000000	TRANSLATION SERVICES	4,990	20,956	20,000	15,916	20,000	
10456	MULTIPLE	EXTRA DUTY					9,280	
11347	10E000 1800 3320 00 000000	DIR CONF/MTG/WRKSHOP EXP	4,759	4,253	4,500	1,535	4,500	
10514	10E000 1800 3330 00 000000	CONTRACT TRAVEL/ESL	500	1,017	1,100	617	1,100	
10516	10E000 1800 4100 00 000000	GENERAL SUPPLIES/ESL/DIST	3,617	2,885	8,300	3,852	8,300	
11351	10E000 1800 6400 00 000000	DIR DUES & FEES	500	128	500	-	240	
	TOTAL ESL BUDGET		178,282	1,405,011	1,523,165	948,976	1,194,284	63,532
	MULTIPLE	DUAL/BILINGUAL DEPARTMENTAL SALARIES		202,666	301,696	241,356	505,428	161,848
	MULTIPLE	DUAL/BILINGUAL DEPARTMENTAL BENEFITS	64,874	74,379	86,215	73,283	89,504	
10285	10E000 1810 4100 00 000000	GENERAL SUPPLIES/BIL/DIST	12,305	11,674	6,925	5,076	6,925	
	TOTAL DUAL/BILINGUAL BUDGET		77,179	288,719	394,836	319,715	601,857	161,848
	10E000 1820 3140 00 000000	TRANSLATION SVCS/IMMIGRANT ED			3,603	-		
11555	10E000 1820 3140 00 490500	PURCH SVCS/IMMIGRANT ED			12,055	-		
11557	10E000 1820 4100 00 490500	GEN SUPPLIES/IMMIGRANT ED	2,795			-		
	TOTAL IMMIGRANT ED BUDGET		2,795	-	15,658	-	-	
18330	10E000 1830 1130 00 490900	TITLE III AIDE SALARY	20,755	12,352	21,933	18,175	21,940	21,940
11672	10E000 1830 3140 00 490900	PURCH SVCS/TITLE III/	44,385	10,765	10,725	7,085	10,890	10,890
11668	10E000 1830 3320 00 490900	CONF/MTGS/TITLE III	1,425	770	2,125	230	1,200	1,200
11667	10E000 1830 4100 00 490900	GEN SUPPLIES/TITLE III	23,986	-	-	6,855	-	
13409	10E000 3100 1130 00 490900	LIPLES/PARENT LIAISON	22,973	-	18,997	15,538	17,852	17,852
11678	10E000 3100 3140 00 490900	PROF SVCS/LIPLEPS	1,370	21,857	25,697	14,365	10,960	10,960
40047	40E000 2550 3310 00 490900	TITLE III/LIPLEPS TRANS			2,530	310	-	-
11679	10E000 3100 4100 00 490900	SUPPLIES LIPLEPS			1,125	-	0	-
	TOTAL TITLE III/LIPLES GRANT BUDGET		114,894	45,744	83,132	62,558	62,842	62,842
	MULTIPLE	FLES DEPARTMENTAL SALARIES		120,594	267,124	262,289	545,369	
	MULTIPLE	FLES DEPARTMENTAL BENEFITS	90,159	103,369	119,818	101,845	124,389	
11412	10E000 1100 4100 21 000000	FLES SUPPLIES & MATERIALS	-	-	10,000	7,305	10,000	
22122	10E000 2213 3320 21 000000	FLES CONFERENCE/MEETINGS/WORKSHOPS	-	1,023	1,000	580	1,000	
22121	10E000 2213 3140 21 000000	FLES PROFESSIONAL SERVICES	-	897	2,000	-	2,000	
	TOTAL FLES BUDGET		90,159	225,883	399,942	372,019	682,758	

GLEN ELLYN SCHOOL DISTRICT 41
2015-16 BILINGUAL/ESL BUDGET/PRE K/FLES

Quick Key	Account Number	Account Level Description	2012-13 Actual	2013-14 Actual	2014-15 Budget	2014-15 YTD Actual	2015-16 Budget	State/Federal Revenue
	MULTIPLE	PRE K DEPARTMENTAL SALARIES	110,775	104,124	137,423	110,355	168,416	
	MULTIPLE	PRE K DEPARTMENTAL BENEFITS	30,712	30,594	35,462	30,143	36,815	
11437	10E000 1125 4100 00 000000	GENERAL SUPPLIES/PRE-K DIST	-	-	-	-	5,000	
10435	10E000 1125 4100 00 370500	GENERAL SUPPLIES/AT RISK	29	628	3,000	-	-	
11477	10E000 1125 4100 00 370570	GENERAL SUPPLIES/PRE-K FOR ALL	68	60	2,000	-	-	
11436	10E000 1125 4110 00 000000	FOOD SUPPLIES/PRE-K DIST	0	157	1,765	858	4,265	
10443	10E000 1125 4110 00 370500	FOOD SUPPLIES/AT RISK	253	825	2,500	1,734	-	
40032	40E000 2550 3310 00 370500	PRE-K AT RISK TRANS	85,175	81,480	85,000	63,596	85,000	
40016	40E000 2550 3313 00 000000	FIELD TRIPS/PRE-K	-	-	500	-	500	
	TOTAL PRE K BUDGET		227,012	217,868	267,650	206,686	299,996	
	10E000 3800 1140 00 370501	PARENT EDUC SALARIES			55,000	48,851	55,000	
10159	10E000 3801 1130 00 370501	AIDE SAL/MODEL PARENT 0-3			-			
10119	10E000 3801 1140 00 370501	PARENT EDUC/MODEL PARENT 0-3	30,580	31,909	31,266	28,697	31,266	31,266
10078	10E000 3801 2113 00 370501	TRS 2.2/MODEL PAR 0-3			-	0		
15078	10E000 3801 2114 00 370501	THIS BD SHARE/MODEL PAR 0-3			-	0		
19138	10E000 3801 2210 00 370501	EMP LIFE INS/MODEL PARENT 0-3						
10138	10E000 3801 2220 00 370501	EMP MEDICAL INS/MODEL PRNT 0-3	4,092	4,479	5,438	4,622	5,645	
18138	10E000 3801 2230 00 370501	EMP DENTAL INS/MODEL PRNT 0-3			-	0		
10160	10E000 3801 3140 00 370501	PURCHASED SVC/MODEL PARENT 0-3	338	-	380	-	379	
10157	10E000 3801 3320 00 370501	CONF/MTGS/MODEL PARENT 0-3	285	-	160	-	460	
10193	10E000 3801 4100 00 370501	GEN SUPPLIES/MODEL PARENT 0-3	527	300	700	510	400	
10198	10E000 3801 4110 00 370501	FOOD SUPPLIES/MODEL PARENT 0-3	165	56	250	40	250	
40036	40E000 2550 3310 00 370501	MODEL PAR 0-3/SPEC ED TRANS	208	150	1,216	-	-	
	TOTAL PRE K/BIRTH TO 3		36,195	36,894	39,410	33,869	38,400	31,266
			726,516	2,220,119	2,723,792	1,943,823	2,880,137	319,488

GLEN ELLYN SCHOOL DISTRICT 41
2015-16 HUMAN RESOURCES BUDGET w/ TITLE I AND II REVENUE

Quick Key	Account Number	Account Level Description	2012-13 Actual	2013-14 Actual	2014-15 Budget	2014-15 YTD Activity 6/8/15	2015-16 Budget
		DEPARTMENTAL SALARIES	259,580	260,946	267,026	254,579	268,710
		EMPLOYEE BENEFITS	42,520	44,324	45,022	44,062	46,517
10803	10E000 2310 2340 00 000000	THIS CONTRIBUTION/RET	94,366	91,814	75,000	82,725	102,000
11818	10E000 2310 3100 00 000000	STAFF IMMUNIZATIONS	244	1,558	1,000	599	1,000
10811	10E000 2310 3804 00 000000	UNEMPLOYMENT INSURANCE	16,213	42,075	50,000	28,252	50,000
11990	10E000 1100 3330 00 000000	CONTRACT TRAVEL/INSTRUCTION	600	509	1,150	1,108	1,200
10219	10E200 1100 3330 24 000000	CONTRACT TRAVEL/INSTR MUSIC	241	712	750	705	750
10367	10E000 1220 3330 00 000000	CONTRACT TRAVEL/RIT-INCL	764	509	525	504	525
10514	10E000 1800 3330 00 000000	CONTRACT TRAVEL/ESL	500	1,017	700	617	650
10542	10E000 2110 3330 00 000000	CONTRACT TRAVEL/SOC WORK	500	509	525	-	150
10564	10E000 2130 3330 00 000000	CONTRACT TRAVEL/HEALTH SVCS	801	1,119	1,050	202	300
10583	10E000 2140 3330 00 000000	CONTRACT TRAVEL/PSYCHOLOGIST	301	-	220	-	200
10595	10E000 2150 3330 00 000000	CONTRACT TRAVEL/SPEECH	300	-	-	-	-
10718	10E000 2212 3330 00 000000	CONTRACT TRAVEL/CURR DEV	250	-	-	-	-
10639	10E000 2225 3330 00 000000	CONTRACT TRAVEL/TECH SVCS	500	-	-	-	-
11682	10E000 2629 3140 00 000000	PURCHASED SERVICES/PDT	9,453	24,356	13,950	13,147	18,500
11683	10E000 2629 4100 00 000000	GENERAL SUPPLIES/PDT	1,962	142	1,000	157	3,000
11782	10E000 2629 3320 00 000000	CONF/MTGS/ PDT MEMBERS	243	-	-	-	3,000
11685	10E000 2629 6400 00 000000	DUES & FEES/PDT	153	299	300	299	325
10618	10E000 2213 1120 00 365100	STIPEND/NATL BOARD CERT INIT	6,750	6,750	6,750	1,500	1,500
10793	10E000 2310 2270 00 000000	PHYSICAL EXAMS/ADMIN	1,036	322	2,000	2,000	2,000
10807	10E000 2310 2311 00 000000	EMPLOYEE ASSISTANCE PROGRAM	6,955	388	720	554	700
10813	10E000 2310 4130 00 000000	SUPPLIES/RECOG ACTIVITIES	6,553	2,942	10,000	3,486	10,000
11989	10E000 2640 1290 00 000000	TEMPORARY HELP/HUMAN RESRC	-	-	-	-	4,000
10975	10E000 2640 3140 00 000000	PURCHASED SVCS/HUMAN RESRC	25,439	25,675	36,000	16,768	30,000
10974	10E000 2640 3320 00 000000	CONF/MTG/WKSHHP/HUMAN RESCR	1,933	2,396	3,000	2,235	3,200
10979	10E000 2640 3501 00 000000	ADVERTISEMENTS	695	850	500	-	500
10976	10E000 2640 4100 00 000000	GENERAL SUPPLIES/HUMAN RESRC	1,204	2,432	1,975	1,685	2,500
12605	10E000 2640 4100 05 000000	WELLNESS SUPPLIES/MATERIALS	1,541	(22,257)	16,735	(17,936)	22,000
11984	10E000 2640 4190 00 000000	SMALL EQUIP/HUMAN RESRC	-	-	500	400	500
11987	10E000 2640 6400 00 000000	DUES & FEES/HUMAN RESRC	960	869	1,525	1,402	1,500
10988	10E000 2640 6420 00 000000	BACKGROUND INV/HUMAN RESRC	1,543	6,723	7,000	7,138	10,000
11943	10E000 2640 6900 00 000000	UNASSIGNED STAFF	-	-	180,000	17,092	180,000

GLEN ELLYN SCHOOL DISTRICT 41
2015-16 HUMAN RESOURCES BUDGET w/ TITLE I AND II REVENUE

Quick Key	Account Number	Account Level Description	2012-13 Actual	2013-14 Actual	2014-15 Budget	2014-15 YTD Activity 6/8/15	2015-16 Budget
11433	10E000 1100 1110 00 430000	TITLE I TEACHER SALARIES	-	-	47,802	-	32,200
11211	10E000 1100 2113 00 430000	TITLE I INSTR TRS 2.2	-	-	55	-	145
11312	10E000 1100 2114 00 430000	TITLE I INSTR THIS	-	-	73	-	190
11234	10E000 1100 2115 00 430000	TITLE I INSTR FED TRS	-	-	3,161	-	8,250
11945	10E000 1100 2210 00 430000	TITLE I INSTR LIFE/AD&D	-	-	-	-	-
11395	10E000 1100 2220 00 430000	TITLE I INSTR MEDICAL INS	-	-	-	-	-
11389	10E000 1100 2230 00 430000	TITLE I INSTR DENTAL INS	-	-	-	-	-
11432	10E000 1100 4100 00 430000	TITLE I SUPPLIES/MATERIALS	1,130	-	-	-	-
11213	10E000 2560 4100 00 430000	FOOD/TITLE I	-	-	500	-	500
10652	10E000 1100 1200 00 430000	SUB SALRIES/TITLE I	-	-	6,600	-	6,600
42517	40E000 2550 3317 00 430000	REG TRANS-CHOICE BUS TITLE I	-	-	2,460	-	2,460
55126	51E000 1251 2120 00 430000	IMRF/TITLE I	-	-	6,008	-	4,100
55136	50E000 1251 2130 00 430000	FICA/TITLE I	-	-	307	-	210
55176	50E000 1251 2140 00 430000	MEDICARE/ TITLE I	-	-	72	-	49
		ADMIN/TITLE I	-	-	5,510	-	5,658
10940		BOOKKEEPERS SALARY/TITLE I	-	-	5,364	-	5,509
		BOOKKEEPERS BENEFITS/TITLE I	-	-	2,192	-	2,192
10401	10E000 1251 1130 00 430000	AIDE SALARIES/TITLE I	105,175	97,479	69,537	64,113	33,808
19405	10E000 1251 2210 00 430000	EMP LIFE INS/TITLE I	333	321	185	168	127
10405	10E000 1251 2220 00 430000	EMP MEDICAL INS/TITLE I	28,059	23,818	25,595	21,077	20,060
18405	10E000 1251 2230 00 430000	EMP DENTAL INS/TITLE I	1,679	1,505	1,146	719	786
10650	10E000 1251 3140 00 430000	PURCHASED SVCS/TITLE I	-	-	40,986	-	77,200
11414	10E000 1251 3320 00 430000	CONF/MTGS/WKSHPS/TITLE I	-	-	602	-	2,000
10407	10E000 1251 4100 00 430000	GENERAL SUPPLIES/TITLE I	-	-	66,505	-	18,439
10004	10E000 1100 1110 00 493200	TEACHER SALARIES/TITLE II	68,635	62,525	44,650	49,949	50,000
10655	10E000 1100 1200 00 493200	SUB SALARIES/TITLE II	-	-	-	-	-
	10E000 1100 2112 00 493200		-	228	-	-	-
10657	10E000 1100 2113 00 493200	TRS 2.2 BD SHARE/TITLE II	398	302	259	295	276
15049	10E000 1100 2114 00 493200	THIS BD SHARE/TITLE II	474	350	357	386	400
10607	10E000 1100 2115 00 493200	TRS BD SHARE/TITLE II	20,063	15,473	16,074	-	25,587
19054	10E000 1100 2210 00 493200	EMP LIFE INS/TITLE II	63	69	63	55	69
10054	10E000 1100 2220 00 493200	EMP MEDICAL INS/GRANT	14,731	6,471	14,061	5,312	6,640
18054	10E000 1100 2230 00 493200	EMP DENTAL INS/TITLE II	402	427	392	338	-
52449	50E000 1100 2140 00 493200	MEDICARE/TITLE II	-	0	546	-	596

GLEN ELLYN SCHOOL DISTRICT 41
2015-16 HUMAN RESOURCES BUDGET w/ TITLE I AND II REVENUE

Quick Key	Account Number	Account Level Description	2012-13 Actual	2013-14 Actual	2014-15 Budget	2014-15 YTD Activity 6/8/15	2015-16 Budget
	10E000 2213 2113 00 493200		10	-	-	-	-
	10E000 2213 2115 00 430000		-	1,322	-	-	-
12130	10E000 2213 3140 00 430000	TITLE I STAFF DEV	23,939	43,459	-	52,684	-
10651	10E000 2213 3140 00 493200	TITLE II /PURCH SVCS	-	-	20,284	-	-
10757	10E000 2213 3320 00 493200	TITLE II/CONF	19,880	9,397	-	20,284	-
10756	10E300 3000 5500 00 493200	ST PETS EQUIPMENT	-	12,510	-	-	-
10758	10E301 3000 3320 00 493200	DIAMONTE CONF/MTG/WORKSHOP	-	696	-	-	-
10759	10E302 3000 4100 00 493200	GE MONTESSORI MATLS/SUPPLIES	-	676	-	-	-
12133	10E300 2213 3320 00 493200	ST PETS CONF TITLE II			3,000	-	3,000
10653	10E000 2213 4100 00 493200	MATERIALS/TITLE II	-	-	-	-	-
10654	10E300 2213 4100 00 493200	MATERIALS/ST PETS TITLE II	-	-	-	-	-
		TOTAL HUMAN RESOURCES BUDGET	769,070	774,008	1,109,269	678,660	1,072,278
		TITLE I AND II REVENUE					
1201	10R000 4300 0000 00 000000	TITLE 1	131,679	219,719	283,943	119,353	220,486
1232	10R000 4932 0000 00 000000	TITLE II/TEACHER QUALITY	78,808	80,524	97,581	79,525	86,868
		TOTAL TITLE I AND II REVENUE	210,487	300,243	381,524	198,878	307,354

**GLEN ELLYN SCHOOL DISTRICT 41
2015-16 ABRAHAM LINCOLN SCHOOL BUDGET**

Quick Key	Account Number	Account Level Description	2012-13 Actual	2013-14 Actual	2014-15 Budget	2014-15 YTD Actual 6/8/15	2015-16 Budget
	MULTIPLE	BUILDING SALARIES	2,969,281	2,911,535	2,910,019	2,502,616	2,790,837
	MULTIPLE	EMPLOYEE BENEFITS	634,434	628,274	595,332	511,986	569,954
10034	10E100 1100 1200 00 000000	SUB SALARY/INSTR	-	-	7,500	3,850	7,500
11921	10E100 1100 3380 00 141100	FIELD TRIPS/AL	10,363	1,485	5,000	196	3,500
10070	10E100 1100 4100 00 000000	GENERAL SUPPLIES/AL	30,765	21,938	28,762	20,149	25,750
10115	10E100 1100 4100 10 000000	GEN SUPPLIES/VISUAL ARTS/AL	1,796	1,479	2,500	2,518	2,500
10105	10E100 1100 4100 11 000000	GEN SUPPLIES/VOCAL MUSIC/AL	455	880	850	771	850
11154	10E100 1100 4100 15 000000	SUPPLIES/MATH SPEC/AL	0	515	1,500	1,500	0
11160	10E100 1100 4100 16 000000	SUPPLIES/LITERACY/AL	183	4,871	3,500	2,748	0
10015	10E100 1100 4100 19 000000	GEN SUPPLIES/ELEM PE/AL	1,170	1,163	1,250	1,244	1,400
11041	10E100 1100 4190 00 000000	SMALL EQUIPMENT/AL	2,664	5,648	3,000	622	2,000
11292	10E100 1100 4190 11 000000	SMALL EQUIP/VOCAL MUSIC/AL	497	516	500	509	500
11139	10E100 1100 4190 19 000000	SMALL EQUIP/ELEM PE/AL	0	778	1,200	1,178	500
11241	10E100 1100 4400 00 000000	PERIODICALS/AL	2,292	1,499	2,300	101	3,000
10110	10E100 1100 5500 00 000000	EQUIPMENT/AL	2,000	2,000		0	2,000
10139	10E100 1100 5500 19 000000	EQUIPMENT/ELEM PE/AL	524	0	0	0	0
10570	10E100 2130 4100 00 000000	HEALTH SUPPLIES/AL	555	695	800	787	1,000
11570	10E100 2130 4190 00 000000	SMALL EQUIPMENT/HEALTH/AL	270	99	0	0	400
10760	10E100 2222 3230 00 000000	EQUIPMENT REPAIR/MEDIA/AL	800	730	0	0	0
10725	10E100 2222 4100 00 000000	GENERAL SUPPLIES/MEDIA/AL	895	288	287	287	800
11795	10E100 2222 4190 00 000000	SMALL EQUIPMENT/MEDIA/AL	919	0	0	0	0
10740	10E100 2222 4300 00 000000	LIBRARY BOOKS/AL	8,190	7,879	8,121	7,639	5,000
11790	10E100 2222 4300 00 380000	LIBRARY BOOKS/AL/STATE GRANT	429	0	430	426	0
10770	10E100 2222 4400 00 000000	PERIODICALS/MEDIA/AL	414	426	395	395	200
10730	10E100 2222 4750 00 000000	AV INSTRUCTIONAL MATLS/AL	385	0	0	0	0
10890	10E100 2410 3320 00 000000	CONF/MTG/WKSHP/AL PRINCIPAL	0	350	1,600	725	2,000
10910	10E100 2410 4100 00 000000	OFFICE SUPPLIES/AL PRINCIPAL	451	35	543	543	0
10920	10E100 2410 5500 00 000000	EQUIPMENT/AL PRINCIPAL	0	0	500	0	0
10930	10E100 2410 6400 00 000000	DUES & FEES/AL PRINCIPAL	1,002	30	1,000	10	1,000
10025	10E100 2621 3140 00 000000	PURCH SVC/CONT IMP/AL	0	0	1,000	0	0
10035	10E100 2621 3320 00 000000	CONF/MTG/WKSHP/CONT IMP/AL	6,016	1,650	12,000	11,013	9,000

**GLEN ELLYN SCHOOL DISTRICT 41
2015-16 ABRAHAM LINCOLN SCHOOL BUDGET**

Quick Key	Account Number	Account Level Description	2012-13 Actual	2013-14 Actual	2014-15 Budget	2014-15 YTD Actual 6/8/15	2015-16 Budget
10085	10E100 2621 4100 00 000000	GENERAL SUPPLIES/CONT IMP/AL	3,305	2,744	3,000	1,394	6,000
	LINCOLN BUDGET TOTAL		3,680,055	3,597,507	3,592,889	3,073,207	3,435,691
	Building Allocation						74,900
	Enrollment						535
	Per Student Allocation						140

Lincoln 2015-2016

Regular Programs			Support Staff			Supporting Programs					
Certified Staff			FTE Name Type			Certified Staff					
Grade	FTE		FTE	Name	Type	Program	FTE	Type	Support Staff FTE		
KDG	1.00					Digital Literacy Spe	1.00	Library/Media Aide	1.00		
	1.00					Gifted Specialist	1.00	Reading Assistant	1.00		
						Math Coach	1.00	Reading Assistant	1.00		
	1st	1.00				PBL COACH	0.50	Reading Assistant	1.00		
		1.00				PBL COACH	0.25	Reading Assistant	1.00		
	1.00					Literacy Coach	1.00	5.00 Total PRIS/Library			
	1.00					FLES	1.00	Special Ed Aides			
	1.00					FLES	1.00	Resource	0.50		1-on-1
Level 2 (grades 2-3)						Art	1.00	Resource	1.00		1-on-1
Lit	2-Lit/SS	1.00				General Music	1.00	Resource	1.00		1-on-1
Lit	2-Lit/SS	1.00	Orchestra	0.25	2.50 Total Sp. Ed. Aides						
					Administrative						
Lit	2-Lit/SS	1.00	Band	0.25	Secretary	1.00					
Lit	2-Lit/SS	1.00	Orchestra	0.10	School Secretary	1.00					
			PE	1.00	Health	1.00					
STEAM	2-STEAM	1.00	PE	1.00	Technology Support	0.50					
STEAM	2-STEAM	1.00	Total Support Programs 11.35			Head Custodian	1.00				
STEAM	3-STEAM	1.00	Special Ed Programs			Night Custodian	1.00				
STEAM	3-STEAM	1.00	Resource/Inclusion 1.00			Night Custodian	1.00		Sup		
			Resource/Inclusion 1.00			Night Custodian	1.00				
Level 3 (grades 4-5)			Nurse 0.50			Food Server	0.40		3 hr		
Lit	4th-5th	1.00	Speech 1.00			Food Server	0.40		3 hr		
Lit	4th-5th	1.00	Social Worker 1.00			8.30 Total Clerical/Custodial					
Lit	4th-5th	1.00	Psychologist 1.00			0.80 Food Servers					
Lit	4th-5th	1.00	Total Sp. Ed. 5.50								
STEAM	4	1.00	Building Administration & Other Supports								
STEAM	5	1.00	Principal 1.00								
STEAM	5	1.00	Asst. Principal 1.00								
STEAM	4	1.00	Total Admin 2.00								
Total Classroom	22.00		Total Classroom Aides			TOTAL STAFF 59.65					
ESL Programs											
ESL	1.00										
	1.00										
			1.00	ESL/Bilingual Aide							
			Total ELL/Bilingual 1.00								
2.00 Total ELL/Bilingual											

- Building based program
- ESL/FLES/Bilingual/PreK/Dual (K McCluskey Budget)
- Special Education/Student Services (M Gallo Budget)
- Teaching/Learning/Accountability (K Carlson Budget)
- Buildings and Grounds (D Scarmardo Budget)
- Technology (M Wood Budget)
- Food Service (separate budget)

Lincoln 2013-2014

Regular Programs			Supporting Programs									
Certified Staff			Support Staff			Certified Staff			Support Staff			
Grade	Cert	FTE	FTE	Name	Type	Program	FTE	Type	FTE			
KDG		1.00				LLC Coordinator	1.00	Library/Media Aide	1.00			
		1.00				Gifted Specialist	1.00	Reading Assistant	1.00			
1st		1.00				Math Specialist	1.00	Reading Assistant	1.00			
		1.00				Literacy Specialist	0.50	Reading Assistant	1.00			
		1.00				Literacy Specialist	0.50	Reading Assistant	1.00			
		1.00				FLES	0.50		5.00	Total PRIS/Library		
Level 2 (grades 2-3)						Art	1.00	Special Ed Aides				
Lit	2	1.00				General Music	1.00	Resource	1.00		1-on-1	
Lit	2	1.00				Orchestra	0.25	Resource	1.00		1-on-1	
Lit	3	1.00				Band	0.25	Resource	1.00		1-on-1	
Lit	3	1.00				Orchestra	0.10	Resource	1.00		1-on-1	
Lit	2	0.50				PE	1.00		4.00	Total Sp. Ed. Aides		
Lit	2	0.50				PE	1.00					
STEAM	2	1.00				Total Support	9.10	Administrative Secre	1.00			
STEAM	3	1.00				Special Ed Programs		School Secretary	1.00			
STEAM	3	1.00				Resource/Inclusion	1.00	Health	1.00			
STEAM	3	1.00				Resource/Inclusion	1.00	Technology Support	0.50			
STEAM	3	1.00				Nurse	0.50	Head Custodian	1.00			
STEAM	3	1.00				Speech	1.00	Night Custodians	1.00		Sup	
STEAM	2	1.00				Social Worker	1.00	Night Custodians	1.00			
						Social Worker	0.20	Night Custodians	1.00			
						Psychologist	1.00	Food Servers	0.40		3 hr	
						Total Sp. Ed.	5.70	Food Servers	0.40		3 hr	
Level 3 (grades 4-5)						Building Administration & Other Supports			8.70	Total Clerical/Custodial		
Lit	4	1.00				Principal	1.00		1.20	Food Servers		
Lit	4	1.00				Asst. Principal	1.00					
Lit	5	1.00				Total Admin	2.00					
Lit	5	1.00										
STEAM	4	1.00										
STEAM	4	1.00										
STEAM	5	1.00										
STEAM	5	1.00										
Total Classroom			24.00			Total Classroom Aides						
ESL Programs												
			1.00		ESL/Bilingual Aide							
ESL		1.00	1.00 Total ESL/Bilingual Aides									
ESL		1.00										
ESL		1.00										
Total ESL			3.00									
TOTAL STAFF									62.50			

- Building based program
- ESL/FLES/Bilingual/PreK/Dual (K McCluskey Budget)
- Special Education/Student Services (J Law Budget)
- Teaching/Learning/Accountability (K Carlson Budget)
- Buildings and Grounds (D Scarmardo Budget)
- Technology (M Wood Budget)
- Food Service (separate budget)

**GLEN ELLYN SCHOOL DISTRICT 41
2015-16 BENJAMIN FRANKLIN SCHOOL BUDGET**

Quick Key	Account Number	Account Level Description	2012-13 Actual	2013-14 Actual	2014-15 Budget	2014-15 Activity 6/8/1	2015-16 Budget
	MULTIPLE	BUILDING SALARIES	2,944,055	3,103,352	3,060,118	2,601,100	3,179,995
	MULTIPLE	EMPLOYEE BENEFITS	535,081	520,814	562,331	483,605	526,272
10040	10E110 1100 1200 00 000000	SUB SALARY/INSTR	-	-	7,500	2,450	7,500
11132	10E110 1100 3320 00 000000	CONF/MTGS/VOCAL MUSIC/BF	-	0	42	42	50
11141	10E110 1100 3320 19 000000	CONF/MTGS/ELEM PE/BF	272	276	280	210	300
11922	10E110 1100 3380 00 141100	FIELD TRIPS/BF	1,134	0	3,000	(390)	3,000
10071	10E110 1100 4100 00 000000	GENERAL SUPPLIES/BF	33,812	22,384	25,586	22,602	26,000
11082	10E110 1100 4100 00 192200	SUPPLIES/BF/INFANT WELFARE	-	0	0	0	0
10116	10E110 1100 4100 10 000000	GEN SUPPLIES/VISUAL ARTS/BF	1,929	1,929	2,000	2,065	2,000
10106	10E110 1100 4100 11 000000	GEN SUPPLIES/VOCAL MUSIC/BF	800	797	758	242	800
11161	10E110 1100 4100 16 000000	SUPPLIES/LITERACY/BF	87	25	0	0	0
10016	10E110 1100 4100 19 000000	GEN SUPPLIES/ELEM PE/BF	1,301	1,336	1,428	1,183	1,500
11042	10E110 1100 4190 00 000000	SMALL EQUIPMENT/BF	1,337	4,967	7,600	14,548	5,000
11293	10E110 1100 4190 11 000000	SMALL EQUIP/VOCAL MUSIC/BF	600	594	600	598	600
11145	10E110 1100 4190 19 000000	SMALL EQUIP/ELEM PE/BF	403	458	500	371	500
10091	10E110 1100 4210 00 000000	CONSUMABLES/BF	-	0	0	0	0
10101	10E110 1100 4220 00 000000	SUPP MTLs FOR TEXTS/BF	1,492	1,393	10,586	3,293	7,000
10111	10E110 1100 5500 00 000000	EQUIPMENT/BF	645	0	1,000	0	2,000
10145	10E110 1100 5500 19 000000	EQUIPMENT/ELEM PE/BF	-	0	0	3,463	0
10571	10E110 2130 4100 00 000000	HEALTH SUPPLIES/BF	944	664	1,000	929	1,000
11571	10E110 2130 4190 00 000000	SMALL EQUIPMENT/HEALTH/BF	-	591	400	200	400
10761	10E110 2222 3230 00 000000	EQUIPMENT REPAIR/MEDIA/BF	-	0	500	0	0
11731	10E110 2222 3320 00 000000	CONF/MTGS/MEDIA/BF	663	260	812	198	1,000
10726	10E110 2222 4100 00 000000	GENERAL SUPPLIES/MEDIA/BF	788	705	770	437	1,000
11796	10E110 2222 4190 00 000000	SMALL EQUIPMENT/MEDIA/BF	520	0	1,000	637	0
10741	10E110 2222 4300 00 000000	LIBRARY BOOKS/BF	8,485	10,722	8,000	6,698	6,000
11791	10E110 2222 4300 00 380000	LIBRARY BOOKS/BF/STATE GRANT	414	0	425	318	0
10771	10E110 2222 4400 00 000000	PERIODICALS/MEDIA/BF	717	717	718	718	800
10731	10E110 2222 4750 00 000000	AV INSTRUCTIONAL MATLS/BF	923	954	1,000	414	0
10781	10E110 2222 5500 00 000000	EQUIPMENT/LLC/BF	1,452	0	1,000	0	1,000
10891	10E110 2410 3320 00 000000	CONF/MTG/WKSHP/BF PRINCIPAL	-	565	1,000	920	2,000
10931	10E110 2410 6400 00 000000	DUES & FEES/BF PRINCIPAL	-	364	1,000	0	1,000

**GLEN ELLYN SCHOOL DISTRICT 41
2015-16 BENJAMIN FRANKLIN SCHOOL BUDGET**

Quick		Account Level	2012-13	2013-14	2014-15	2014-15	2015-16
Key	Account Number	Description	Actual	Actual	Budget	Activity 6/8/1	Budget
10036	10E110 2621 3320 00 000000	CONF/MTG/WKSHP/CONT IMP/BF	3,407	5,610	10,620	3,565	8,000
10086	10E110 2621 4100 00 000000	GENERAL SUPPLIES/CONT IMP/BF	109	0	0	0	1,630
	FRANKLIN BUDGET TOTAL		3,541,368	3,679,476	3,711,574	3,150,417	3,786,347
	Building Allocation						80,080
	Enrollment						572
	Per Student Allocation						140

Franklin 2015-2016

Regular Programs			Support			Supporting Programs			Support		
Grade	Cert	FTE	FTE	Name	Type	Program	Cert	FTE	Type	FTE	
KDG		1.00				Digital Literacy Specialist		1.00	Library/Media Aide	1.00	
		1.00				Math Coach		1.00	Reading Assistant	1.00	
						Gifted Specialist		1.00	Reading Assistant	1.00	
1st		1.00				Literacy Coach		1.00	3.00 Total PRIS-Library		
		1.00				FLES		1.00	Special Ed Aides		
		1.00				FLES		1.00	Program	FTE	
		1.00				PBL COACH		0.75	MIP	1.00	
Level 2 (grades 2-3)						Art		1.00	Resource	1.00	
Lit	3	1.00				General Music		1.00	Resource	1.00	
Lit	3	1.00				Band		0.25	MIP	1.00	
Lit	2	1.00				Orchestra		0.25	MIP	1.00	
Lit	2	0.50				Orchestra		0.10	MIP	1.00	
STEAM	2	0.50				PE		1.00	Resource	1.00	
STEAM	2	1.00				PE		1.00	Resource	0.50	
STEAM	3	1.00				Total Support		11.35	MIP	0.50	
STEAM	3	1.00				Special Ed Programs			MIP	1.00	
Level 3 (grades 4-5)						Resource/Inclusion		1.00	MIP	1.00	
Lit	4th-5th	1.00				Resource/Inclusion		0.50	MIP	1.00	
						Self Contained Teacher (K-2)		1.00	MIP	1.00	
Lit	4th-5th	1.00				Self Contained Teacher (3-5)		1.00	Resource	1.00	
Lit	4th-5th	0.50							Resource	1.00	
Lit	4th-5th	1.00				Self Contained Teacher (3-5)		1.00	Total Special Ed Aides		
STEAM	4	1.00				Special Ed Services			13.00		
STEAM	4	1.00				Nurse		0.50	Administrative Secret	1.00	
STEAM	5	0.50				Speech-Instructional		0.60	School Secretary	1.00	
STEAM	5	1.00				Social Worker		1.00	Health Aide	1.00	
STEAM	5	1.00				Speech-Special Ed		0.40	Technology Support	0.50	
STEAM	5	1.00				Speech-Special Ed		0.70	Head Custodian	1.00	
Total Classroom		20.00				Social Worker - Instructional		0.40	Night Custodians	1.00	
Other Non-Spec Ed Classroom Programs						Psychologist		0.60	Night Custodians	1.00	
ESL Program						Psychologist-Instructional		0.40	Night Custodians	1.00	
ESL		1.00				Speech 3-5 yr old (PreK age)		0.30	Food Server	0.40	3 hours
									Food Server	0.40	3 hours
Total ELL/Bilingual									8.30 Total Clerical/Custodial		
		1.00							0.80 Food Server Total		
						Total Sp. Ed.		9.40			
						Building Administration & Other Supports					
						Principal		1.00			
						Asst. Principal		1.00			
						Total Admin		2.00	TOTAL STAFF	68.05	

- Building based program
- ESL/FLES/Bilingual/PreK/Dual (K McCluskey Budget)
- Special Education/Student Services (M Gallo Budget)
- Teaching/Learning/Accountability (K Carlson Budget)
- Buildings and Grounds (D Scarmardo Budget)
- Technology (M Wood Budget)
- Food Service (separate budget)

Franklin 2014-2015

Regular Programs			Support			Supporting Programs			Support		
Grade	Cert	FTE	FTE	Name	Type	Program	Cert	FTE	Type	FTE	
KDG		1.00				Digital Literacy Specialist		1.00	Library/Media Aide	1.00	
		1.00				Math Specialist		0.50	Reading Assistant	1.00	
						Gifted Specialist		1.00	Reading Assistant	1.00	
1st		1.00				Literacy Specialist		1.00	3.00 Total PRIS-Library		
		1.00				FLES		1.00	Special Ed Aides		
		1.00				PBL COACH		0.75	Program	FTE	
		1.00				Art		1.00	MIP	1.00	
						General Music		1.00	Resource	1.00	
Level 2 (grades 2-3)						Band		0.25	Resource	1.00	
Lit	2	1.00				Orchestra		0.25	MIP	1.00	
Lit	2	1.00				Orchestra		0.10	MIP	1.00	
Lit	3	1.00				PE		1.00	MIP	1.00	
Lit	3	1.00				PE		1.00	Resource	1.00	
STEAM	2	1.00				Total Support		9.85	Resource	0.50	
STEAM	2	1.00				Special Ed Programs			MIP	0.50	
STEAM	3	1.00				Resource/Inclusion		1.00	MIP	1.00	
STEAM	3	1.00				Resource/Inclusion		0.50	MIP	1.00	
						MIP Teacher (K-2)		1.00	MIP	1.00	
Level 3 (grades 4-5)						MIP Teacher (1-2) (CASE Pro)		1.00	Resource	1.00	
Lit	4	1.00				MIP Teacher (3-5)		1.00	Resource	1.00	
						Special Ed Services			Total Special Ed Aides		
Lit	5	1.00				Nurse		0.50	Administrative Secret:	1.00	
Lit	5	1.00				Speech-Instructional (MIP)		0.60	School Secretary	1.00	
Lit	4th-5th	0.50				Social Worker		1.00	Health Aide	1.00	
STEAM	4	0.50				Speech-Special Ed		0.40	Technology Support	1.00	
STEAM	4	1.00				Speech-Special Ed		0.70	Head Custodian	1.00	
STEAM	5	1.00				Social Worker MIP		0.40	Night Custodians	1.00	
STEAM	5	1.00				Psychologist		0.60	Night Custodians	1.00	
Total Classroom		21.00				Psychologist-MIP		0.40	Night Custodians	1.00	
Other Non-Spec Ed Classroom Programs						Speech 3-5 yr old (PreK age)		0.30	Food Server	0.40	3 hours
ESL Program						Total Sp. Ed.		9.40	Food Server	0.40	3 hours
ESL		1.00				Building Administration & Other Supports			8.80 Total Clerical/Custodial		
ESL		0.50				Principal		1.00	0.80 Food Server Total		
Total ELL/Bilingual		1.50				Asst. Principal		1.00			
						Total Admin		2.00	TOTAL STAFF	68.55	

- Building based program
- ESL/FLES/Bilingual/PreK/Dual (K McCluskey Budget)
- Special Education/Student Services (J Law Budget)
- Teaching/Learning/Accountability (K Carlson Budget)
- Buildings and Grounds (D Scarmardo Budget)
- Technology (M Wood Budget)
- Food Service (separate budget)

Franklin 2013-2014

Regular Programs			Support Staff			Supporting Programs			Support Staff		
Certified Staff		Cert	FTE	Name	Type	Certified Staff		FTE	Type	Support Staff	
	Grade	FTE				Program	FTE			FTE	Type
	KDG	1.00				LLC Coordinator	1.00		Library/Media Aide	1.00	
		0.50				Math Specialist	0.50		Reading Assistant	1.00	
	1st	1.00				Gifted Specialist	1.00		Reading Assistant	1.00	
		1.00				Literacy Specialist	1.00				
		1.00				FLES	0.50			3.00 Total PRIS-Library	
		1.00				Art	1.00		Special Ed Aides	1.00	1-on-1 MIP
		1.00				Music	1.00			0.50	1-on-1 MIP
Level 2 (grades 2-3)						Band	0.25			0.50	1-on-1 Resource
Lit	2	1.00				Orchestra	0.25			1.00	1-on-1 Resource
Lit	2	1.00				Orchestra	0.10			1.00	Program Aide MIP-3, 4, 5
Lit	3	1.00				PE	1.00			1.00	1-on-1 MIP
Lit	3	1.00				PE	1.00			0.50	1-on-1 Resource
STEAM	2	1.00				Total Support	8.60			1.00	1-on-1 Resource
STEAM	2	1.00				Special Ed Programs				1.00	1-on-1 Resource
STEAM	3	1.00				Resource/Inclusion	1.00			1.00	1-on-1 MIP
STEAM	3	1.00				Resource/Inclusion	0.50			1.00	1-on-1 MIP
						MIP Teacher (K-2)	1.00			0.50	1-on-1 MIP
Level 3 (grades 4-5)						MIP Teacher (1-2)	1.00			0.50	1-on-1 Resource
Lit	4	1.00				MIP Teacher (3-5)	1.00			0.50	1-on-1 Resource
Lit	4	1.00				Nurse	0.50			1.00	1-on-1 Resource
Lit	5	1.00				Speech	1.00			1.00	Program Aide MIP-K, 1,
Lit	5	1.00									
STEAM	4	1.00				Social Worker	1.00				
STEAM	4	1.00				Speech MIP	0.30			13.00 Total Special Ed Aides	
STEAM	5	1.00				Social Worker MIP	0.40			1.00	Administrative Secretary
STEAM	5	1.00				Psychologist	0.40			1.00	School Secretary
STEAM	5	1.00				Psychologist-MIP	0.40			1.00	Health Aide
Total Classroom	21.50					Speech 3-5 yr old	0.70			0.50	Technology Support
						Total Sp. Ed.	9.20			1.00	Head Custodian
Other Non-Spec Ed Classroom Programs						Building Administration & Other Supports				1.00	Night Custodians
ESL	1.00					Principal	1.00			1.00	Night Custodians
ESL	0.50					Asst. Principal	1.00			1.00	Night Custodians
Total ESL	1.50					Total Admin	2.00			0.40	Food Server (3.0 hrs)
										0.40	Food Server (3.0 hrs)
						TOTAL STAFF	67.10			8.30 Total Clerical/Custodial	
										0.80	Food Server Total

- Building based program
- ESL/FLES/Bilingual/PreK/Dual (K McCluskey Budget)
- Special Education/Student Services (J Law Budget)
- Teaching/Learning/Accountability (K Carlson Budget)
- Buildings and Grounds (D Scarmardo Budget)
- Technology (M Wood Budget)
- Food Service (separate budget)

**GLEN ELLYN SCHOOL DISTRICT 41
2015-16 CHURCHILL SCHOOL BUDGET**

Quick Key	Account Number	Account Level Description	2012-13 Actual	2013-14 Actual	2014-15 Budget	2014-15 YTD Activity 6/8/15	2015-16 Budget
	MULTIPLE	BUILDING SALARIES	3,116,195	3,143,169	3,197,684	2,750,008	3,034,283
	MULTIPLE	EMPLOYEE BENEFITS	641,577	727,426	653,413	561,935	625,948
10041	10E120 1100 1200 00 000000	SUB SALARY/INST	-	-	-	-	7,500
11123	10E120 1100 3230 10 000000	CONF/MTG/VISUAL ARTS/CH	-	-	50	-	-
11133	10E120 1100 3320 00 000000	CONF/MTGS/VOCAL MUSIC/CH	40	-	50	42	-
11198	10E120 1100 3320 15 000000	CONF/MTGS/MATH SPEC/CH	-	-	200	-	-
11203	10E120 1100 3320 16 000000	CONF/MTGS/LITERACY/CH	-	-	200	-	-
11142	10E120 1100 3320 19 000000	CONF/MTGS/ELEM PE/CH	368	374	485	485	-
11923	10E120 1100 3380 00 141100	FIELD TRIPS/CH	1,486	-	1,082	1,036	3,500
10072	10E120 1100 4100 00 000000	GENERAL SUPPLIES/CH	40,105	37,686	42,202	35,595	35,960
11083	10E120 1100 4100 00 192200	SUPPLIES/CH/INFANT WELFARE	-	-	-	-	-
10117	10E120 1100 4100 10 000000	GEN SUPPLIES/VISUAL ARTS/CH	1,893	2,936	3,000	2,670	3,000
10107	10E120 1100 4100 11 000000	GEN SUPPLIES/VOCAL MUSIC/CH	-	828	1,245	1,196	1,400
11156	10E120 1100 4100 15 000000	SUPPLIES/MATH SPEC/CH	71	-	180	-	180
11162	10E120 1100 4100 16 000000	SUPPLIES/LITERACY/CH	3,974	-	180	164	180
10017	10E120 1100 4100 19 000000	GEN SUPPLIES/ELEM PE/CH	5,815	1,062	1,718	1,460	1,400
11043	10E120 1100 4190 00 000000	SMALL EQUIPMENT/CH	420	6,158	3,825	3,841	3,000
11294	10E120 1100 4190 11 000000	SMALL EQUIP/VOCAL MUSIC/CH	938	566	155	155	500
11149	10E120 1100 4190 19 000000	SMALL EQUIP/ELEM PE/CH	-	755	-	372	500
10092	10E120 1100 4210 00 000000	CONSUMABLES/CH	-	2,364	-	-	-
10102	10E120 1100 4220 00 000000	SUPP MTLs FOR TEXTS/CH	1,672	-	628	628	3,000
11243	10E120 1100 4400 00 000000	PERIODICALS/CH	4,650	-	2,145	2,145	3,000
10112	10E120 1100 5500 00 000000	EQUIPMENT/CH	-	1,282	-	-	2,000
10149	10E120 1100 5500 19 000000	EQUIPMENT/ELEM PE/CH	225	-	-	-	-
10275	10E120 1220 4100 00 000000	SUPPLIES/RIT-INCL/CH	-	-	-	-	-
11073	10E120 1650 3320 00 000000	CONF/MTGS/GIFTED SVCS/CH	-	150	-	-	-
11188	10E120 1650 4100 00 000000	SUPPLIES/GIFTED SVCS/CH	500	-	180	-	-
10572	10E120 2130 4100 00 000000	HEALTH SUPPLIES/CH	-	307	500	494	1,000
11572	10E120 2130 4190 00 000000	SMALL EQUIPMENT/HEALTH/CH	66	132	-	-	400
10527	10E120 2150 4100 00 000000	GENERAL SUPPLIES/SPEECH/CH	199	60	180	-	-
10762	10E120 2222 3230 00 000000	EQUIPMENT REPAIR/MEDIA/CH	609	-	-	-	-
11732	10E120 2222 3320 00 000000	CONF/MTGS/MEDIA/CH	648	125	180	125	-
10727	10E120 2222 4100 00 000000	GENERAL SUPPLIES/MEDIA/CH	416	842	800	618	800

**GLEN ELLYN SCHOOL DISTRICT 41
2015-16 CHURCHILL SCHOOL BUDGET**

Quick Key	Account Number	Account Level Description	2012-13 Actual	2013-14 Actual	2014-15 Budget	2014-15 YTD Activity 6/8/15	2015-16 Budget
11797	10E120 2222 4190 00 000000	SMALL EQUIPMENT/MEDIA/CH	7,723	-	-	-	-
10742	10E120 2222 4300 00 000000	LIBRARY BOOKS/CH	464	8,949	4,479	4,436	5,000
11792	10E120 2222 4300 00 380000	LIBRARY BOOKS/CH/STATE GRANT	236	-	485	485	-
10772	10E120 2222 4400 00 000000	PERIODICALS/MEDIA/CH	-	35	721	208	200
10892	10E120 2410 3320 00 000000	CONF/MTG/WKSHP/CH PRINCIPAL	-	210	1,000	175	2,000
10912	10E120 2410 4100 00 000000	OFFICE SUPPLIES/CH PRINCIPAL	-	102	1,000	164	-
10932	10E120 2410 6400 00 000000	DUES & FEES/CH PRINCIPAL	967	-	1,000	-	1,000
10027	10E120 2621 3140 00 000000	PURCH SVC/CONT IMP/CH	-	-	18,828	4,759	-
10037	10E120 2621 3320 00 000000	CONF/MTG/WKSHP/CONT IMP/CH	-	300	-	-	12,500
10087	10E120 2621 4100 00 000000	GENERAL SUPPLIES/CONT IMP/CH	-	-	18,080	320	5,500
	CHURCHILL BUDGET TOTAL		3,831,258	3,935,818	3,955,875	3,373,517	3,753,751
	Building Allocation						93,520
	Enrollment						668
	Per Student Allocation						140

Churchill 2014-2015

Regular Programs			Support			Supporting Programs			Support		
Grade	Cert	FTE	FTE	Type	Program	Cert	FTE	Type	FTE		
KDG		0.70	1.00	Instructional Aide	LLC Coordinator		1.00	Library/Media Aide			1.00
		1.00	1.00	Instructional Aide	Gifted Specialist		1.00	Reading Assistant			1.00
Dual Lang		1.00			Math Specialist		1.00	Reading Assistant			1.00
			1.00	Instructional Aide	Literacy Specialist		1.00	Reading Assistant			1.00
1st		1.00			PBL COACH		0.25	Reading Assistant			1.00
		1.00			PBL COACH		0.50	Reading Assistant (Spanish)			1.00
Dual-Eng		1.00			FLES		1.00	Total PRIS-Library			6.00
Dual-Span		1.00			Art		1.00	Special Ed Aides			FTE
					Bilingual Rojas		1.00	Resource			1.00
					Music-General		1.00	Resource			1.00
Level 2 (grades 2-3)					Band		0.25	Resource			1.00
Lit 2 & 3		1.00			Orchestra		0.25	Resource			1.00
Lit 2 & 3		1.00			Orchestra		0.20	Resource			0.50
Lit 2 & 3		1.00			PE		1.00	Total Special Ed Aides			3.50
Lit 2 & 3		1.00			PE		1.00	Program			FTE
2nd bilingual		1.00			PE		0.20	Home-School Bilingual Liaison			1.00
STEAM 2		1.00			Total Support Prog		11.65	Administrative Secretary			1.00
STEAM 2		1.00			Special Ed Programs			School Secretary			1.00
STEAM 3		1.00			Classroom Programs			Technology Support			0.50
STEAM 3		1.00			Resource/Inclusion		0.50	Health Aide			1.00
3rd bilingual		1.00			Resource/Inclusion		1.00	Head Custodian			1.00
					Resource/Inclusion-Bilingual		1.00	Night Custodian			1.00
					Special Ed Services			Night Custodian			1.00
Level 3 (grades 4-5)					Speech-Bilingual		1.00	Night Custodian			1.00
Lit 4		1.00						Food Server			0.27
Lit 4		1.00						Food Server			0.40
Math 5th (am)/Lit in pm		4	1.00					Food Server			0.27
Lit 5		1.00						Food Server			0.27
Lit 5		1.00						Food Server			0.27
STEAM 4		1.00						Total Clerical/Custodial			9.98
STEAM 4		1.00						1.48			Food Servers Total
STEAM 5		1.00									
STEAM 5		1.00									
Total Gen Ed		21.70									
Total Bilingual		5.00	6.00								
Other Non-Spec Ed Classroom Programs			3.00	Total Classroom Aides				Total Admin			2.00
ESL Programs			1.00	ESL/Bilingual Aide				TOTAL STAFF			79.63
ESL		1.00	1.00	ESL/Bilingual Aide (Vietnamese)							
ESL		1.00	1.00	ESL/Bilingual Aide							
ESL		1.00	1.00								
ESL		1.00	1.00								
Total ESL		4.00	1.00	Total Bilingual/ELL Aides							
				ESL/Bilingual Aide							
Other Non-Spec Ed Classroom Programs			1.00	Total PreK Support							
Pre-K At Risk (Bilingual Spanish + PreK)											
#1 Tchr		0.50									
#2 Tchr		0.50									
Parent Educator		0.50									
Partners in Learning - Component of Pre-K At Risk Program											
Parent Coord		0.40									
Parent Educator		0.40									
Birth - 3 yrs old Program											
Parent Educator		0.50									
Total PreK		2.80									

- Building based program
- ESL/FLES/Bilingual/PreK/Dual (K McCluskey Budget)
- Special Education/Student Services (J Law Budget)
- Teaching/Learning/Accountability (K Carlson Budget)
- Buildings and Grounds (D Scarmardo Budget)
- Technology (M Wood Budget)
- Food Service (separate budget)

**GLEN ELLYN SCHOOL DISTRICT 41
2015-16 FOREST GLEN BUDGET**

Quick Key	Account Number	Account Level Description	2012-13 Actual	2013-14 Actual	2014-15 Budget	2014-15 YTD Activity 6/8/15	2015-16 Budget
	MULTIPLE	BUILDING SALARIES	2,498,842	2,804,022	2,742,870	2,331,440	2,919,606
	MULTIPLE	EMPLOYEE BENEFITS	494,690	543,889	531,311	456,927	504,776
11175	10E130 1100 1120 38 000000	FG/HOMEWORK CLUB	-	-	500	1,300	1,300
10042	10E130 1100 1200 00 000000	SUB SALARY/INST/FG	-	-	7,500	4,850	7,500
11136	10E130 1100 3320 00 000000	CONF/MTGS/VOCAL MUSIC/FG	40	120	150	42	-
11143	10E130 1100 3320 19 000000	CONF/MTGS/ELEM PE/FG	272	276	290	290	-
11924	10E130 1100 3380 00 141100	FIELD TRIPS/FG	1,849	1,429	4,000	454	3,000
10073	10E130 1100 4100 00 000000	GENERAL SUPPLIES/FG	16,475	17,135	21,190	20,018	23,680
10118	10E130 1100 4100 10 000000	GEN SUPPLIES/VISUAL ARTS/FG	2,808	2,423	2,985	2,789	2,900
10108	10E130 1100 4100 11 000000	GEN SUPPLIES/VOCAL MUSIC/FG	898	339	1,000	941	900
11165	10E130 1100 4100 16 000000	SUPPLIES/LITERACY/FG	-	99	-	-	-
10018	10E130 1100 4100 19 000000	GEN SUPPLIES/ELEM PE/FG	124	1,957	2,100	2,109	1,600
11044	10E130 1100 4190 00 000000	SMALL EQUIPMENT/FG	7,525	15,262	11,650	10,219	4,000
11295	10E130 1100 4190 11 000000	SMALL EQUIP/VOCAL MUSIC/FG	1,078	880	1,000	696	500
11148	10E130 1100 4190 19 000000	SMALL EQUIP/ELEM PE/FG	4,456	1,698	2,000	2,123	1,000
10093	10E130 1100 4210 00 000000	CONSUMABLES/FG	4,171	1,621	4,400	4,382	3,000
10113	10E130 1100 5500 00 000000	EQUIPMENT/FG	-	1,289	400	(300)	2,000
10148	10E130 1100 5500 19 000000	EQUIPMENT/ELEM PE/FG	-	-	500	-	600
10573	10E130 2130 4100 00 000000	HEALTH SUPPLIES/FG	760	1,016	1,000	435	1,000
11573	10E130 2130 4190 00 000000	SMALL EQUIPMENT/HEALTH/FG	413	475	500	365	400
10528	10E130 2150 4100 00 000000	GENERAL SUPPLIES/SPEECH/FG	-	-	-	-	-
10763	10E130 2222 3230 00 000000	EQUIPMENT REPAIR/MEDIA/FG	-	-	600	-	-
11733	10E130 2222 3320 00 000000	CONF/MTGS/MEDIA/FG	661	265	500	-	-
10729	10E130 2222 4100 00 000000	GENERAL SUPPLIES/MEDIA/FG	950	1,245	1,500	789	900
11798	10E130 2222 4190 00 000000	SMALL EQUIPMENT/MEDIA/FG	582	-	-	-	-
10743	10E130 2222 4300 00 000000	LIBRARY BOOKS/FG	10,535	13,729	10,246	12,827	7,000
11793	10E130 2222 4300 00 380000	LIBRARY BOOKS/FG/STATE GRANT	414	-	225	-	-
10773	10E130 2222 4400 00 000000	PERIODICALS/MEDIA/FG	646	657	854	329	700
10733	10E130 2222 4750 00 000000	AV INSTRUCTIONAL MATLS/FG	470	-	800	-	-
10783	10E130 2222 5500 00 000000	EQUIPMENT/LLC/FG	7,260	-	900	394	1,000
10893	10E130 2410 3320 00 000000	CONF/MTG/WKSH/FG PRINCIPAL	158	350	2,000	555	2,000

**GLEN ELLYN SCHOOL DISTRICT 41
2015-16 FOREST GLEN BUDGET**

Quick	Account Level	2012-13	2013-14	2014-15	2014-15 YTD	2015-16	
Key	Account Number	Description	Actual	Actual	Budget	Activity 6/8/15	Budget
10933	10E130 2410 6400 00 000000	DUES & FEES/FG PRINCIPAL	325	570	1,000	-	1,500
10038	10E130 2621 3320 00 000000	CONF/MTG/WKSHP/CONT IMP/FG	2,285	2,265	4,850	4,803	8,000
10088	10E130 2621 4100 00 000000	GENERAL SUPPLIES/CONT IMP/FG	1,755	2,259	4,350	4,041	6,300
	FOREST GLEN BUDGET TOTAL		3,060,441	3,415,269	3,363,171	2,862,817	3,505,162
	Building Allocation						80,780
	Enrollment						577
	Per Student allocation						140

Forest Glen 2015-2016

Regular Programs			Supporting Programs		
Grade	Cert FTE	Support FTE	Program	Cert FTE	Support Type FTE
KDG	1.00		Digital Literacy Specialist	1.00	Library/Media Aide 1.00
	1.00		Gifted Specialist	1.00	Reading Assistant 1.00
			Math Coach	1.00	Reading Assistant 1.00
1st	1.00		Literacy Coach	1.00	3.00 Total PRIS/Library
	1.00		FLES	1.00	Special Ed Aides
	1.00		FLES	1.00	EC Structured 1.00
	1.00		Art	1.00	EC Blended 1.00
Level 2 (grades 2-3)			PBL COACH	0.75	Resource 0.50
Lit 2	1.00		Music-General	1.00	EC Blended 1.00
Lit 2	1.00		Band	0.30	Resource 0.50
Lit 3	0.50		Orchestra	0.25	EC Structured 0.50
Lit 3	1.00		Orchestra	0.10	Resource 0.50
STEAM 2	1.00		PE	1.00	ECSE 1.00
			PE	1.00	Special Ed Aides 1.00
STEAM 2	1.00		Total Support	11.40	EC Blended 1.00
STEAM 3	1.00		Resource/Inclusion	1.00	8.00 Total Sp. Ed. Aides
STEAM 3	0.50		Resource/Inclusion	1.00	Administrative Secre 1.00
			EC Structured Teacher	1.00	School Secretary 1.00
Level 3 (grades 4-5)			ECSE Teacher	1.00	Health Aide 1.00
Lit 4	0.50		Social Worker - EC	0.60	Technology Support 0.50
Lit 4	1.00		Psychologist-EC	0.50	Head Custodian 1.00
Lit 5	1.00		Nurse	0.50	Night Custodians 1.00
Lit 5	1.00		Social Worker	1.00	Night Custodians 1.00
STEAM 5	0.50		Psychologist	0.50	Night Custodians 0.60
			Speech - EC/PreK	1.00	Food Server (3 hrs) 0.40
STEAM 4	1.00		Speech-EC Structured	0.50	Food Server (2 hrs) 0.27
STEAM 5	1.00				7.77 Total Clerical/Custodial
Total Classroom	19.00	Total Classroom Aides			0.67 Food Servers Total
Other Non-Spec Ed Classroom Programs			Total Sp. Ed.	8.60	
ESL	1.00		Building Administration & Other Supports		
			Principal	1.00	
Total ESL/Bilingual	1.00		Assistant Principal	1.00	
Other Non-Spec Ed Classroom Programs			Total Admin	2.00	
Sections Blended					TOTAL STAFF 62.77
#1 Tchr	0.50				
#2 Tchr	0.50				
#3 Tchr	0.50				
#4 Tchr	0.50				
Total PreK	2.00	Total PreK Aides			

- Building based program
- ESL/FLES/Bilingual/PreK/Dual (K McCluskey Budget)
- Special Education/Student Services (M Gallo Budget)
- Teaching/Learning/Accountability (K Carlson Budget)
- Buildings and Grounds (D Scarmardo Budget)
- Technology (M Wood Budget)
- Food Service (separate budget)

Forest Glen 2014-2015

Regular Programs			Supporting Programs			
Grade	Cert FTE		Program	Cert FTE	Support Type	FTE
KDG	1.00		LLC Coordinator	1.00	Library/Media Aide	1.00
	1.00		Gifted Specialist	1.00	Reading Assistant	1.00
1st	1.00		Math Specialist	0.50	Reading Assistant	1.00
	1.00		Literacy Specialist	1.00	3.00 Total PRIS/Library	
Level 2 (grades 2-3)			FLES	1.00	Special Ed Aides	
Lit	2	1.00	Art	1.00	EC Structured	1.00
Lit	2	1.00	PBL COACH	0.75	EC Blended	1.00
Lit	3	0.50	Music-General	1.00	EC Structured	1.00
Lit	3	1.00	Band	0.25	EC Blended	1.00
STEAM	2	1.00	Orchestra	0.25	Resource	0.50
STEAM	2	1.00	Orchestra	0.10	EC Structured	0.50
STEAM	3	1.00	PE	1.00	EC	0.50
STEAM	3	0.50	PE	1.00	ECSE	1.00
Level 3 (grades 4-5)			Total Support	9.85	Special Ed Aides	1.00
Lit	4	0.50	Resource/Inclusion	1.00	Resource	1.00
Lit	4	1.00	Resource/Inclusion	1.00	8.50 Total Sp. Ed. Aides	
Lit	5	1.00	EC Structured Program (CASE Program)	1.00	Administrative Secre	1.00
Lit	5	1.00	ECSE Teacher	1.00	School Secretary	1.00
STEAM	5	0.50	Social Worker - ECSE	0.60	School Secretary	1.00
STEAM	4&5	1.00	Psychologist-EC	0.50	Health Aide	1.00
STEAM	4	1.00	Nurse	0.50	Technology Support	0.50
STEAM	5	1.00	Social Worker	1.00	Head Custodian	1.00
Total Classroom			Psychologist	0.50	Night Custodians	1.00
19.00			EC/PK Speech	1.00	Night Custodians	0.60
Other Non-Spec Ed Classroom Programs			Total Classroom Aides			
ESL	1.00		8.77 Total Clerical/Custodial			
ESL	0.50		0.67 Food Servers Total			
Total ESL/Bilingual			Total Sp. Ed.	8.10		
1.50			Building Administration & Other Supports			
Other Non-Spec Ed Classroom Programs			Principal	1.00		
Sections Blended			Assistant Principal	1.00		
#1	Tchr	0.50	Total Admin	2.00	TOTAL STAFF	62.72
#2	Tchr	0.50				
#3	Tchr	0.50				
#4	Tchr	0.50				
Total PreK			Total PreK Aides			
2.00						

- Building based program
- ESL/FLES/Bilingual/PreK/Dual (K McCluskey Budget)
- Special Education/Student Services (J Law Budget)
- Teaching/Learning/Accountability (K Carlson Budget)
- Buildings and Grounds (D Scarmardo Budget)
- Technology (M Wood Budget)
- Food Service (separate budget)

Forest Glen 2013-2014

Regular Programs			Support Staff			Supporting Programs		Support Staff	
Certified Staff	Cert		FTE	Name	Type	Program	FTE	FTE	Type
	KDG	1.00				LLC Coordinator	1.00	1.00	Library/Media Aide
		0.50				Gifted Specialist	1.00	1.00	Reading
	1st	1.00				Math Specialist	0.50	1.00	Reading
		1.00				Literacy Specialist	1.00	3.00 Total PRIS/Library	
		1.00				FLES	0.50	Special Ed Aides	
		1.00				Art	1.00	1.00	Program Aide
		1.00				Music-General	1.00	1.00	Program Aide
		1.00				Band	0.25	1.00	1-on-1-Spanish
		1.00				Orchestra	0.25	1.00	1-on-1
		1.00				Orchestra	0.10	1.00	Program Aide
		1.00				PE	1.00	1.00	Program Aide
		1.00				PE	1.00	1.00	Program Aide
Level 2 (grades 2-3)						Total Support	8.60	7.00 Total Sp. Ed. Aides	
Lit	2	1.00				Special Ed Programs		1.00	Administrative Secretary
Lit	2	1.00				Resource/Inclusion	1.00	1.00	School Secretary
Lit	3	1.00				Resource/Inclusion	1.00	1.00	Health Aide
Lit	3	1.00				Resource/Inclusion-90 mins	0.33	0.50	Technology Support
STEAM	2	1.00				EC Structured Program	1.00	1.00	Head Custodian
STEAM	2	1.00				ECE Teacher	1.00	1.00	Night Custodians
STEAM	3	1.00				ECE Teacher	1.00	1.00	Night Custodians
STEAM	3	1.00				Social Worker - ECSE	0.60	0.60	Night Custodians
						Psychologist-EC	0.50	0.40	Food Server (3 hrs)
						Nurse	0.50	0.27	Food Server (2 hrs)
						Social Worker	1.00	0.27	Food Server (2 hrs)
						Psychologist	0.50	8.04 Total Clerical/Custodial	
						EC/PK Speech	1.00	0.94 Food Servers Total	
						Total Sp. Ed.	9.43		
Total Classroom	20.50					Building Administration & Other Supports			
Other Non-Spec Ed Classroom Programs						Principal	1.00		
ESL	1.00		1.00		Instructional Aid	Assistant Principal	1.00		
	0.50		2.00		Instructional Aid	Total Admin	2.00		
Total ESL/Bilingual	1.50							TOTAL STAFF	63.07
Other Non-Spec Ed Classroom Programs									
Pre-K At Risk (2 sections - am & pm)									
#1	Tchr	0.50							
#2		0.50							
Total PreK		1.00							

- Building based program
- ESL/FLES/Bilingual/PreK/Dual (K McCluskey Budget)
- Special Education/Student Services (J Law Budget)
- Teaching/Learning/Accountability (K Carlson Budget)
- Buildings and Grounds (D Scarmardo Budget)
- Technology (M Wood Budget)
- Food Service (separate budget)

**GLEN ELLYN SCHOOL DISTRICT 41
2015-16 HADLEY JUNIOR HIGH SCHOOL BUDGET**

Quick Key	Account Number	Account Level Description	2012-13 Actual	2013-14 Actual	2014-15 Budget	2014-15 Activity 6/8/15	2015-16 Budget
	MULTIPLE	BUILDING SALARIES	6,268,198	5,964,191	6,134,570	5,214,385	6,351,199
	MULTIPLE	EMPLOYEE BENEFITS	1,030,161	1,134,585	909,631	782,283	1,157,427
10043	10E200 1100 1200 00 000000	SUB SALARY/INSTR	-	-	15,000	9,650	15,000
11185	10E200 1100 3140 00 000000	PURCHASED SVCS/HAD	1,312	2,286	3,500	1,455	3,000
11227	10E200 1100 3140 24 000000	PURCHASED SVC/INSTR MUSIC	3,159	2,565	4,500	3,830	2,000
10214	10E200 1100 3190 24 000000	JUDGES FEES/INSTR MUSIC	375	620	625	605	650
11209	10E200 1100 3230 00 000000	EQUIPMENT REPAIRS	-	656	1,000	579	1,000
11126	10E200 1100 3230 19 000000	EQUIPMENT REPAIR/PE/HAD	-	295	500		500
11252	10E200 1100 3230 22 000000	EQUIP REPAIR/FACS	184	263	250	-	250
10218	10E200 1100 3230 24 000000	INSTRUMENT REPAIR/BAND	4,498	8,130	2,950	2,559	3,000
10220	10E200 1100 3230 26 000000	INSTRUMENT REPAIR/ORCHESTRA	-	-	4,750	5,192	3,000
11925	10E200 1100 3313 00 141100	FIELD TRIPS/HAD	26,913	28,453	5,000	28,215	7,000
12135	10E200 1100 3320 00 000000	CONF/MTG/WKSHP/HAD	-	-	1,500	380	1,200
12137	10E200 1100 3320 10 000000	CONF/MTG/ART	320	-	275	252	175
12140	10E200 1100 3320 11 000000	CONF/MTG/GEN/VOCAL MUSIC	-	-	175	42	175
12143	10E200 1100 3320 12 000000	CONF/MTG/ART TECH	125	-	-	-	175
11786	10E200 1100 3320 14 000000	CONF/MTGS/HAD/SOC STUDIES	765	381	500	360	500
11784	10E200 1100 3320 15 000000	CONF/MTGS/HAD/MATH	2,048	2,063	1,000	(195)	1,200
11268	10E200 1100 3320 16 000000	CONF/MTGS/LITERACY/HAD	460	100	1,000	390	1,200
11217	10E200 1100 3320 17 000000	CONF/MTG/WRKSHP LANG ARTS	1,113	845	-	-	-
11233	10E200 1100 3320 18 000000	CONF/MTG SCIENCE	404	840	2,000	1,620	1,200
11124	10E200 1100 3320 19 000000	CONF/MTGS/PE/HAD	432	436	600	320	600
12144	10E200 1100 3320 20 000000	CONF/MTG/HEALTH	40	-	150	-	150
11783	10E200 1100 3320 21 000000	CONF/MTGS/HAD/FOREIGN LANGUAGE	876	940	800	555	700
12147	10E200 1100 3320 22 000000	CONF/MTG/FACS	40	-	150	-	175
12151	10E200 1100 3320 23 000000	CONF/MTG/TECH ED	125	250	175	125	175
11225	10E200 1100 3320 24 000000	CONF/MTG/WKSHP/INSTR MUSIC	576	480	501	501	525
11264	10E200 1100 3320 25 000000	CONF/MTGS/MATH SPEC/HAD	-	-	300	-	300
10179	10E200 1100 4100 00 000000	GENERAL SUPPLIES/HAD	34,338	26,234	45,075	23,494	40,000
10222	10E200 1100 4100 09 000000	SUPPLIES SPECIAL ED			1,000	94	500
11773	10E200 1100 4100 10 000000	SUPPLIES/EXPL ARTS/VISUAL ART	4,947	5,221	3,900	3,911	3,500
11770	10E200 1100 4100 11 000000	SUPPLIES/EXPL ARTS/MUSIC	1,000	2,660	1,500	1,426	1,500

**GLEN ELLYN SCHOOL DISTRICT 41
2015-16 HADLEY JUNIOR HIGH SCHOOL BUDGET**

Quick Key	Account Number	Account Level Description	2012-13 Actual	2013-14 Actual	2014-15 Budget	2014-15 Activity 6/8/15	2015-16 Budget
11771	10E200 1100 4100 12 000000	SUPPLIES/EXPL ARTS/ART TECH	2,286	-	1,675	1,931	1,500
11762	10E200 1100 4100 14 000000	SUPPLIES/HAD/SOC STUDIES	963	1,278	2,000	520	1,500
11765	10E200 1100 4100 15 000000	SUPPLIES/HAD/MATH	3,328	2,857	3,500	4,697	3,000
11760	10E200 1100 4100 16 000000	SUPPLIES/HAD/LITERACY	318	1,068	3,000	2,774	3,000
11766	10E200 1100 4100 17 000000	SUPPLIES/HAD/LANG ARTS	4,545	5,668	-	-	-
11767	10E200 1100 4100 18 000000	SUPPLIES/HAD/SCIENCE	3,855	10,635	10,160	9,084	8,000
10224	10E200 1100 4100 19 000000	GENERAL SUPPLIES/PE/HAD	308	361	3,955	2,357	2,500
11769	10E200 1100 4100 20 000000	SUPPLIES/EXPL ARTS/HEALTH	1,816	1,816	3,000	2,018	1,000
11785	10E200 1100 4100 21 000000	SUPPLIES/HAD/FOREIGN LANGUAGE	1,174	2,298	2,000	913	1,500
11774	10E200 1100 4100 22 000000	SUPPLIES/EXPL ARTS/FACS	7,409	7,188	6,000	5,907	6,500
11772	10E200 1100 4100 23 000000	SUPPLIES/EXPL ARTS/TECH ED	1,693	2,345	6,000	5,644	2,500
10215	10E200 1100 4100 24 000000	GENERAL SUPPLIES/BAND	10,277	6,484	2,750	2,747	2,000
11158	10E200 1100 4100 25 000000	SUPPLIES/MATH SPEC/HAD	90	-	500	-	500
11768	10E200 1100 4100 27 000000	SUPPLIES/EXPL ARTS/FLEX LANG	-	26	-	610	-
10221	10E200 1100 4100 26 000000	SUPPLIES ORCHESTRA	-	-	3,250	3,593	2,000
11770	10E200 1100 4100 11 000000	SUPPLIES CHOIR	-	-	-	1,426	2,000
11768	10E200 1100 4100 27 000000	SUPPLIES/BEGINNING BAND	208	26	650	610	1,000
11086	10E200 1100 4100 37 000000	SUPPLIES/HADLEY U	824	-	-	-	-
11079	10E200 1100 4190 00 000000	SMALL EQUIPMENT/HAD	2,480	3,433	4,780	6,374	4,000
12138	10E200 1100 4190 10 000000	SMALL EQUIP/ART	-	403	-	-	-
12141	10E200 1100 4190 11 000000	SMALL EQUIP/GEN MUSIC/VOCAL	-	2,176	800	198	-
11210	10E200 1100 4190 12 000000	SMALL EQUIPMENT/EXPL ARTS	130	1,165	1,000	1,324	1,000
11118	10E200 1100 4190 18 000000	JH SCIENCE SMALL EQUIPMENT	-	3,419	3,500	1,340	1,500
11125	10E200 1100 4190 19 000000	SMALL EQUIPMENT/PE/HAD	-	-	500	2,102	500
12417	10E200 1100 4190 17 000000	SMALL EQUIPMENT/LITERACY	-	355	700	-	-
12148	10E200 1100 4190 22 000000	SMALL EQUIPMENT/FACS	31	-	500	-	500
12152	10E200 1100 4190 23 000000	SMALL EQUIP/TECH ED	-	-	-	-	500
11226	10E200 1100 4190 24 000000	SMALL EQUIPMENT/INSTR MUSIC	-	13,689	1,000	840	1,000
11228	10E200 1100 4190 26 000000	SMALL EQUIPMENT/ORCHESTRA	-	-	-	-	1,000
11452	10E000 1100 3255 24 000000	INSTRUMENT LEASES	12,196	6,480	7,000	5,221	7,000
10180	10E200 1100 4200 00 000000	TEXTBOOKS/HAD	1,683	-	4,000	1,001	3,000
10181	10E200 1100 4210 00 000000	CONSUMABLES/HAD	326	-	1,500	-	1,500

**GLEN ELLYN SCHOOL DISTRICT 41
2015-16 HADLEY JUNIOR HIGH SCHOOL BUDGET**

Quick Key	Account Number	Account Level Description	2012-13 Actual	2013-14 Actual	2014-15 Budget	2014-15 Activity 6/8/15	2015-16 Budget
10183	10E200 1100 5500 00 000000	EQUIPMENT/HAD	3,249	4,522	5,000	-	5,000
12139	10E200 1100 5500 10 000000	EQUIPMENT/ART	-	147	-	-	500
12142	10E200 1100 5500 11 000000	EQUIPMENT/GEN MUSIC/VOCAL	-	-	-	-	-
10206	10E200 1100 5500 12 000000	EQUIPMENT/EXPL ARTS	-	-	500	-	500
10225	10E200 1100 5500 19 000000	EQUIPMENT/PE/HAD	8,769	4,152	7,045	6,743	5,000
12150	10E200 1100 5500 22 000000	EQUIPMENT/FACS	-	-	500	-	800
12153	10E200 1100 5500 23 000000	EQUIPMENT/TECH ED	-	-	-	-	2,000
10186	10E200 1100 6400 00 000000	DUES & FEES/HAD	125	52	500	250	1,000
10217	10E200 1100 6400 24 000000	DUES & FEES/INSTR MUSIC	1,355	1,252	1,500	1,471	1,200
10574	10E200 2130 4100 00 000000	HEALTH SUPPLIES/HAD	767	882	1,000	818	1,000
11574	10E200 2130 4190 00 000000	SMALL EQUIPMENT/HEALTH/HAD	-	135	-	-	-
11504	10E200 1650 4100 00 000000	GEN SUPPLIES/GIFTED SVCS/HAD	-	-	500	-	500
11565	10E000 2120 4100 00 000000	GENERAL SUPPLIES/GUIDANCE	-	-	500	424	500
10764	10E200 2222 3230 00 000000	EQUIPMENT REPAIR/MEDIA/HAD	-	-	500	-	500
11734	10E200 2222 3320 00 000000	CONF/MTGS/MEDIA/HAD	828	694	639	599	400
10737	10E200 2222 4100 00 000000	GENERAL SUPPLIES/MEDIA/HAD	1,106	1,473	1,000	610	500
11799	10E200 2222 4190 00 000000	SMALL EQUIPMENT/MEDIA/HAD	848	758	-	-	1,000
10744	10E200 2222 4300 00 000000	LIBRARY BOOKS/HAD	1,633	18,962	17,000	16,477	10,000
11794	10E200 2222 4300 00 380000	LIBRARY BOOKS/HAD/STATE GRANT	884	65	880	877	-
10774	10E200 2222 4400 00 000000	PERIODICALS/MEDIA/HAD	646	657	854	105	500
10734	10E200 2222 4750 00 000000	AV INSTRUCTIONAL MATLS/HAD	2,280	300	-	-	300
10894	10E200 2410 3320 00 000000	CONF/MTG/WKSH/PRINCIPAL	6,751	3,789	6,000	734	5,000
10914	10E200 2410 4100 00 000000	OFFICE SUPPLIES/HAD PRINCIPAL	408	173	1,500	-	500
10934	10E200 2410 6400 00 000000	DUES & FEES/HAD PRINCIPAL	505	1,305	3,500	1,350	2,000
10029	10E200 2621 3140 00 000000	PURCH SVC/CONT IMP/HAD	4,414	2,790	6,000	-	4,000
10039	10E200 2621 3320 00 000000	CONF/MTG/WKSH/CONT IMP/HAD	1,944	675	3,000	525	3,000
10089	10E200 2621 4100 00 000000	GENERAL SUPPLIES/CONT IMP/HAD	213	352	1,000	220	-
HADLEY BUDGET TOTAL			7,475,074	7,298,799	7,275,515	6,176,460	7,703,676

**GLEN ELLYN SCHOOL DISTRICT 41
2015-16 HADLEY JUNIOR HIGH SCHOOL BUDGET**

Quick Key	Account Number	Account Level Description	2012-13 Actual	2013-14 Actual	2014-15 Budget	2014-15 Activity 6/8/15	2015-16 Budget
11502	10E200 1510 3140 39 000000	PURCHASED SVC/DRAMA	3,394	3,602	5,000	3,642	5,000
11575	10E200 1510 3140 51 000000	PURCH SVCS/BAND,ORCH,CHORUS	-	360	-		2,000
10521	10E200 1510 3190 00 000000	ATHLETIC OFFICIALS	5,017	5,108	5,500	5,542	5,500
10522	10E200 1510 4100 00 000000	GENERAL SUPPLIES/ATHLETICS	769	70	1,500	683	1,500
11536	10E200 1510 4100 30 000000	SUPPLIES/WRESTLING	1,962	932	1,376	1,497	800
11580	10E200 1510 4100 31 000000	SUPPLIES/VOLLEYBALL	355	339	600	319	500
11562	10E200 1510 4100 32 000000	SUPPLIES/BASKETBALL/GIRLS	285	808	600	-	500
11582	10E200 1510 4100 34 000000	SUPPLIES/XCTRY & TRACK	1,983	1,630	1,500	762	1,200
11584	10E200 1510 4100 35 000000	SUPPLIES/SOFTBALL	82	197	300	303	300
11527	10E200 1510 4100 36 000000	SUPPLIES/INTRAMURAL SPORTS	584	406	1,000	992	1,000
11594	10E200 1510 4100 39 000000	SUPPLIES/DRAMA	640	768	1,500	1,437	1,500
11567	10E200 1510 4100 41 000000	SUPPLIES/CHESS	299	131	300	29	300
11591	10E200 1510 4100 42 000000	SUPPLIES/CHEERLEADING	1,180	114	1,400	1,132	1,000
11568	10E200 1510 4100 43 000000	SUPPLIES/MATHLETES	-	220	300	220	300
11593	10E200 1510 4100 44 000000	SUPPLIES/BASKETBALL/BOYS	779	115	600	-	500
11561	10E200 1510 4100 45 000000	SUPPLIES/STUDENT COUNCIL	607	503	750	142	500
11537	10E200 1510 4100 46 000000	SUPPLIES/MADRIGAL CHOIR	1,382	229	-	-	-
11583	10E200 1510 4100 48 000000	SUPPLIES/SOCCER	459	1,062	1,000	493	800
11501	10E200 1510 4100 49 000000	SUPPLIES/TREBLE CONC CHOIR	4,047	1,964	-	-	-
11519	10E200 1510 4100 50 000000	SUPPLIES/LEGO ROBOTICS	448	446	943	943	800
11587	10E200 1510 4100 51 000000	SUPPLIES/BAND,ORCH & CHORUS		3,219	-		-
11599	10E200 1510 4100 52 000000	SUPPLIES/R C CLUB	2,686	2,790	500	-	500
15131	10E200 1510 4100 53 000000	DARE TO DREAM CLUB SUPPLIES	-	71	500	-	300
15132	10E200 1510 4100 54 000000	GUITAR CLUB SUPPLIES	-	-	500	-	300
15130	10E200 1510 4100 55 000000	BEST BUDDIES CLUB	-	-	600	-	300
10223	10E200 1510 4100 56 000000	SAFE SPOT	-	-	600	190	300
10226	10E200 1510 4100 57 000000	SUPPLIES DANCE CLUB	-	-	600	-	-
11525	10E200 1510 4190 00 000000	SMALL EQUIPMENT/ATHLETICS	2,645	105	2,000	39	2,000
11606	10E200 1510 4190 30 000000	SMALL EQUIPMENT/WRESTLING	-	1,615	528	263	-
10553	10E200 1510 5500 00 000000	EQUIPMENT/ATHLETICS	514	816	2,500	892	2,500
11526	10E200 1510 6400 00 000000	DUES & FEES/ATHLETICS	825	700	800	320	1,000
11523	10E200 1510 6400 30 000000	DUES & FEES/WRESTLING	1,239	1,229	1,095	1,095	1,000

**GLEN ELLYN SCHOOL DISTRICT 41
2015-16 HADLEY JUNIOR HIGH SCHOOL BUDGET**

Quick Key	Account Number	Account Level Description	2012-13 Actual	2013-14 Actual	2014-15 Budget	2014-15 Activity 6/8/15	2015-16 Budget
11596	10E200 1510 6400 31 000000	DUES & FEES/VOLLEYBALL	320	320	350	320	350
11560	10E200 1510 6400 32 000000	DUES & FEES/GIRLS BASKETBALL	-	300	350	300	350
11569	10E200 1510 6400 35 000000	DUES & FEES/SOFTBALL	450	250	350	250	250
11590	10E200 1510 6400 44 000000	DUES & FEES/BOYS BASKETBALL	600	600	600	600	600
11521	10E200 1510 6400 45 000000	DUES & FEES/STUDENT COUNCIL	-	-	150	-	150
11520	10E200 1510 6400 50 000000	DUES & FEES/LEGO ROBOTICS	316	421	500	425	500
40021	40E200 2550 3312 00 000000	ATHLETIC TRIPS/REG TRANS	19,805	12,935	15,000	14,770	15,000
		TOTAL INTERSCHOLASTICS/CLUBS/ACTIVITIES	53,672	44,374	51,692	37,600	49,400
		Building Allocation					217,930
		Enrollment					1,178
		Allocation Per Student					185

Hadley 2015-2016

Cert			Support			Cert		Support		
Grade	FTE		FTE	Name	Type	Program	FTE	Type	FTE	
6th	LA	1.00				Library Media Specialist	1.00	Library/Media Aide	1.00	
		1.00				Gifted Specialist	1.00	Library/Media Aide	1.00	
		1.00				Math Coach	1.00	ESL/Bilingual Aide	1.00	
		1.00				Literacy Coach	1.00			
		1.00				PBL Coach	1.00			
	Math	1.00				ESL	1.00			
		1.00				ESL	1.00			
		1.00								
		1.00								
		1.00								
	Science	0.50				Foreign Language-Spanish	1.00			
		1.00				Foreign Language-French	1.00			
		1.00				Foreign Language-Spanish	1.00			
		1.00				Foreign Language-Spanish	1.00			
		1.00				PE	1.00			
Soc Studie	1.00				PE	1.00				
	0.50				PE	1.00				
	1.00				PE/Health	1.00				
							16.00			
							Special Ed Programs			
7th	LA	1.00				Resource/Inclusion	1.00			
		1.00				Resource/Inclusion	1.00			
		1.00				Resource/Inclusion	1.00			
		1.00				Resource/Inclusion	1.00			
		1.00				Resource/Inclusion	1.00			
		1.00				Resource/Inclusion	1.00			
	Math	1.00				Subtotal	6.00			
		1.00				Special Ed - Self Contained	1.00			
						Emotional Support				
	Science	1.00				Classroom	1.00			
		1.00				Special Ed - Self Contained	1.00			
		1.00								
								Total (including resource)	9.00	
								Special Ed Services		
	Soc Studies	1.00				Speech @ St. Pets	0.10			
1.00					Nurse	1.00				
1.00					Social Worker-Emotional Supp	0.25				
1.00					Social Worker	0.75				
1.00					Social Worker	1.00				
8th	LA	1.00				Psychologist-Bilingual	0.75			
		1.00				Psychologist	0.60			
		1.00				Psychologist-Emotional Supp	0.25			
		1.00				Speech	0.90			
		1.00								
Math	1.00									
	1.00									
							Total SpEd/Related Svc	14.60		
							Building Administration & Other Supports			
Science	1.00				Principal	1.00				
	1.00				Assistant Principal	1.00				
	1.00				Assistant Principal	1.00				
Soc Studie	1.00				Counselor	1.00				
	1.00				Counselor	1.00				
	1.00				Counselor	1.00				
							6.00			
TOTAL STAFF									120.40	
Total 43										
Exploratory										
Art Tech	1.00									
Art	1.00									
Applied Te	1.00									
Life Skills	1.00									
Band	1.00									
Band	1.00									
Orchestra	0.50									
Music	1.00									
Health	1.00									
Health	1.00									
9.50										
Building based program										
ESL/FLES/Bilingual/PreK/Dual (K McCluskey Budget)										
Special Education/Student Services (M Gallo Budget)										
Teaching/Learning/Accountability (K Carlson Budget)										
Buildings and Grounds (D Scarmardo Budget)										
Technology (M Wood Budget)										
Food Service (separate budget)										

**GLEN ELLYN SCHOOL DISTRICT 41
2015-16 FINANCE, FACILITIES AND OPERATIONS BUDGET**

Quick Key	Account Number	Account Level Description	2012-13 Actual	2013-14 Activity	2014-15 Budget	2014-15 YTD Activity 6/8/15	2015-16 Budget
	MULTIPLE	DEPARTMENTAL SALARIES	553,486	426,091	387,600	384,399	398,501
	MULTIPLE	EXTRA DUTY STIPENDS	469,882	450,475	473,665	408,671	466,843
	MULTIPLE	SUB SALARIES	449,067	568,011	362,650	496,315	456,460
	MULTIPLE	TEMP HELP	33,898	19,673	25,000	25,366	25,000
10942	10E000 2520 2220 00 000000	EMPLOYEE BENEFITS	77,927	79,111	79,201	86,025	83,273
10805	10E000 2310 3170 00 000000	AUDIT SERVICES	25,675	37,410	45,000	43,623	35,550
10809	10E000 2310 3801 00 000000	LIABILITY/PROPERTY INSURANCE	80,859	77,922	89,135	70,658	75,000
10810	10E000 2310 3803 00 000000	WORKERS COMP INSURANCE	166,637	174,332	244,000	233,249	244,000
10812	10E000 2310 3806 00 000000	BOND PREMIUMS	621	11,068	1,500	1,848	1,800
11817	10E000 2310 3810 00 000000	STUDENT INSURANCE	19,093	20,792	20,792	20,792	20,792
11780	10E000 2510 3320 00 000000	CONF/MTGS/ FFO ADMIN	1,288	975	1,750	944	1,750
11781	10E000 2510 4100 00 000000	SUPPLIES/FFO ADMIN	-	-	100	-	100
11789	10E000 2510 6400 00 000000	DUES & FEES/FFO ADMIN	554	601	500	600	500
10945	10E000 2520 4100 00 000000	GEN SUPPLIES/FISCAL SVCS	15,641	15,215	15,000	12,386	15,000
11949	10E000 2520 4190 00 000000	SMALL EQUIPMENT/FISCAL SVCS	693	550	1,000	350	1,000
10947	10E000 2520 5500 00 000000	EQUIPMENT/FISCAL SVCS	-	734	2,000	2,920	3,000
10948	10E000 2520 6400 00 000000	DUES & FEES/FISCAL SVCS	725	635	1,000	797	500
10938	10E000 2520 6410 00 000000	BANK FEES/FISCAL SVCS	33,938	32,473	35,000	37,429	35,000
10943	10E000 2520 3110 00 000000	PURCHASED SERVICES/FISCAL SVCS	2,608	36,637	32,000	20,549	32,000
11269	10E000 2520 3252 00 000000	POSTAGE METER	5,544	7,392	5,500	7,392	6,000
10944	10E000 2520 3320 00 000000	CONF/MTGS/ FISCAL SVCS	2,093	361	2,000	1,223	1,300
10971	10E000 2520 3410 00 000000	POSTAGE	25,712	18,077	20,000	18,007	20,000
10972	10E000 2520 3500 00 000000	LEGAL NOTICES	5,066	5,580	5,150	4,441	5,150
	FFO TOTAL BUDGET		1,971,007	1,984,115	1,849,543	1,877,984	1,928,519

**GLEN ELLYN SCHOOL DISTRICT 41
2015-16 BUILDINGS AND GROUNDS BUDGET**

Quick	Account Level	2012-13	2013-14	2014-15	2014-15 YTD	2015-16	
Key	Account Number	Description	Actual	Actual	Budget	Actual 6/8/15	Budget
	MULTIPLE	DEPARTMENTAL SALARIES	1,181,457	1,230,237	1,187,956	1,162,040	1,146,463
	MULTIPLE	EMPLOYEE BENEFITS	385,336	391,204	391,652	372,069	389,579
	10E000 2540 3400 00 000000	CELL PHONE	22,050	24,038	24,500	23,737	24,500
20306	20E000 2540 3201 00 000000	HVAC REPAIRS	42,246	43,191	45,000	41,480	45,000
20321	20E000 2540 3202 00 000000	ELECTRICAL REPAIRS	14,584	15,589	14,253	12,477	14,253
20312	20E000 2540 3203 00 000000	PLUMBING REPAIRS	13,980	15,067	15,000	13,892	15,000
20065	20E000 2540 3210 00 000000	DISPOSAL SERVICES	38,719	45,907	35,500	42,704	35,500
20185	20E000 2540 3220 00 000000	CONTRACT MAINTENANCE	433,206	494,687	512,500	420,948	512,500
20070	20E000 2540 3221 00 000000	LAUNDRY SERVICES	7,382	4,255	6,350	3,918	6,335
20245	20E000 2540 3230 00 000000	EQUIPMENT REPAIRS/DIST	4,629	6,379	6,318	1,565	6,318
20346	20E000 2540 3231 00 000000	SYSTEMS MAINT/REPAIR	17,782	13,578	15,836	11,605	15,836
20210	20E000 2540 3232 00 000000	VEHICLE REPAIRS	6,211	2,739	5,279	5,710	5,279
20331	20E000 2540 3233 00 000000	SITE MAINTENANCE REPAIRS	0	0	528	-	525
20140	20E000 2540 3240 00 000000	ARCHITECTURAL/ENG FEES	239,793	1,023,453	1,172,825	488,854	500,000
20281	20E100 2540 3251 00 000000	PORTABLE LEASE PMTS/AL	24,300	24,300	24,908	24,300	-
20282	20E110 2540 3251 00 000000	PORTABLE LEASE PMTS/BF	12,250	12,250	12,556	12,250	-
20283	20E120 2540 3251 00 000000	PORTABLE LEASE PMTS/CH	22,950	22,950	23,524	22,950	23,524
20284	20E130 2540 3251 00 000000	PORTABLE LEASE PMTS/FG	23,800	23,800	24,395	23,800	-
20285	20E200 2540 3251 00 000000	PORTABLE LEASE PMTS/HAD	54,950	59,475	56,324	54,950	54,950
20047	20E000 2540 3257 00 000000	SPACE RENTAL/BLDG ADMIN	5,412	6,483	5,125	6,038	5,125
20254	20E000 2540 3260 00 000000	TESTING & INSPECTIONS/DIST	5,125	28,391	5,000	10,890	5,000
20255	20E000 2540 3280 00 000000	DISTRICT SECURITY	86,009	49,116	50,000	34,517	50,000
20190	20E000 2540 3320 00 000000	CONF/MTG/WKSH/MAINT	1,026	0	1,000	-	1,000
20080	20E000 2540 3400 00 000000	TELEPHONE SERVICE/CENTREX	140,325	154,540	143,476	135,976	155,000
20072	20E000 2540 3700 00 000000	WATER/SEWER SERVICES	43,807	43,330	44,000	45,048	44,000
20211	20E000 2540 3805 00 000000	VEHICLE INSURANCE	7,119	7,300	7,300	-	7,300
20005	20E000 2540 4100 00 000000	MAINTENANCE SUPPLIES	49,147	54,176	52,788	41,931	54,370
20231	20E100 2540 4100 00 000000	BOTTLED WATER/PORTABLES/AL	1,517	1,641	2,153	1,547	0
20232	20E110 2540 4100 00 000000	BOTTLED WATER/PORTABLES/BF	2,326	973	1,538	801	0
20233	20E120 2540 4100 00 000000	BOTTLED WATER/PORTABLES/CH	1,896	1,767	2,255	1,050	1,100
20234	20E130 2540 4100 00 000000	BOTTLED WATER/PORTABLES/FG	550	835	820	744	0
20235	20E200 2540 4100 00 000000	BOTTLED WATER/PORTABLES/HAD	1,178	1,850	2,665	1,916	2,000

**GLEN ELLYN SCHOOL DISTRICT 41
2015-16 BUILDINGS AND GROUNDS BUDGET**

Quick Key	Account Number	Account Level Description	2012-13 Actual	2013-14 Actual	2014-15 Budget	2014-15 YTD Actual 6/8/15	2015-16 Budget
20045	20E000 2540 4102 00 000000	OFFICE SUPPLIES/BLDG ADMIN	14	0	1,025	0	750
20110	20E000 2540 4160 00 000000	CUSTODIAL SUPPLIES	96,761	98,632	112,750	83,197	116,140
20046	20E000 2540 4190 00 000000	SMALL EQUIPMENT/DIST	264,992	435,047	275,000	141,600	250,000
20196	20E001 2540 4190 00 000000	SMALL EQUIPMENT/ADM	3,032	656	0	170	0
20191	20E100 2540 4190 00 000000	SMALL EQUIPMENT/AL	1,948	1,072	3,000	0	3,000
20192	20E110 2540 4190 00 000000	SMALL EQUIPMENT/BF	0	325	3,000	0	3,000
20193	20E120 2540 4190 00 000000	SMALL EQUIPMENT/CH	0	1,597	3,000	0	3,000
20194	20E130 2540 4190 00 000000	SMALL EQUIPMENT/FG	5,565	325	3,000	0	3,000
20195	20E200 2540 4190 00 000000	SMALL EQUIPMENT/HAD	3,245	685	7,500	0	7,500
20212	20E000 2540 4640 00 000000	GASOLINE	11,786	11,509	10,250	7,132	10,250
20074	20E000 2540 4650 00 000000	NATURAL GAS	117,223	159,879	189,625	111,550	195,000
20076	20E000 2540 4660 00 000000	ELECTRICITY	346,426	339,355	307,500	354,341	365,000
20146	20E001 2540 5300 00 000000	BUILDING IMPROVEMENTS/ADM	570	0	1,000	0	150,000
20141	20E100 2540 5300 00 000000	BUILDING IMPROVEMENTS/AL	10,682	4,999	210,000	-35,084	150,000
20142	20E110 2540 5300 00 000000	BUILDING IMPROVEMENTS/BF	111,057	18,900	15,000	11,780	100,000
20143	20E120 2540 5300 00 000000	BUILDING IMPROVEMENTS/CH	63,636	12,134	15,000	18,283	25,000
20144	20E130 2540 5300 00 000000	BUILDING IMPROVEMENTS/FG	56,780	21,694	15,000	12,013	40,000
20145	20E200 2540 5300 00 000000	BUILDING IMPROVEMENTS/HAD	8,903	190,311	15,000	823	140,000
20157	20E000 2540 5400 00 000000	SITE IMPROVEMENTS/DIST	0	1,044,299	0	0	0
20156	20E001 2540 5400 00 000000	SITE IMPROVEMENTS/ADM	0	3,500	0	0	0
20151	20E100 2540 5400 00 000000	SITE IMPROVEMENTS/AL	0	0	2,500	1,450	2,500
20152	20E110 2540 5400 00 000000	SITE IMPROVEMENTS/BF	800	0	2,500	2,650	2,500
20153	20E120 2540 5400 00 000000	SITE IMPROVEMENTS/CH	550	0	2,500	0	2,500
20154	20E130 2540 5400 00 000000	SITE IMPROVEMENTS/FG	1,388	0	2,500	0	2,500
20155	20E200 2540 5400 00 000000	SITE IMPROVEMENTS/HAD	959,720	0	5,000	1,165	2,500
20166	20E000 2540 5500 00 000000	EQUIPMENT/DIST	37,171	2,448	10,000	11,137	5,000
20165	20E001 2540 5500 00 000000	EQUIPMENT/ADM	720	0	1,000	0	1,000
20160	20E100 2540 5500 00 000000	EQUIPMENT/AL	0	525	50,500	46,982	2,000
20161	20E110 2540 5500 00 000000	EQUIPMENT/BF	1,920	49,909	2	2,403	25,600
20162	20E120 2540 5500 00 000000	EQUIPMENT/CH	0	43,003	2,000	1,368	28,950
20163	20E130 2540 5500 00 000000	EQUIPMENT/FG	0	680	2,000	0	24,300
20164	20E200 2540 5500 00 000000	EQUIPMENT/HAD	0	94,123	10,000	730	2,000

**GLEN ELLYN SCHOOL DISTRICT 41
2015-16 BUILDINGS AND GROUNDS BUDGET**

Quick		Account Level	2012-13	2013-14	2014-15	2014-15 YTD	2015-16
Key	Account Number	Description	Actual	Actual	Budget	Actual 6/8/15	Budget
20213	20E000 2540 5510 00 000000	VEHICLES	527	0	2,500	530	30,000
20149	20E000 2540 6400 00 000000	FEES & PERMITS	0	2,420	2,819	30,711	15,000
20048	20E001 2540 6400 00 000000	MEMBERSHIP DUES & FEES/DIST	292	-	500	-	500
20957	20E000 2560 3230 00 000000	CAFETERIA EQUIP REPAIRS	1,846	5,216	2,000	2,324	2,000
20956	20E000 2560 4190 00 000000	SMALL EQUIPMENT/CAFETERIA	7,959	981	5,000	1,044	2,500
20958	20E000 2560 5500 00 000000	CAFETERIA EQUIPMENT	18,299	3,882	10,000	1,313	5,000
20086	20E000 5370 5350 00 000000	TRANSFER TO OTHER FUND	0	599,310	599,310	599,310	598,250
	BUILDINGS & GROUNDS BUDGET TOTAL		5,024,872	6,950,916	5,792,605	4,428,630	5,436,697

**GLEN ELLYN SCHOOL DISTRICT 41
2015-16 SITE AND CONSTRUCTION BUDGET**

Quick Key	Account Number	Account Level Description	2012-13 Actual	2013-14 Actual	2014-15 Budget	2014-15 YTD Activity 6/8/15	2015-16 Budget
60970	60E110 2530 5500 00 000000	EQUIPMENT/BF	-	-	-	-	-
60971	60E120 2530 5500 00 000000	EQUIPMENT/CH	-	-	-	-	-
60972	60E130 2530 5500 00 000000	EQUIPMENT/FG	-	-	-	-	-
60973	60E200 2530 5500 00 000000	EQUIPMENT/HAD	-	-	-	-	-
20951	60E100 2540 3140 00 000000	PURCHASED SERVICES/AL	-	-	81,500	10,942	
20952	60E110 2540 3140 00 000000	PURCHASED SERVICES/BF	-	12,758	81,500	4,723	
20953	60E120 2540 3140 00 000000	PURCHASED SERVICES/CH	-	-	81,500	20,872	
20954	60E130 2540 3140 00 000000	PURCHASED SERVICES/FG	-	13,700	81,500	50,015	
20959	60E100 2540 5300 00 000000	BUILDING IMPROVEMENTS/AL	-	-	2,059,685	1,829,897	45,000
20960	60E110 2540 5300 00 000000	BUILDING IMPROVEMENTS/BF	-	-	2,234,570	1,750,560	70,000
20961	60E120 2540 5300 00 000000	BUILDING IMPROVEMENTS/CH	-	-	2,578,112	1,201,880	3,883,660
20962	60E130 2540 5300 00 000000	BUILDING IMPROVEMENTS/FG	-	-	1,989,030	1,053,680	420,000
20964	60E100 2540 5400 00 000000	SITE IMPROVEMENTS/AL	-	34,404	211,560	186,934	
20965	60E110 2540 5400 00 000000	SITE IMPROVEMENTS/BF	-	52,200	255,330	204,250	
20966	60E120 2540 5400 00 000000	SITE IMPROVEMENTS/CH	-	1,000	2,397,000	948,975	100,000
20967	60E130 2540 5400 00 000000	SITE IMPROVEMENTS/FG	-	-	537,668	453,310	
60975	60E100 2900 3140 00 000000	PUR SERVICES/CONSTRUCTION/AL	-	-	211,560	469,451	
60976	60E110 2900 3140 00 000000	PUR SERVICES/CONSTRUCTION/BF	-	-	336,000	315,024	
60977	60E120 2900 3140 00 000000	PUR SERVICES/CONSTRUCTION/CH	-	-	211,000	215,562	271,020
60978	60E130 2900 3140 00 000000	PUR SERVICES/CONSTRUCTION/FG	-	-	240,000	230,475	90,340
	SITE & CONSTRUCTION TOTAL BUDGET		-	114,062	13,587,515	8,946,550	4,880,020

**GLEN ELLYN SCHOOL DISTRICT 41
2015-16 FOOD SERVICE BUDGET**

Quick	Account Level	2012-13	2013-14	2014-15	2014-15 YTD	2015-16	2014-15 YTD
Key	Account Number	Description	Actual	Actual	Budget	Activity 6/8/15	Revenue 6/8/15
10242	10E000 2560 1170 00 000000	EX DUTY STIPEND/LUNCHROOM	264,859	294,954	290,000	332,357	297,300
12539	10E000 2560 1170 08 399900	LUNCH SUPV/IVPA TRAINING GRANT	-	1,110	1,000	-	1,100
12117	10E000 2560 1171 00 000000	FOOD SERVICE STAFF	61,642	61,532	64,000	64,899	65,000
11962	10E000 2560 3150 00 000000	FOOD MANAGEMENT FEES	643,722	545,810	575,000	547,291	575,000
12562	10E000 2560 5500 00 000000	EQUIPMENT/FOOD SERVICES	-	-	-	-	-
11964	10E000 2560 6400 00 000000	PERMIT FEES/FOOD MGMT	1,925	2,595	900	1,925	90
20957	20E000 2560 3230 00 000000	CAFETERIA EQUIP REPAIRS	1,845	5,216	2,000	2,323	2,000
20956	20E000 2560 4190 00 000000	SMALL EQUIPMENT/CAFETERIA	7,959	981	5,000	1,043	5,000
20955	20E000 2560 4700 00 000000	SOFTWARE/CAFETERIA	-	-	-	-	-
12562	10E000 2560 5500 00 000000	EQUIPMENT PURCHASES	18,299	3,882	10,000	3,883	10,000
							551,411
	TOTAL FOOD SERVICE BUDGET		1,000,251	916,080	947,900	953,721	955,490

**GLEN ELLYN SCHOOL DISTRICT 41
2015-16 TRANSPORTATION BUDGET**

Quick Key	Account Number	Account Level Description	2012-13 Actual	2013-14 Actual	2014-15 Budget	2014-15 Activity 6/8/15	2015-16 Budget	2014-15 Revenue 6/8/15
40010	40E000 2550 3310 00 000000	ROUTE CONTRACT/REG TRANS	609,185	645,805	610,000	509,452	655,492	24,146
40032	40E000 2550 3310 00 370500	PRE-K AT RISK TRANS	85,174	81,479	85,000	63,597	85,000	
40036	40E000 2550 3310 00 370501	MODEL PAR 0-3/SPEC ED TRANS	208	150	1,216	-	1,216	
40046	40E000 2550 3310 00 389400	HOMELESS TRANSPORTATION	55,746	101,196	55,000	73,830	55,000	
40045	40E000 2550 3310 00 430000	TITLE I GRANT TRANSPORTATION	-	-	-	-	-	
40047	40E000 2550 3310 00 490900	TITLE III/LIPLEPS TRANS	523	-	530	310	500	
40021	40E200 2550 3312 00 000000	ATHLETIC TRIPS/REG TRANS	19,805	12,935	15,000	14,770	15,000	
	MULTIPLE	OTHER FIELDS TRIPS - MISC	17,297	21,303	32,510	26,036	32,510	
46109	40E000 2550 3313 00 000000	DIST CABS FOR FAMILIES (PI)	3,178	457	2,000	622	2,000	
40017	40E000 2550 3313 00 172500	FIELD TRIPS/OUTDOOR ED	2,111	1,828	4,000	1,085	4,000	
40019	40E000 2550 3314 00 000000	MUSIC TRIPS/REG TRANS	4,472	4,304	4,500	3,764	4,500	
40030	40E000 2550 3315 00 000000	SP ED TRANS/ROUTE CONTRACT	512,065	534,672	515,000	413,288	515,000	293,320
	40E000 2550 3317 00 000000	REG TRANS - CHOICE BUS	44,083	38,103	51,302	-	51,302	
	TOTAL TRANSPORTATION BUDGET		1,353,847	1,442,232	1,376,058	1,106,754	1,421,520	317,466

**GLEN ELLYN SCHOOL DISTRICT 41
2015-16 TECHNOLOGY BUDGET**

Quick Key	Account Number	Account Level Description	2012-13 Actual	2013-14 Actual	2014-15 Budget	2014-15 YTD Actual 6/8/15	2015-16 Budget
11992	10E000 2660 1150 00 000000	DEPARTMENTAL SALARIES	581,715	631,710	571,264	487,704	403,207
11986	10E000 2660 2220 00 000000	EMP BENEFITS/DATA PROC	116,886	105,481	92,401	63,336	83,273
10673	10E000 2225 3140 00 000000	PURCHASED SERV/TECH SVCS	618	6,114	20,000	-	-
10616	10E000 2225 3320 00 000000	CONF/MTG/WKSHHP/TECH SVCS	2,016	-	6,600	350	-
10639	10E000 2225 3330 00 000000	CONTRACT TRAVEL/TECH SVCS	500	-	-	-	-
10707	10E000 2225 4100 00 000000	GEN SUPPLIES/TECH SVCS/DIST	164	-	3,000	59	-
11639	10E000 2225 4190 00 000000	SMALL EQUIP/TECH SVCS/DIST	882	-	800	-	-
10980	10E000 2660 3110 00 000000	PURCHASED SVCS/DATA PROC	31,782	39,223	29,500	33,807	20,000
10986	10E000 2660 3110 23 000000	PURCHASED SVCS/SKYWARD TRAINING	-	-	10,000	4,705	10,000
11997	10E000 2660 3230 00 000000	EQUIPMENT REPAIR/DATA PROC	2,232	14,049	25,000	9,059	20,000
11998	10E000 2660 3254 00 000000	EQUIPMENT LEASES/DATA PROC	408,511	738,158	977,600	999,145	866,781
12638	10E000 2660 3258 00 000000	PRINTER SERVICES	17,546	59,541	140,000	117,571	134,000
11985	10E000 2660 3320 00 000000	CONF/MTG/WKSHPS/DATA PROC	335	2,736	5,000	-	5,000
10985	10E000 2660 4100 00 000000	SUPPLIES/DATA PROC	4,086	1,549	15,000	2,748	10,000
11988	10E000 2660 4190 00 000000	SMALL EQUIP/DATA PROC	57,027	76,332	79,016	65,490	70,000
10981	10E000 2660 4700 00 000000	SOFTWARE/DATA PROC	332,096	299,970	377,000	317,259	419,294
10982	10E000 2660 5500 00 000000	EQUIPMENT/DATA PROC	120,129	65,017	127,772	103,977	295,000
19261	10E000 2660 5501 00 000000	IEP REQUIRED TECH EQUIPMENT	5,311	6,099	10,000	-	10,000
11993	10E000 2660 6400 00 000000	DUES & FEES/DATA PROC	300	399	500	300	400
	TOTAL TECHNOLOGY SERVICES BUDGET		1,682,136	2,046,378	2,490,453	2,205,509	2,346,955

**GLEN ELLYN SCHOOL DISTRICT 41
2015-16 COMMUNICATIONS BUDGET**

Quick	Account Level	2012-13	2013-14	2014-15	2014-15 YTD	2015-16	
Key	Description	Actual	Actual	Budget	Actual 6/8/15	Budget	
Account Number							
	MULTIPLE	DEPARTMENTAL SALARIES	106,335	117,289	183,971	173,381	188,038
	MULTIPLE	EMPLOYEE BENEFITS	12,987	13,185	26,400	29,828	33,554
10970	10E000 2630 3110 00 000000	CONSULTANT SERV/INFO SVCS	-	1,000	1,000	68	-
11965	10E000 2630 3140 00 000000	PURCHASED SVCS/INFO SVCS	-	4,930	46,500	5,760	25,000
11969	10E000 2630 3320 00 000000	CONF/MTG/WKSHP/INFO SVCS	720	-	-	-	1,000
10973	10E000 2630 3610 00 000000	DISTRICT PUBLICATIONS	13,709	5,859	22,000	8,008	20,000
11978	10E000 2630 4700 00 000000	S/W SUBSCRIPTIONS/INFO SVCS	1,030	1,387	750	954	750
11977	10E000 2630 5500 00 000000	EQUIPMENT/INFO SVCS	565	-	500	525	500
11968	10E000 2630 6400 00 000000	DUES & FEES/INFO SVCS	580	150	1,000	773	500
	COMMUNITY INFORMATION TOTAL BUDGET		135,926	143,800	282,121	219,297	269,342

Glen Ellyn School District 41
Five-Year Financial Projections

(Fiscal Year)	2014/15	2015/16	2015/16	2016/17	2017/18	2018/19	2019/20
Budget Category	Budget	Tentative Budget	Tentative Budget w/ State Reductions	Projected Budget	Projected Budget	Projected Budget	Projected Budget
Beginning Fund Balance (Includes \$7,000,000 loan for elementary school additions)	\$ 23,473,277	\$ 10,777,081	\$ 10,777,081	\$ 8,857,319	\$ 11,292,157	\$ 12,832,752	\$ 13,503,755
Add: Revenue							
Local Sources 2%	\$ 47,603,254	\$ 48,598,658	\$ 48,598,658	\$ 49,570,631	\$ 50,562,044	\$ 48,436,785	\$ 49,405,520
State Sources	\$ 3,197,768	\$ 3,336,376	\$ 3,336,376	\$ 3,336,376	\$ 3,336,376	\$ 3,336,376	\$ 3,336,376
Federal Sources	\$ 894,876	\$ 870,904	\$ 870,904	\$ 870,904	\$ 870,904	\$ 870,904	\$ 870,904
State Reductions SB 1			\$ (500,000)	\$ (1,000,000)	\$ (1,500,000)	\$ (2,000,000)	\$ (2,000,000)
Total Revenue	\$ 51,695,898	\$ 52,805,938	\$ 52,305,938	\$ 52,777,911	\$ 53,269,324	\$ 50,644,065	\$ 51,612,800
Less: Expenditures							
Salaries 2.8%	\$ 28,868,667	\$ 28,444,332	\$ 28,444,332	\$ 28,572,573	\$ 29,115,605	\$ 29,673,842	\$ 30,504,710
Benefits 5%	\$ 5,425,705	\$ 5,609,023	\$ 5,609,023	\$ 5,889,474	\$ 6,183,948	\$ 6,493,145	\$ 6,817,803
Purchased Services 1%	\$ 6,949,492	\$ 6,055,664	\$ 6,055,664	\$ 5,500,000	\$ 5,555,000	\$ 5,610,550	\$ 5,666,656
Supplies & Materials 1%	\$ 2,458,211	\$ 2,283,352	\$ 2,283,352	\$ 2,306,186	\$ 2,329,247	\$ 2,352,540	\$ 2,376,065
Capital Outlay 4%	\$ 13,558,449	\$ 6,005,109	\$ 6,005,109	\$ 1,500,000	\$ 1,560,000	\$ 1,622,400	\$ 1,687,296
Capital Project Payments	\$ 599,310	\$ 598,250	\$ 598,250	\$ 600,000	\$ 600,000	\$ 600,000	\$ 600,000
Other/Tuition/Debt Service	\$ 6,532,260	\$ 5,729,970	\$ 5,729,970	\$ 5,477,000	\$ 5,649,500	\$ 2,574,500	\$ 2,574,500
TRS Roll In	\$ -	-	242,849	497,840	735,428	1,046,085	1,340,297
Total Expenditures	\$ 64,392,094	\$ 54,725,700	\$ 54,968,549	\$ 50,343,073	\$ 51,728,729	\$ 49,973,062	\$ 51,567,326
Fiscal Year Surplus (Deficit)	\$ (12,696,196)	\$ (1,919,762)	\$ (2,662,611)	\$ 2,434,838	\$ 1,540,595	\$ 671,002	\$ 45,474

Assumptions:

*Pull \$650,000 from salaries due to retirements (13 staff)

*One staff retirement

*Pull \$250,000 from salaries due to retirements (5 staff)

*Reduce levy bond paid off

*Other possible reductions - TRS roll in 1% annually

Senate Bill 1 Possible Reductions