

Glen Ellyn School District 41

Parent Insights Survey Results

Winter 2018

SCHOOL PERCEPTIONS

Our mission is to help educational leaders gather, organize and use data to make strategic decisions.

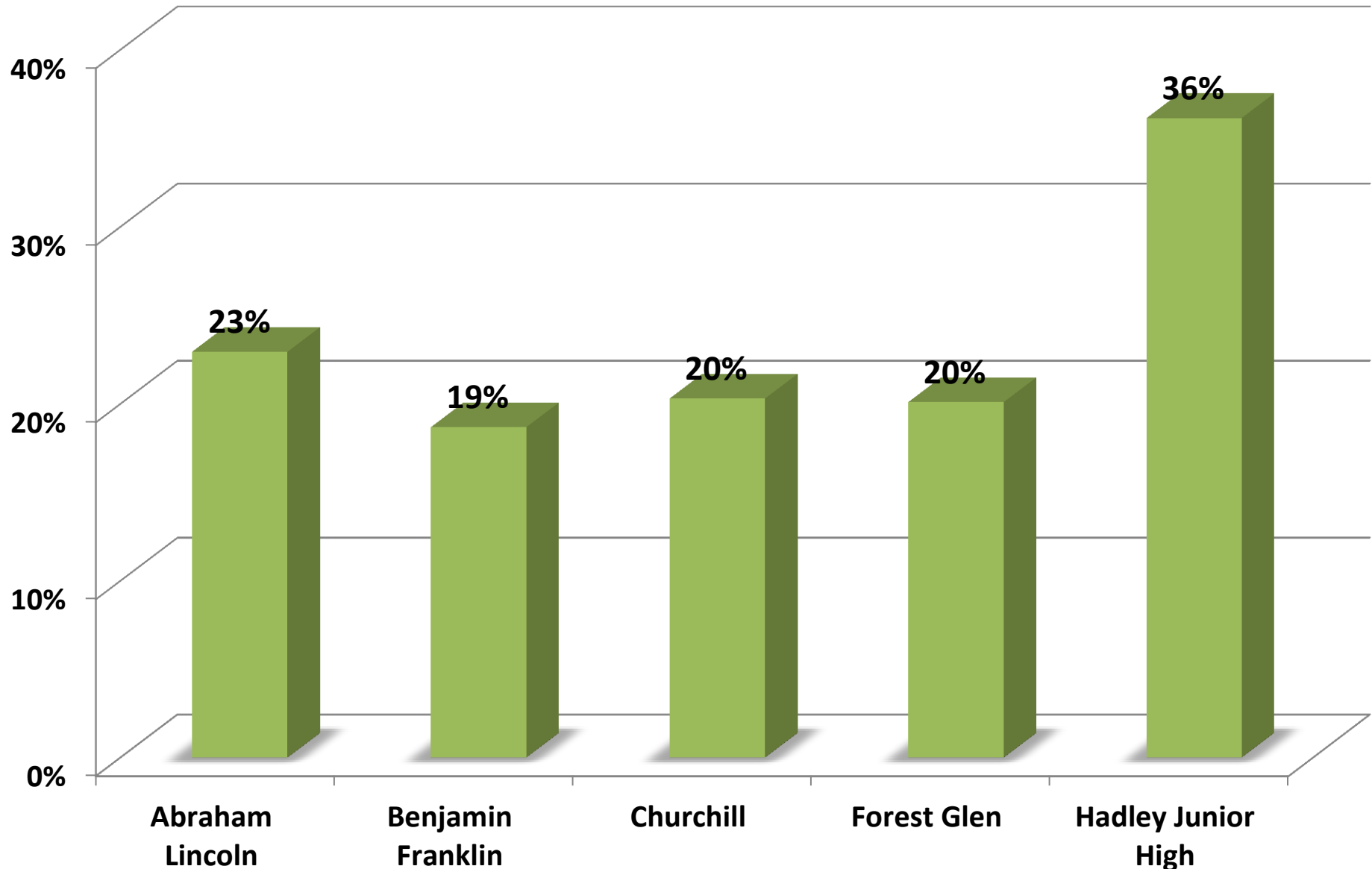
- Founded in 2002 to provide independent and unbiased research
- Conducted over 10,000 surveys for school improvement
- Helped more than 400 districts navigate the strategic planning and referendum planning process

Survey Summary

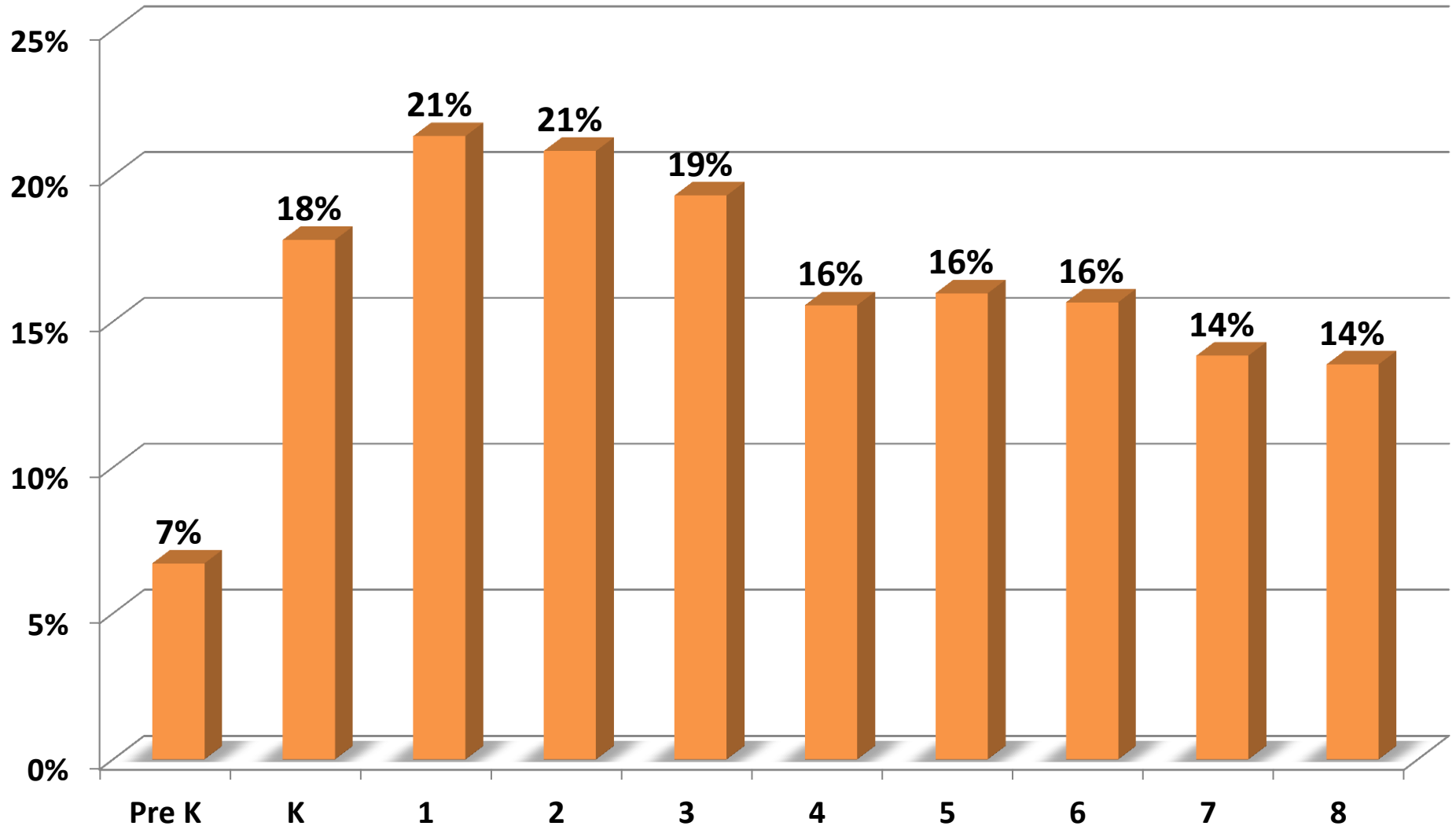
- The Parent Insights Survey was conducted in early/mid-March of 2018.
- All parents were sent an email invitation to take the survey online. Each email contained a unique survey link that could only be used once.
- Total responses = 985

Respondent Information

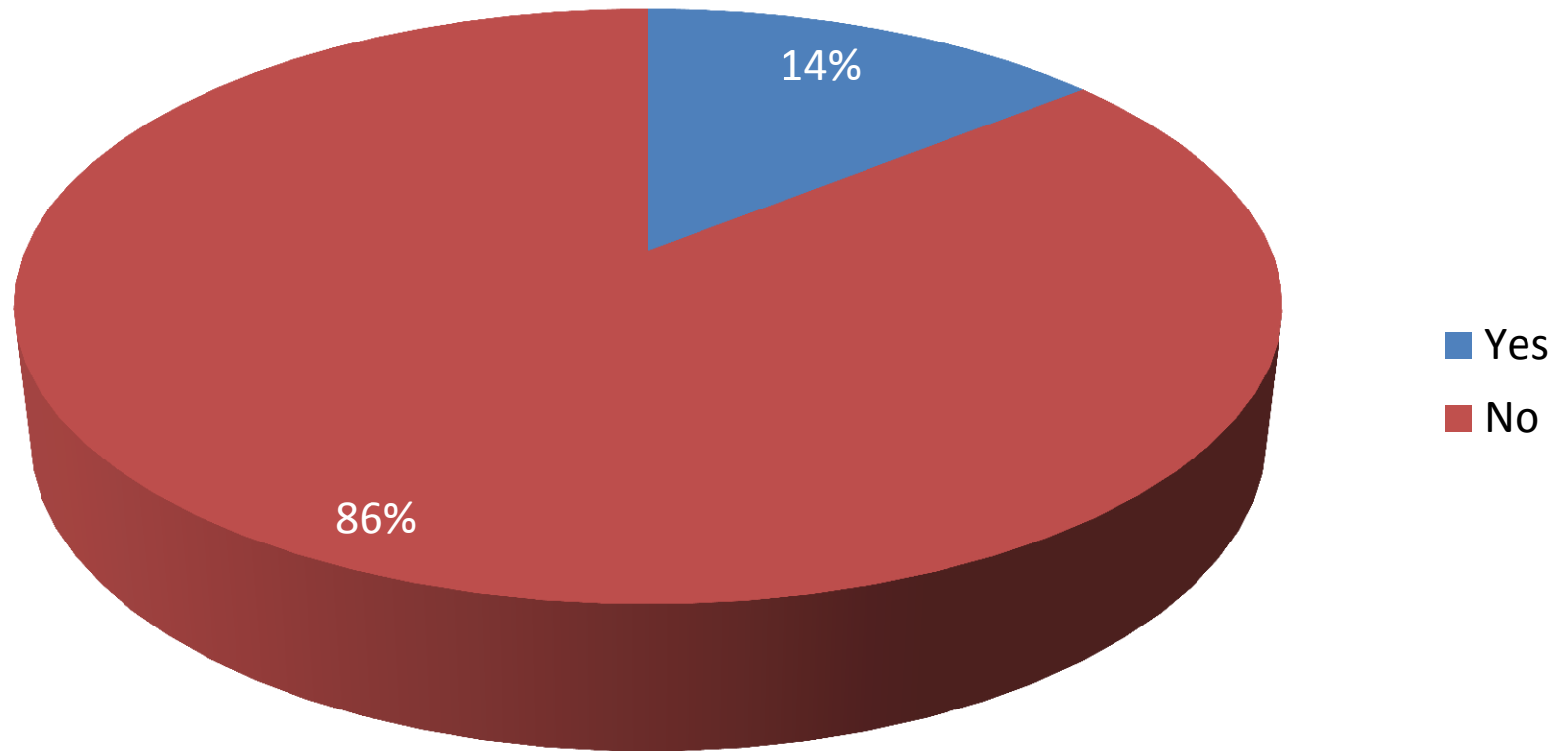
Which school(s) does your child(ren) attend?



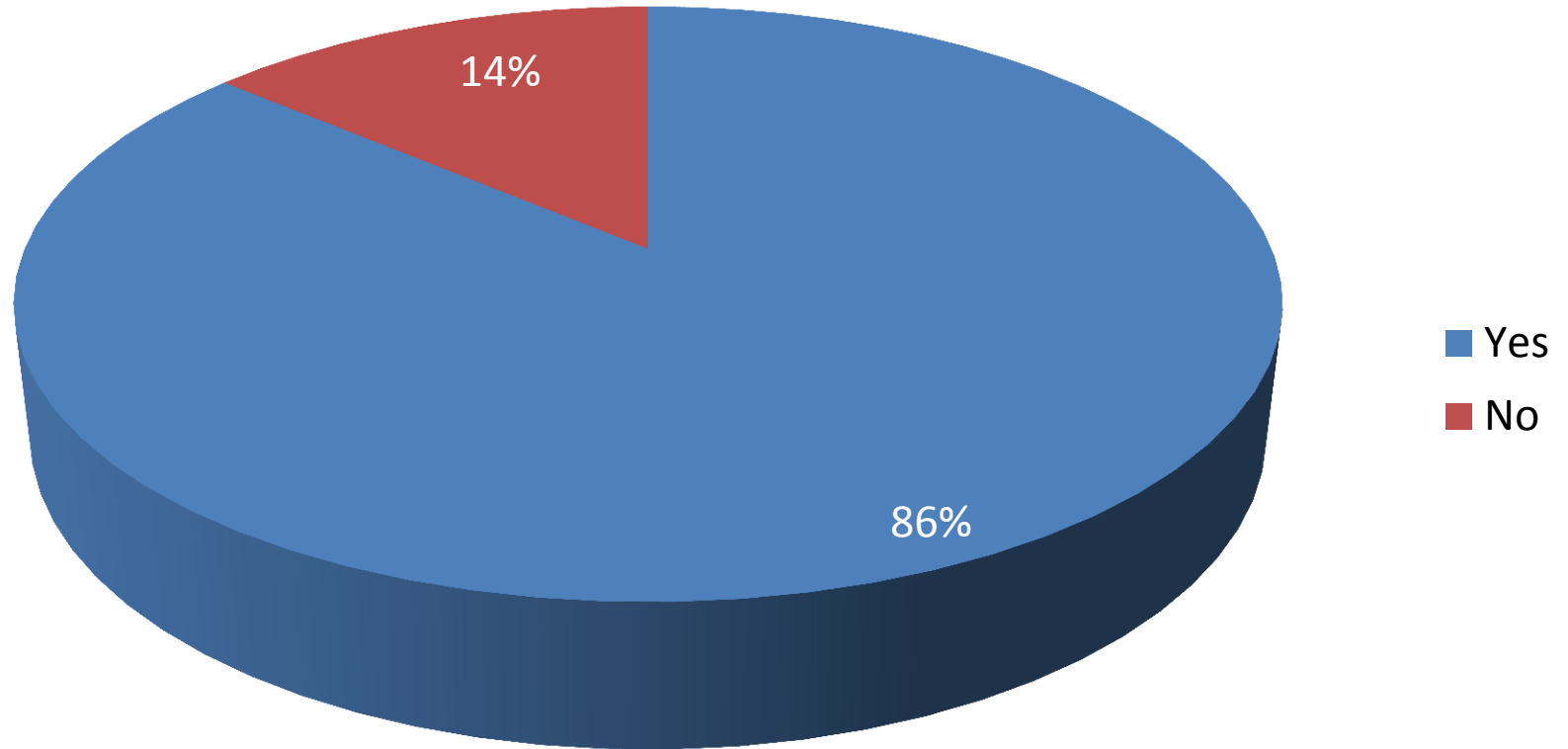
Grade level of your child(ren):



Do you currently utilize an outside tutor for your child(ren)?

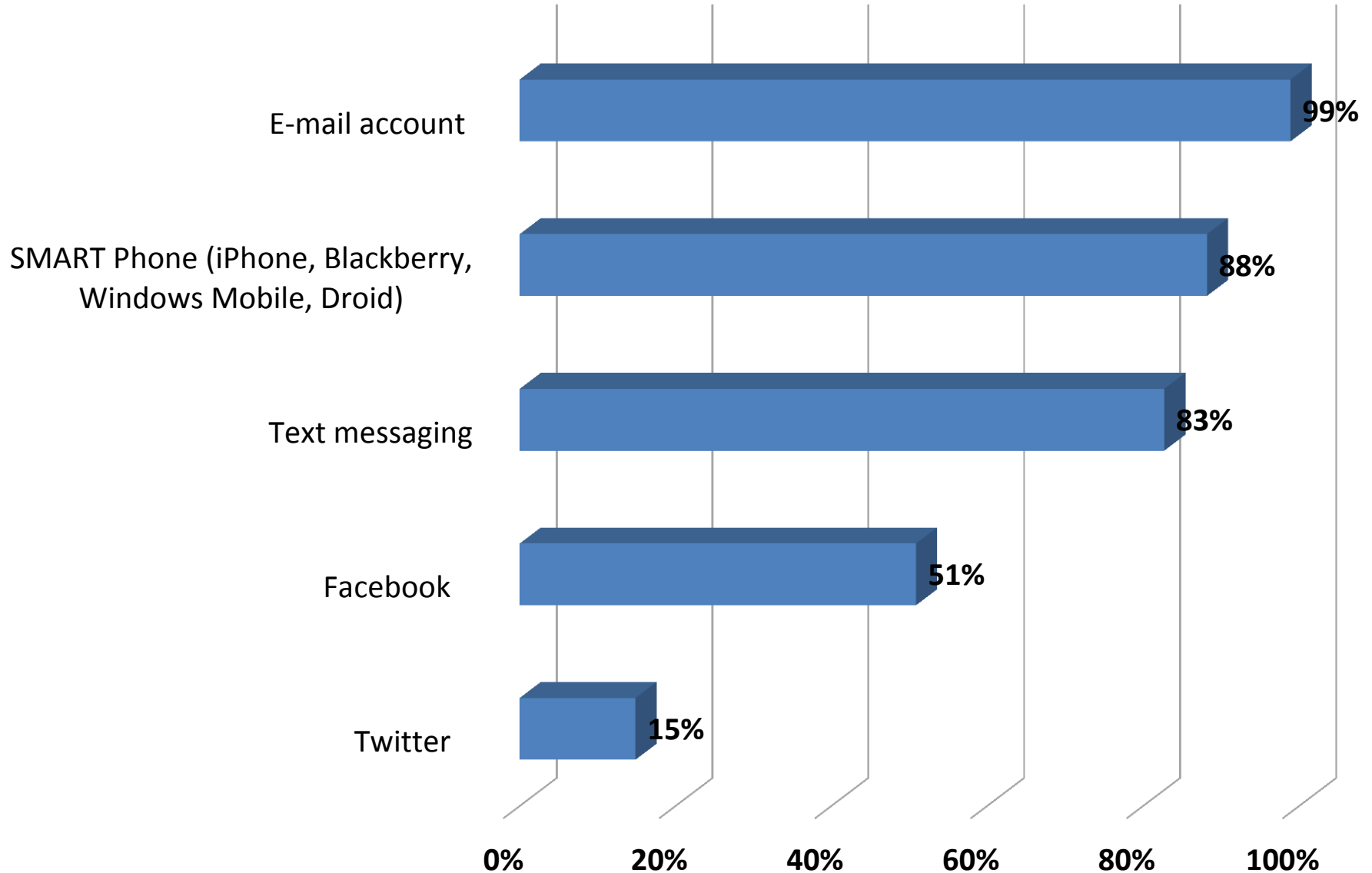


Did any of your child(ren) receive pre-school education prior to attending D41?

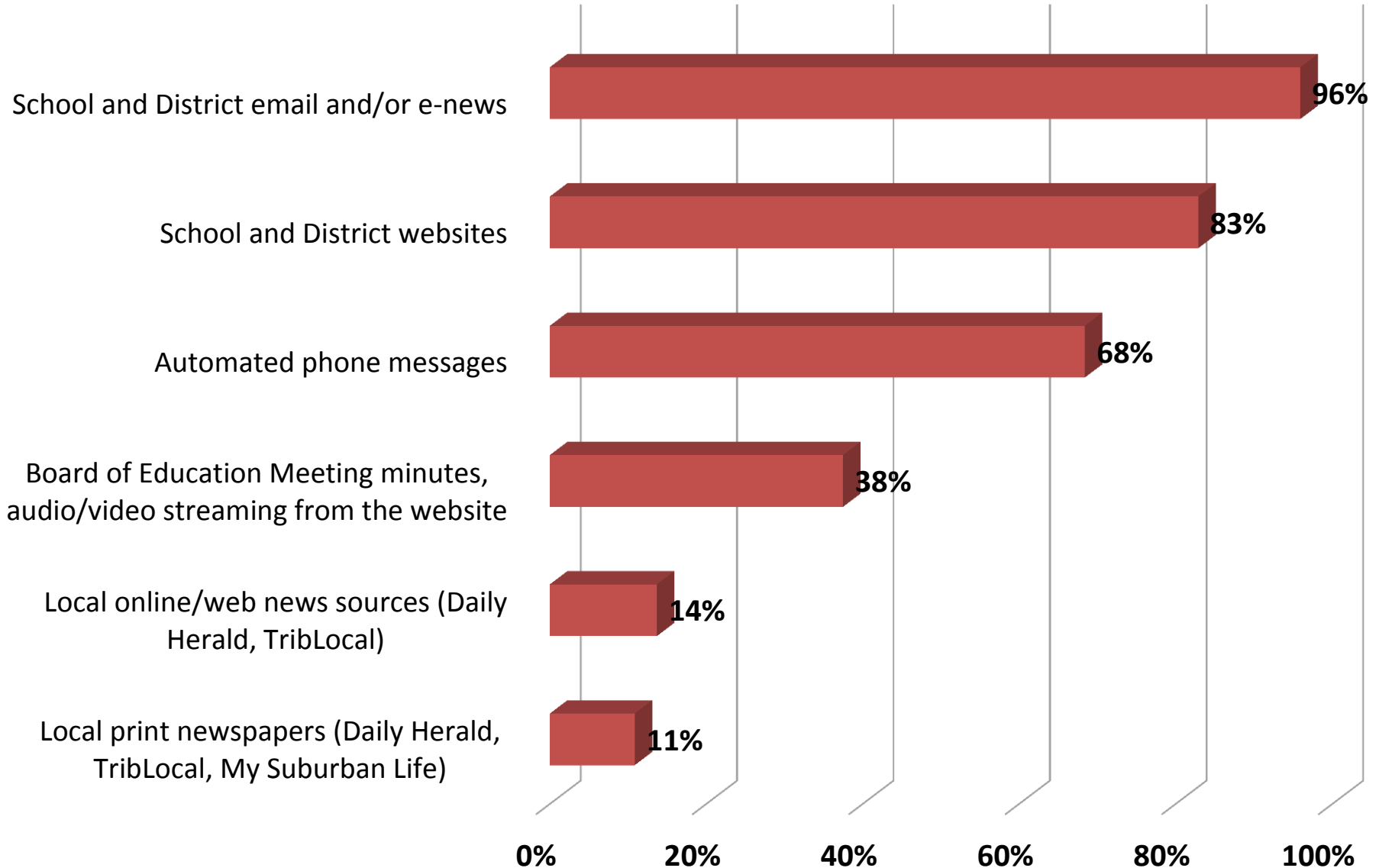


Communication

I use the following communication tools:



I rely on the following sources for School/District information:



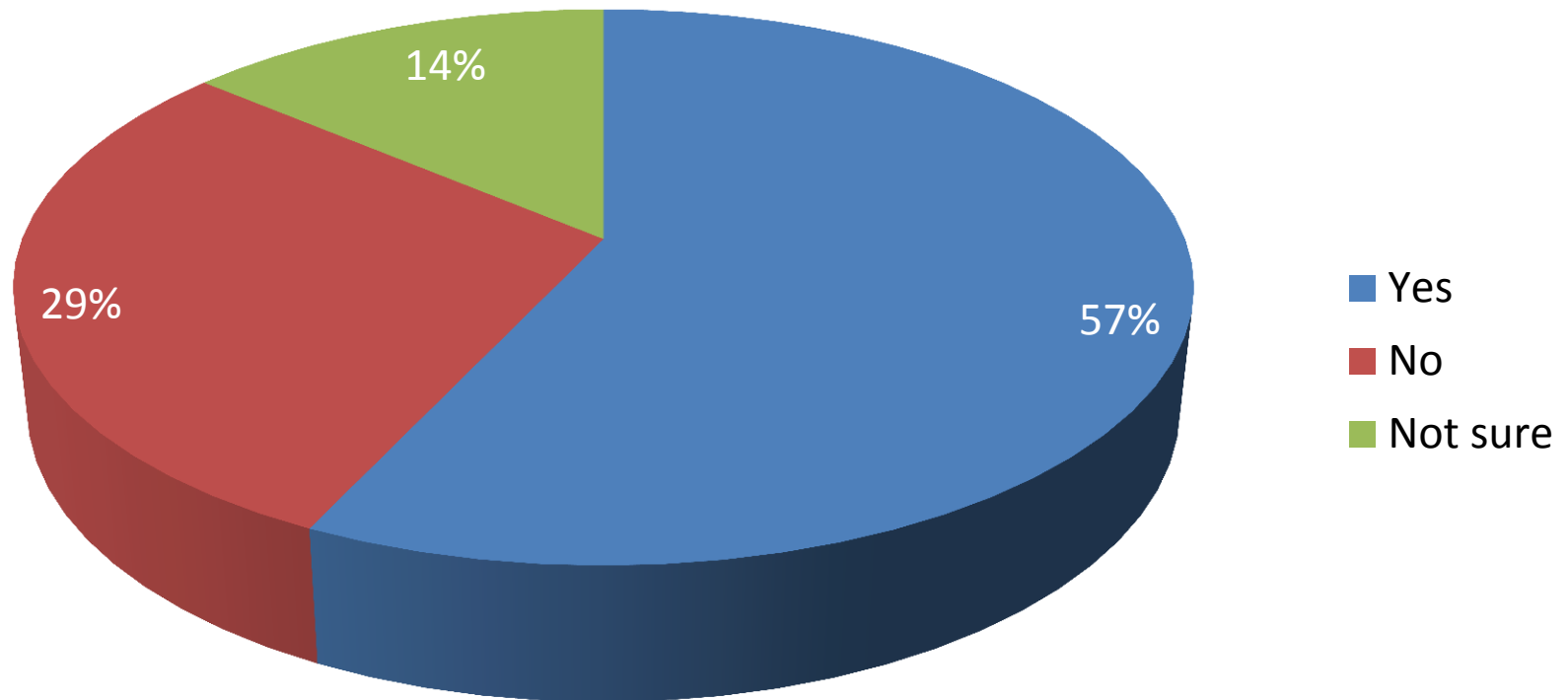
How satisfied are you with the job District 41 is doing:

Great (4), Good (3), Fair (2), Poor (1)

Item	% Great/Good	Average
Communicating with the public	88%	3.26
Maintaining an informative website	85%	3.18
Involving community members in decision making	70%	2.86

Initiatives

Has your child experienced elementary teacher/content specialization?

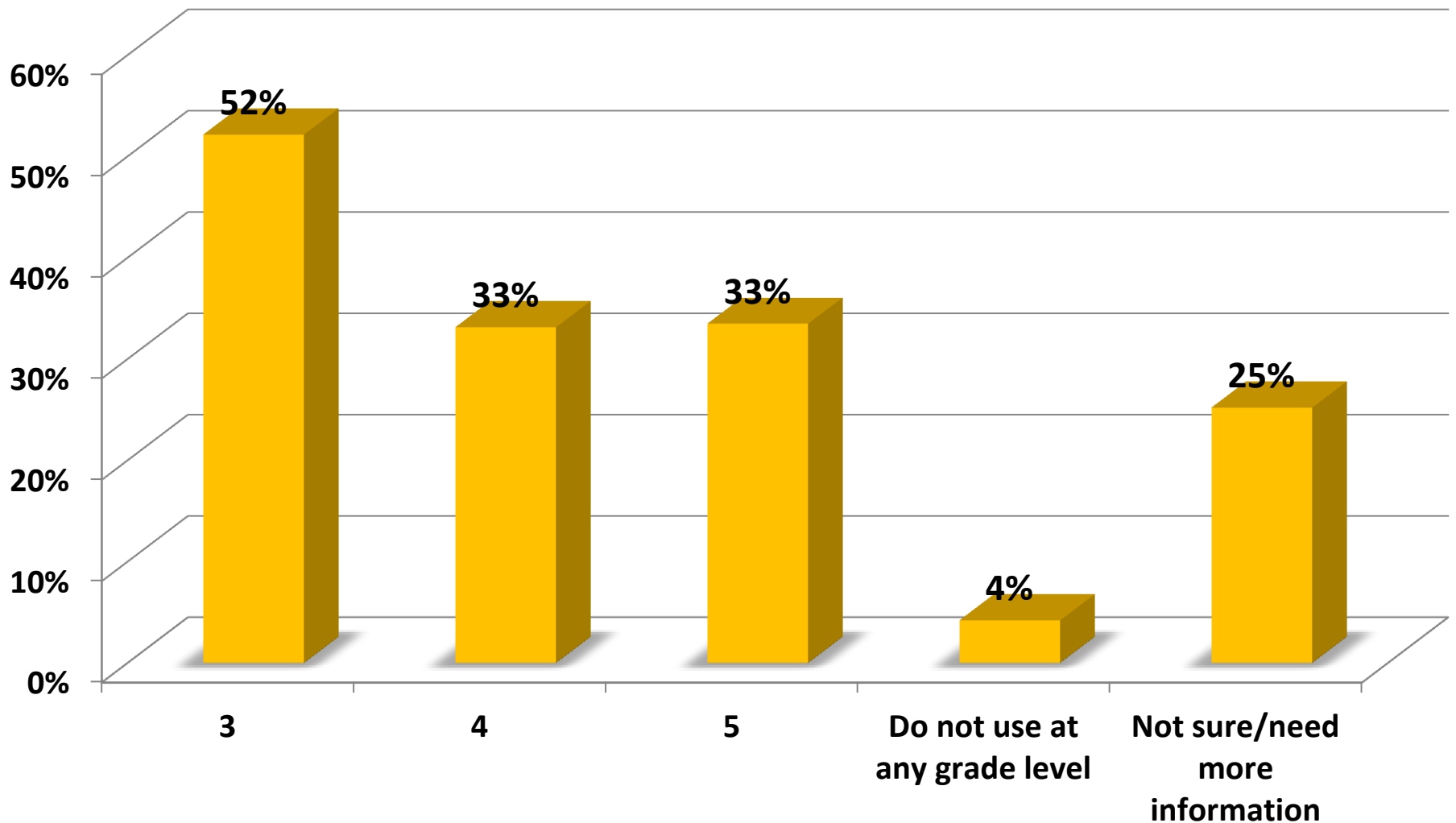


Please indicate your level of agreement for each item.

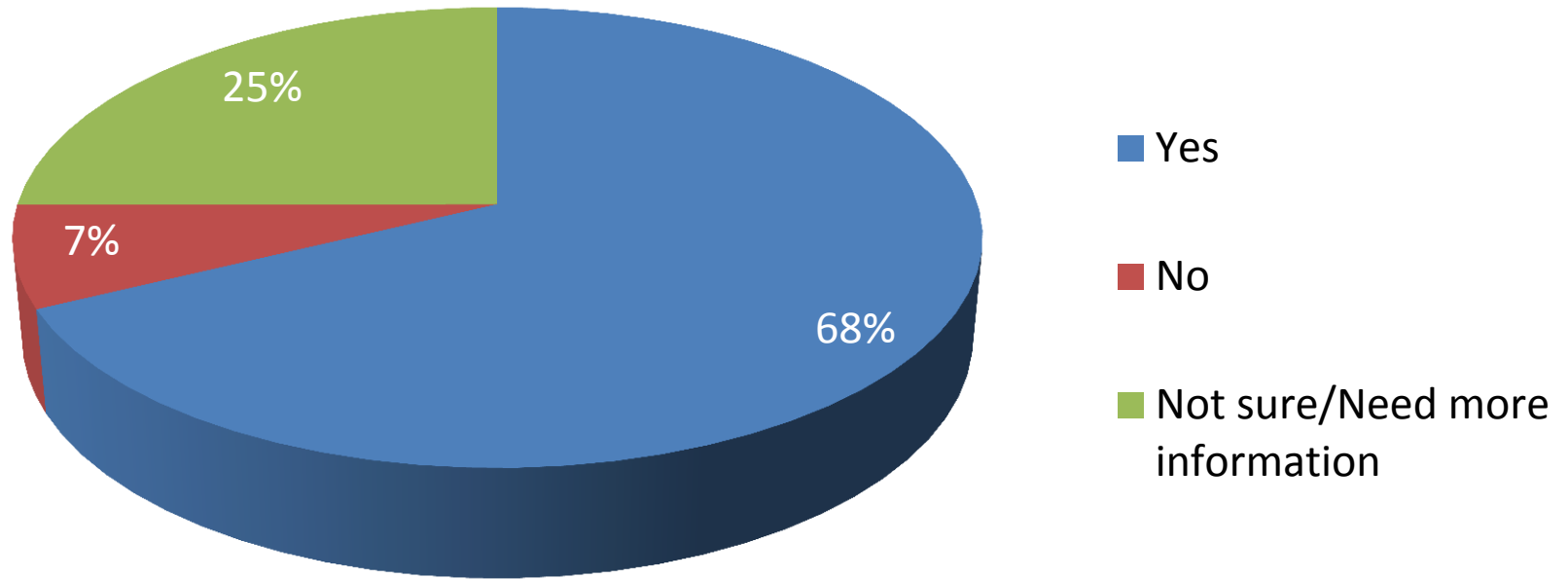
Strongly agree (5), Agree (4), Disagree (2), Strongly disagree(1)

Item	% Strongly agree/Agree	Average
Allowing teachers to focus on specific subjects is an effective strategy	94%	4.42
Overall, I like the strategy of allowing teachers to specialize	92%	4.36
Children respond well to having two main teachers	91%	4.30
It is easier for students to apply what they've learned when subjects are integrated	88%	4.12

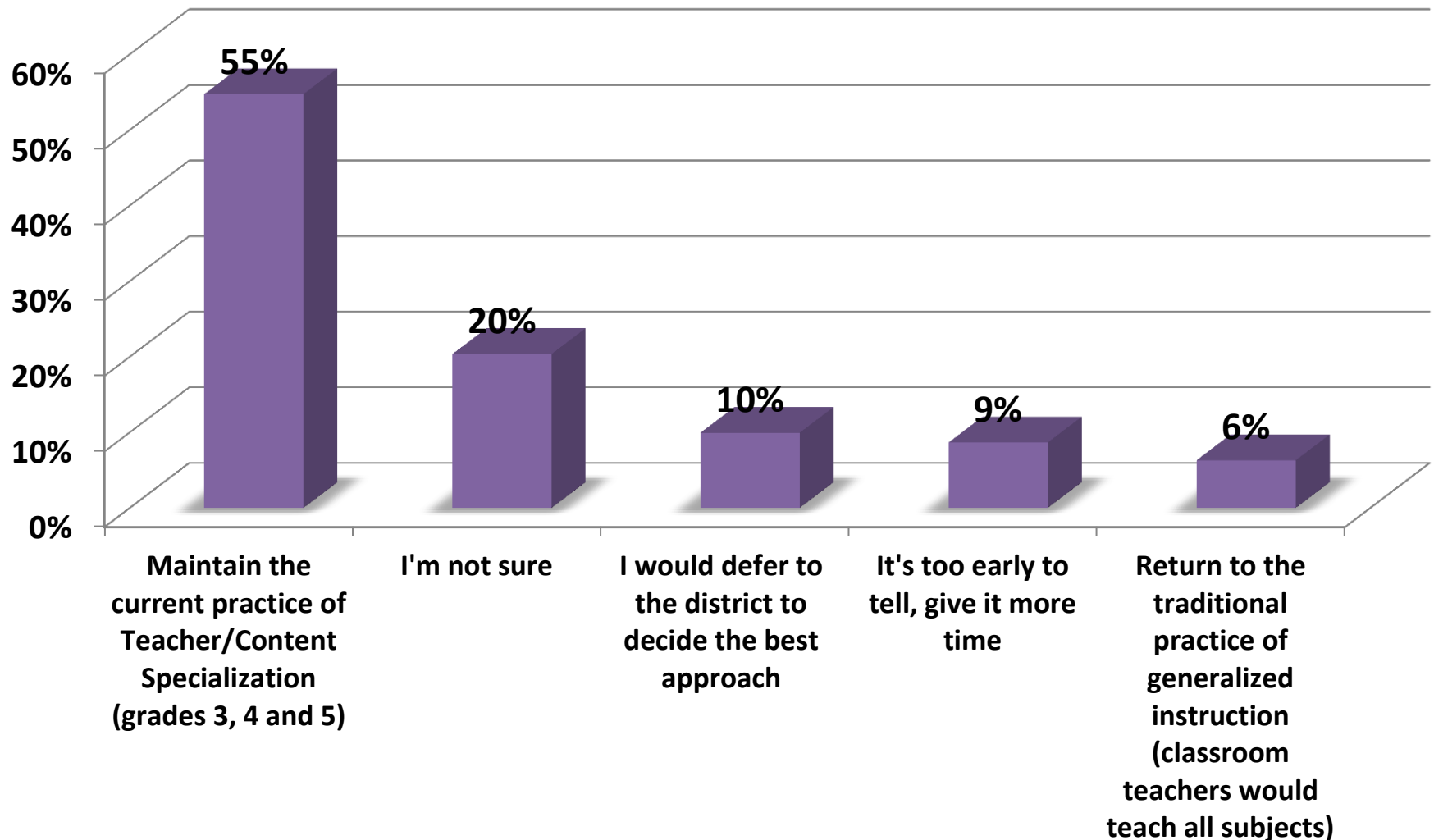
At which grade level do you believe subject level specialization should be implemented?



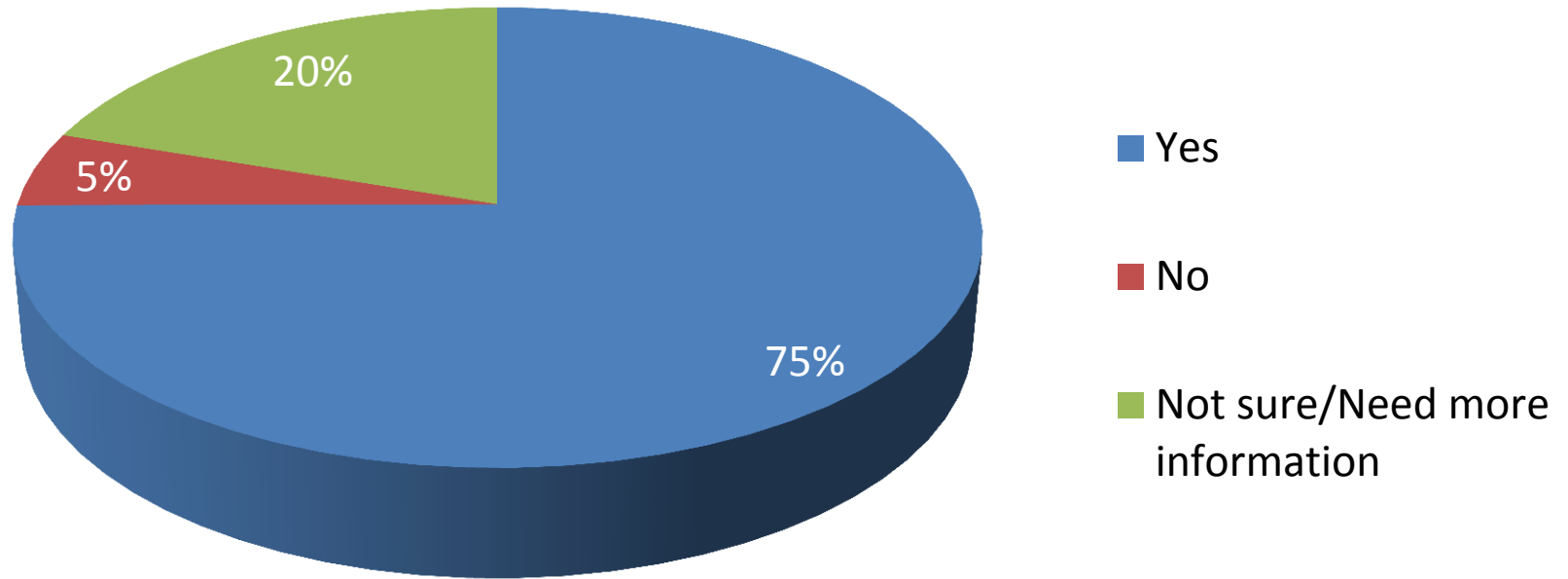
Do you feel your child has or will benefit from Teacher/Content Specialization?



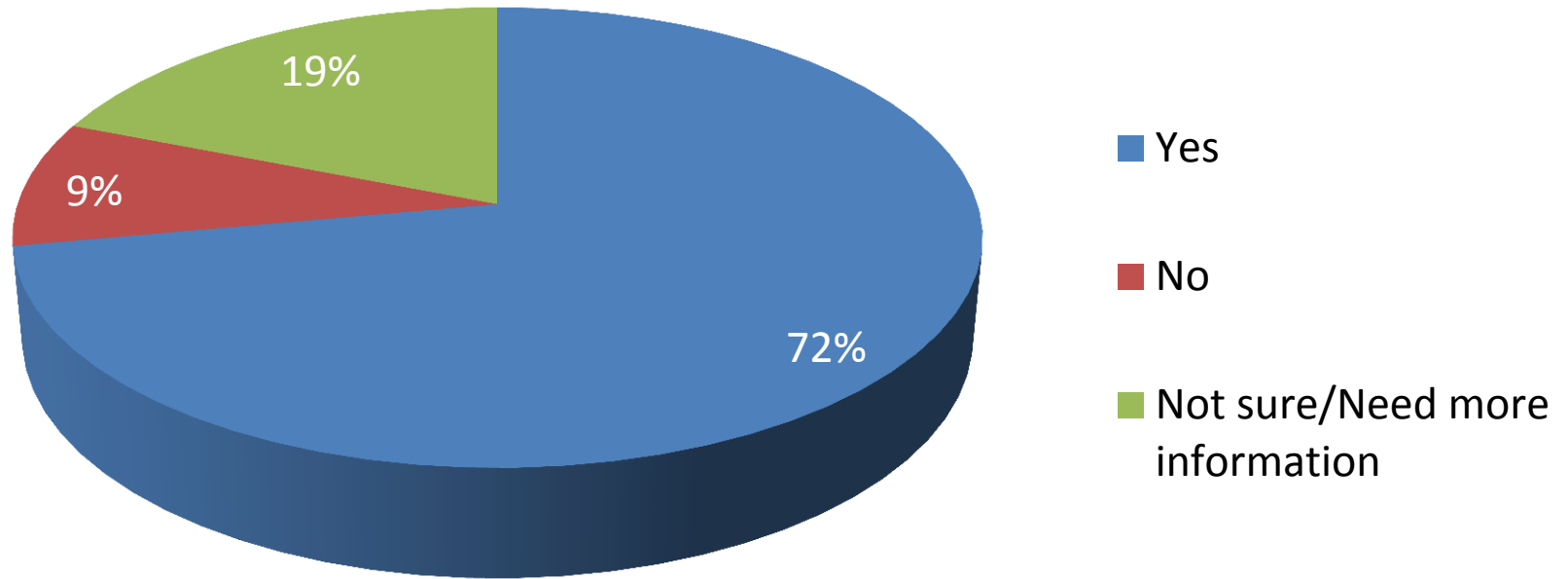
What advice would you give the District in terms of continuing to implement the Teacher/Content Specialization strategy?



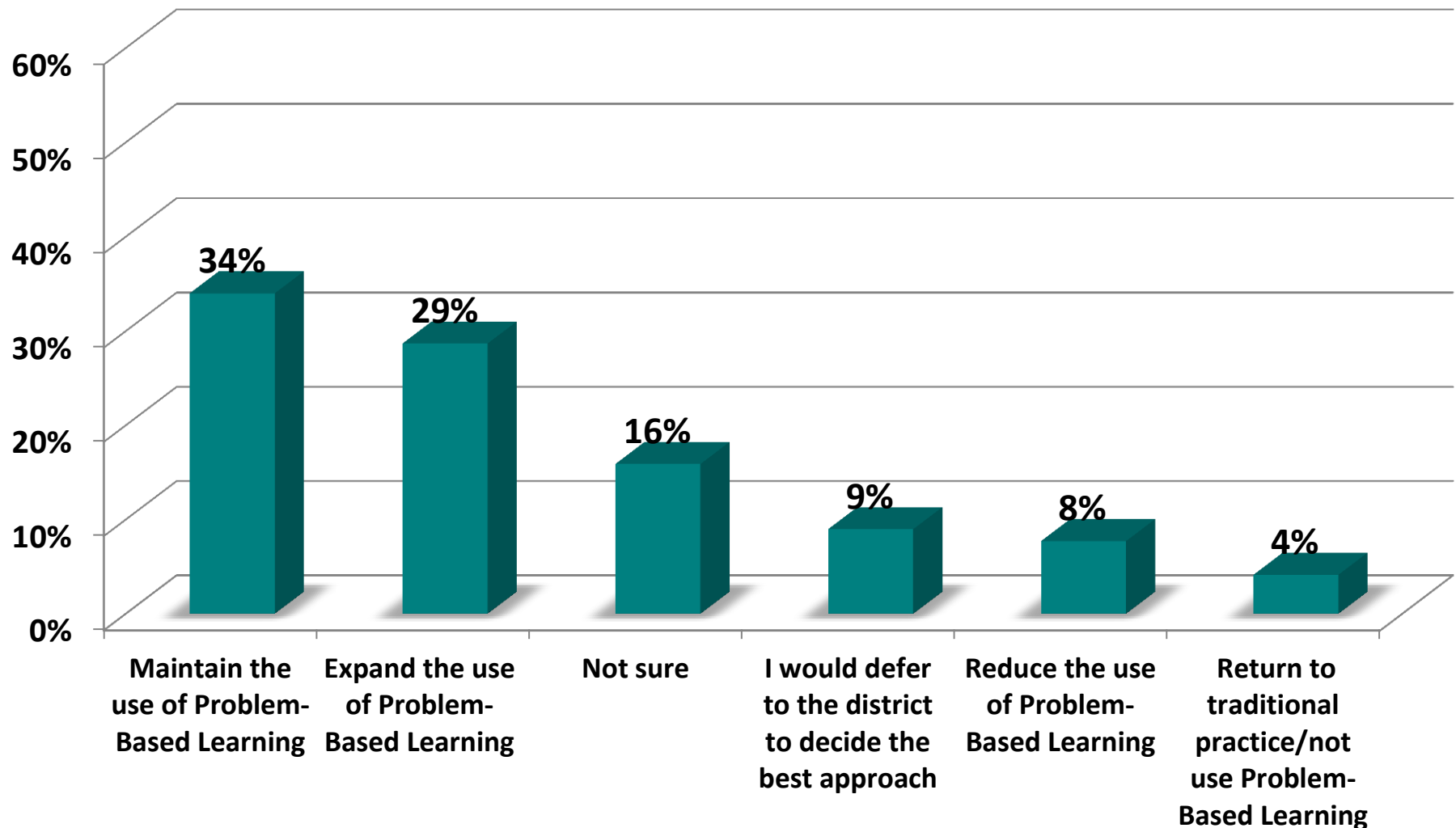
Has your child participated in Problem-Based Learning?



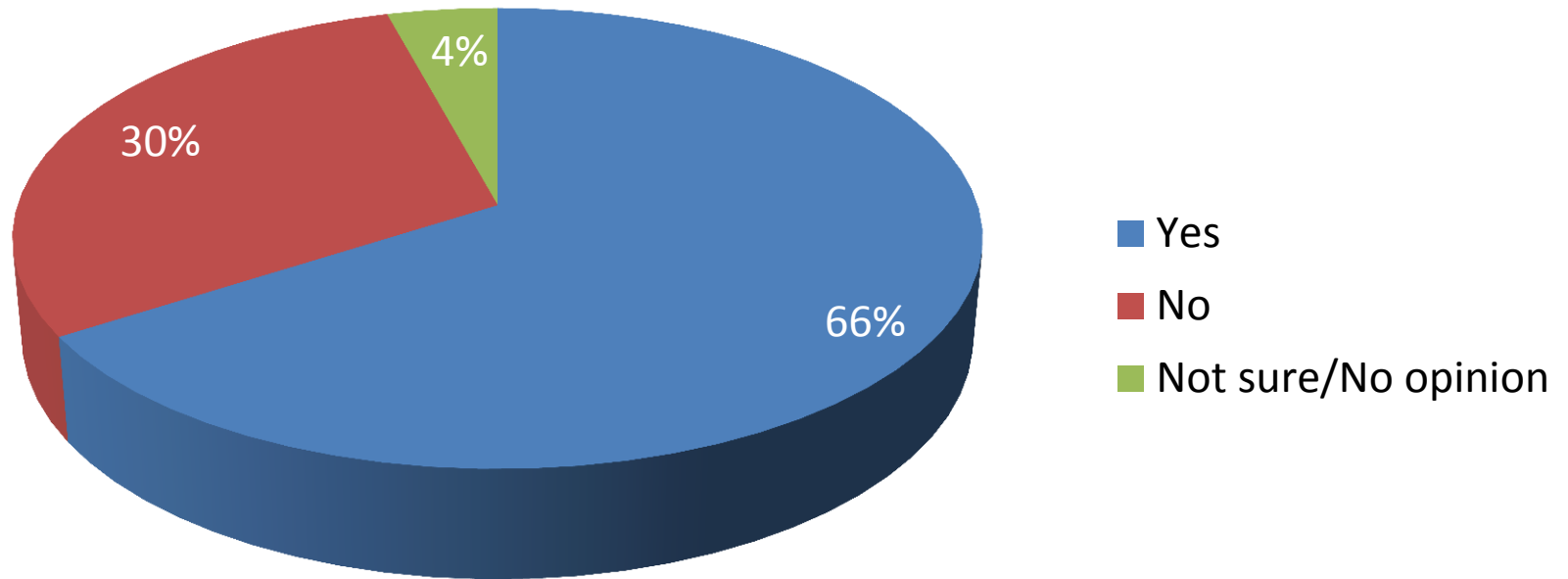
Do you feel your child has or will benefit from Problem-Based Learning?



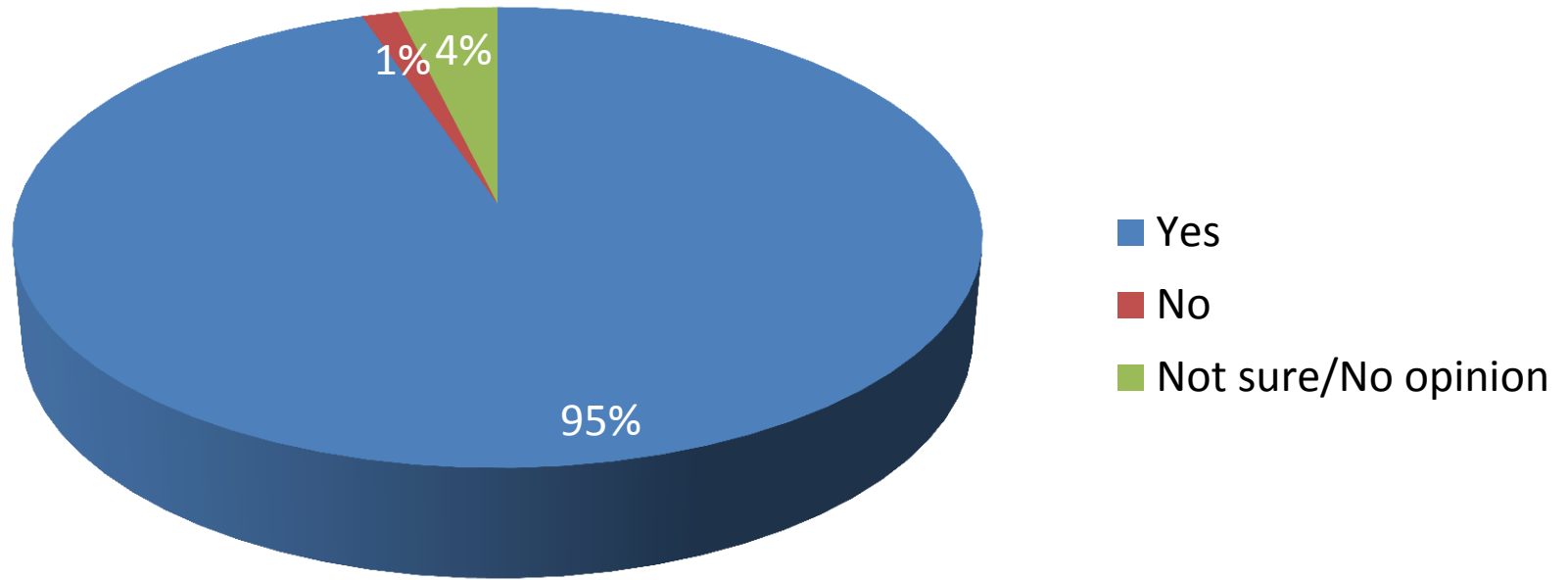
What advice would you give in terms of continuing to use the Problem-Based Learning teaching strategy?



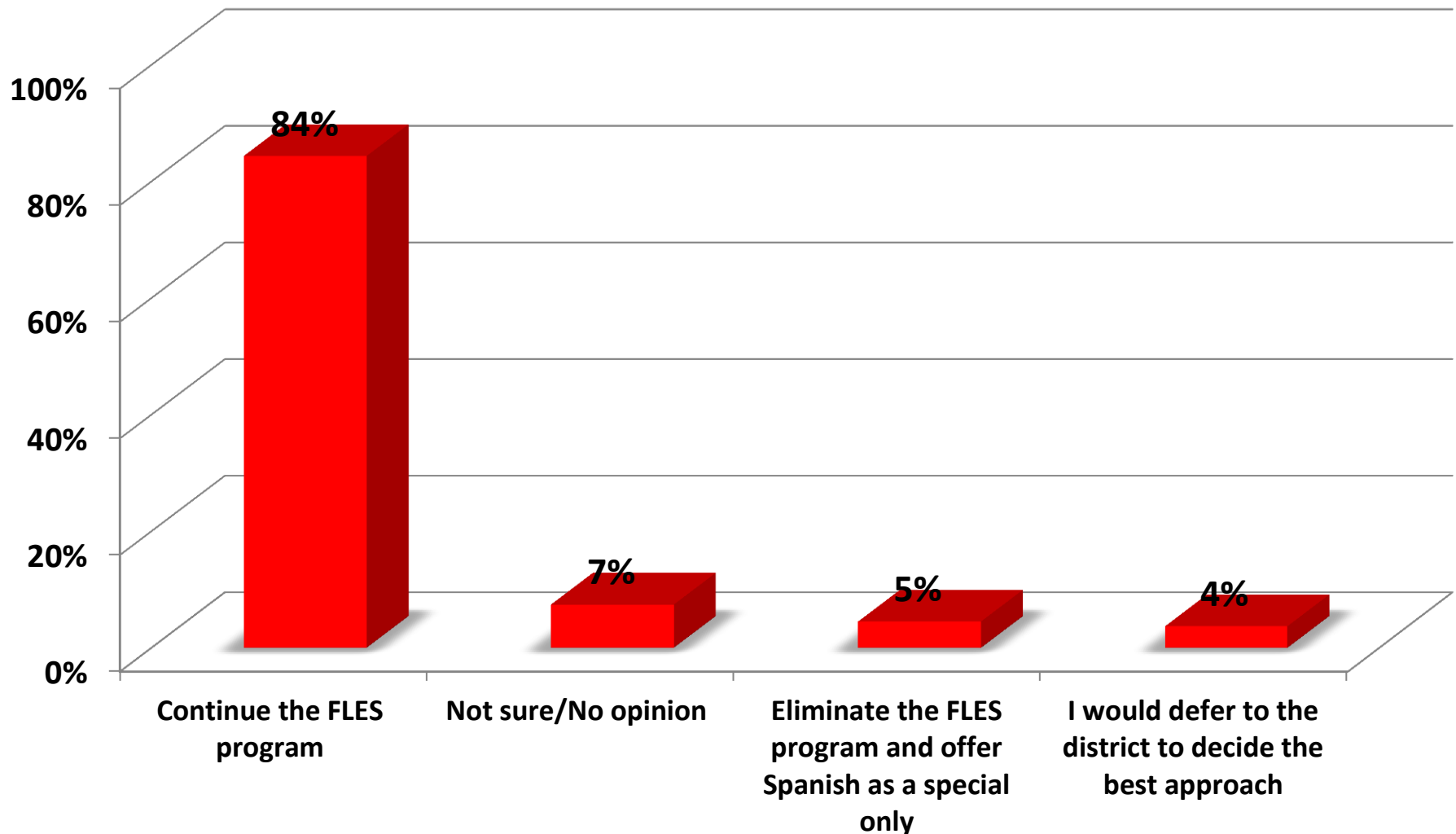
Is your child currently participating in the FLES program?



I believe there is a benefit to learning a foreign language at a young age.

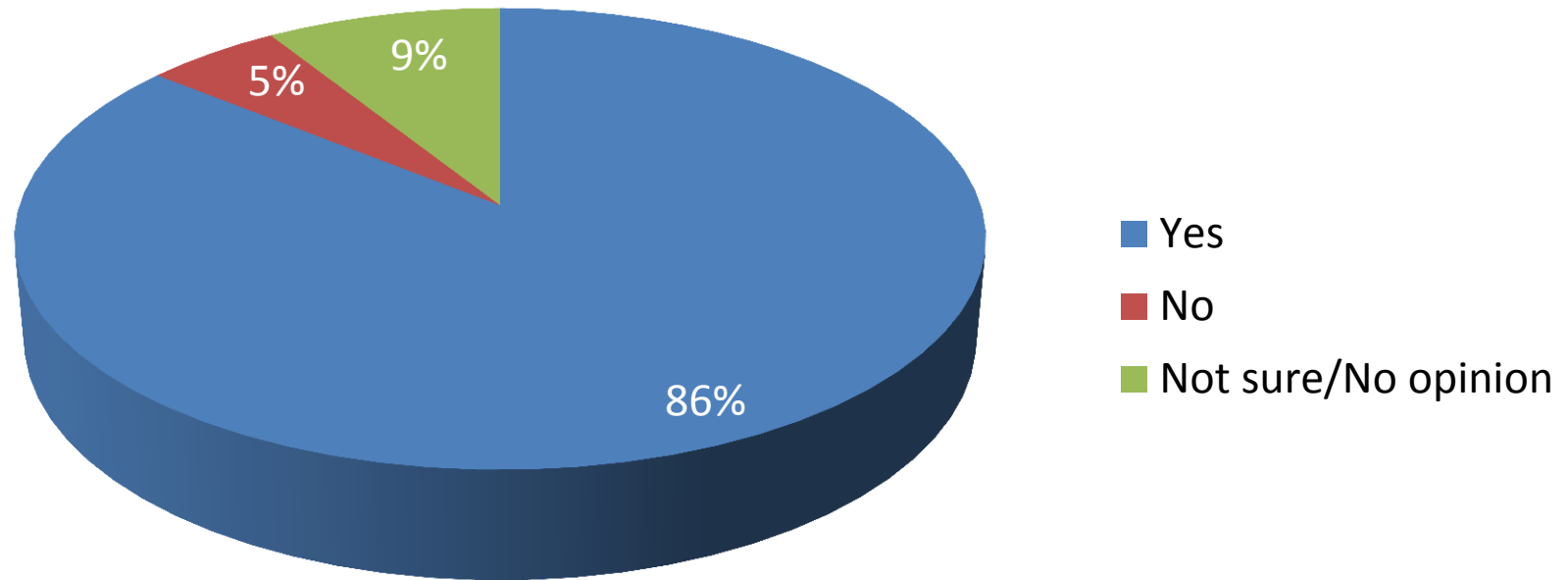


What advice would you give in terms of continuing the FLES program?

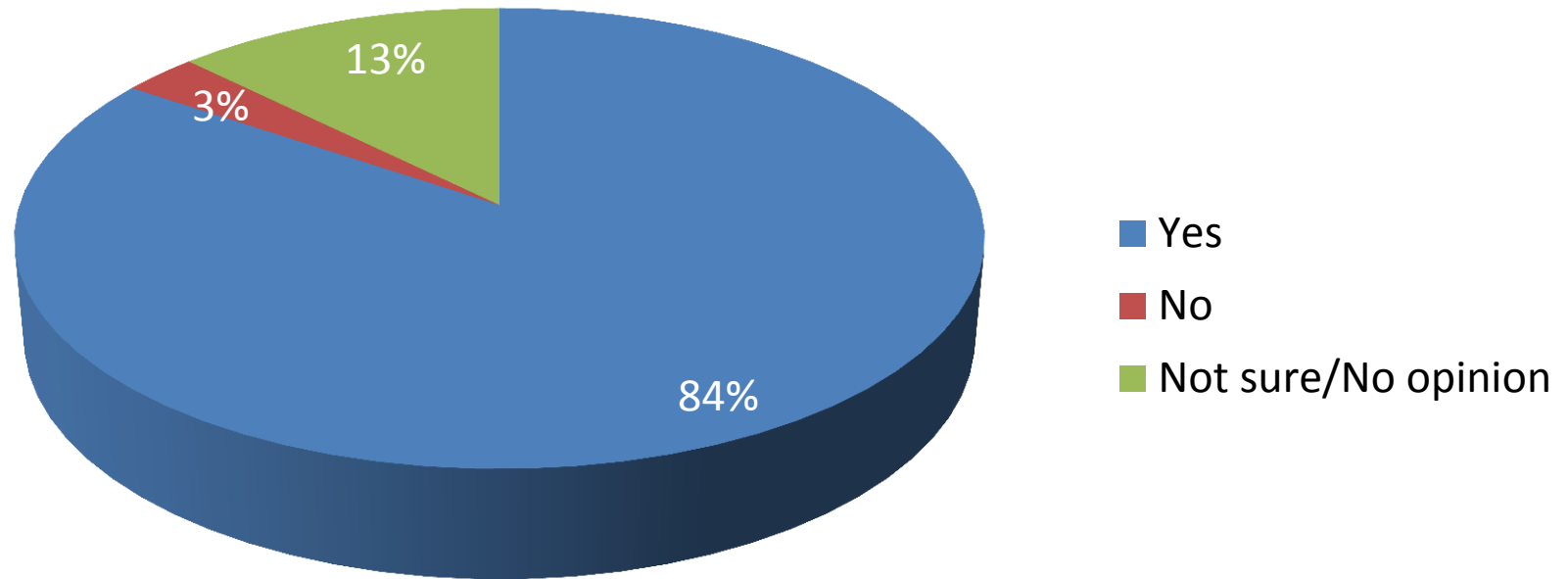


Foreign language is currently offered to all 7th and 8th grade students.

Should foreign language instruction be extended for all 6th grade students?



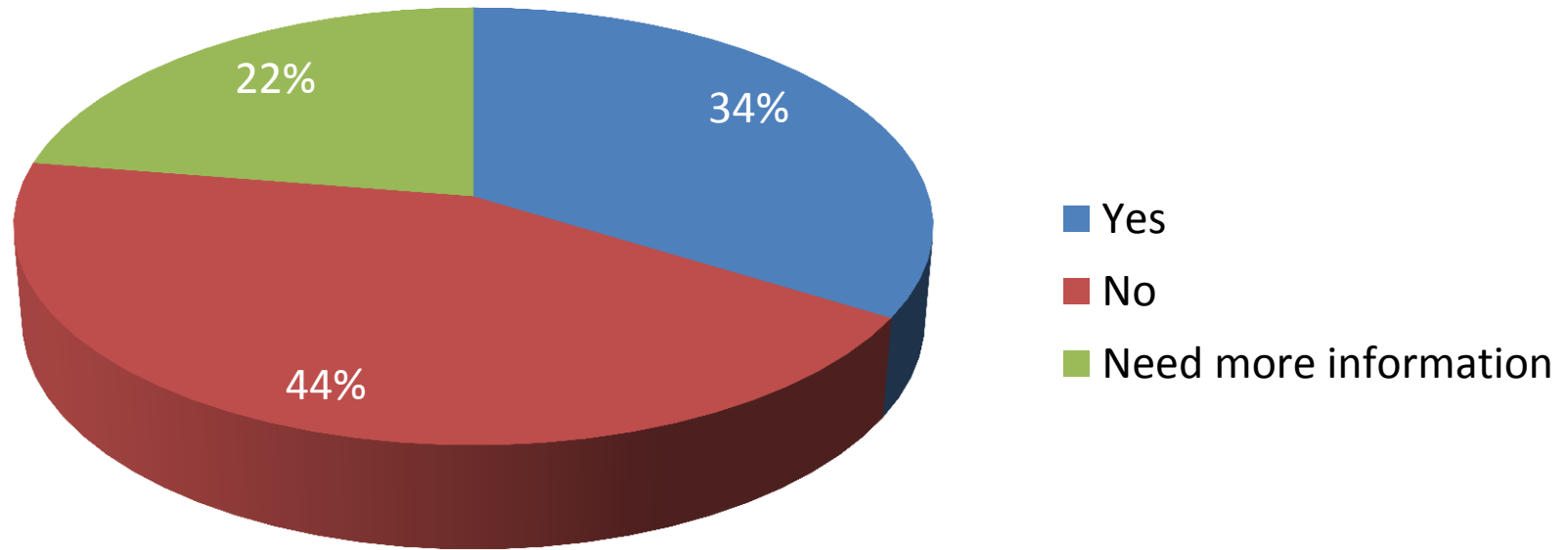
Do you believe Hadley Junior High School students would benefit from receiving daily foreign language instruction?



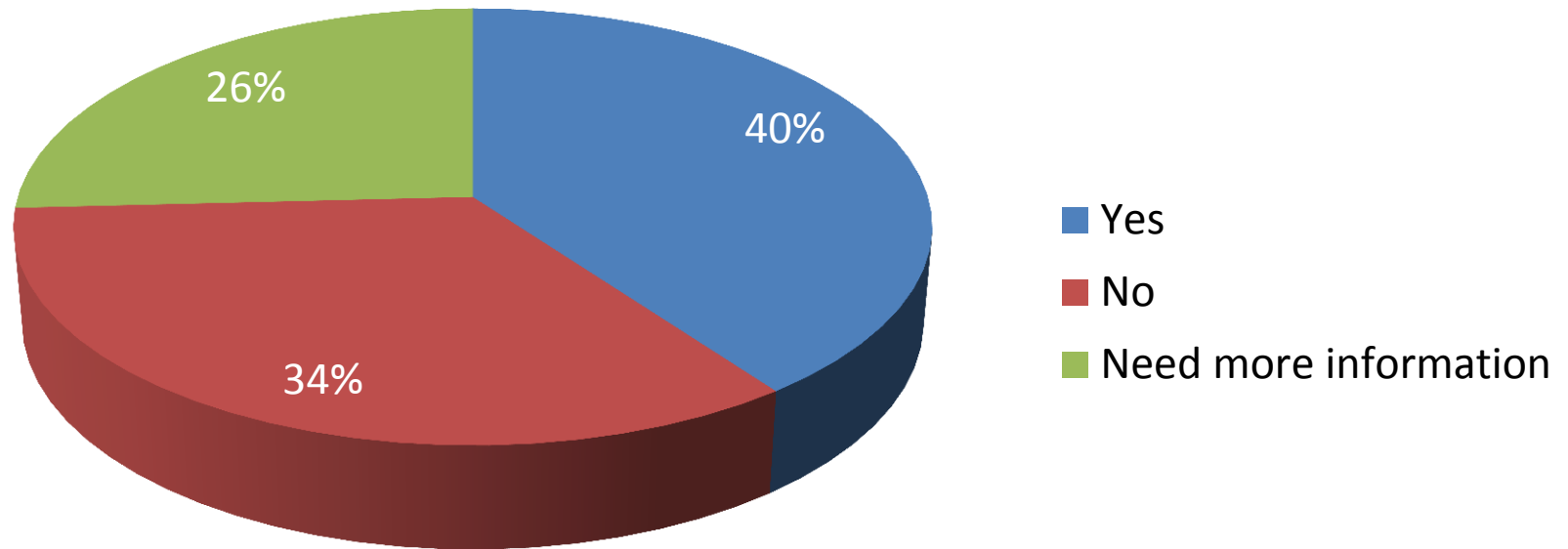
Parents of future Kindergartners only:

The District has limited space to offer full-day kindergarten it would likely not be available at your home school.

Would you be willing to pay a \$4,000 tuition for full-day kindergarten if it were only available to a limited number of families that would be selected by lottery?



Do you feel it would be beneficial for 4th and 5th grade students to be able to take their Chromebooks home?



School Feedback

Abraham Lincoln (Slide 1/3)

Strongly agree (5), Agree (4), Disagree (2), Strongly disagree (1)

Item	2014	2016	2018	Difference
I feel comfortable sharing ideas for school improvement with staff.	3.60	3.86	4.18	0.32
Parent/teacher conferences provide productive communication.	3.64	3.93	4.20	0.27
Staff members value my opinion.	3.85	4.20	4.44	0.24
Staff are willing to listen to parent concerns.	4.12	4.25	4.44	0.19
I am proud of my child's school.	3.98	4.37	4.55	0.18
I feel welcome at my child's school.	4.26	4.39	4.56	0.17
Technology is used effectively to support teaching and learning.	4.05	4.16	4.31	0.15
There are sufficient opportunities for me to be involved in my child's school.	4.27	4.39	4.53	0.14
I know how to get school information when I need it.	4.23	4.28	4.41	0.13

Abraham Lincoln (Slide 2/3)

Strongly agree (5), Agree (4), Disagree (2), Strongly disagree (1)

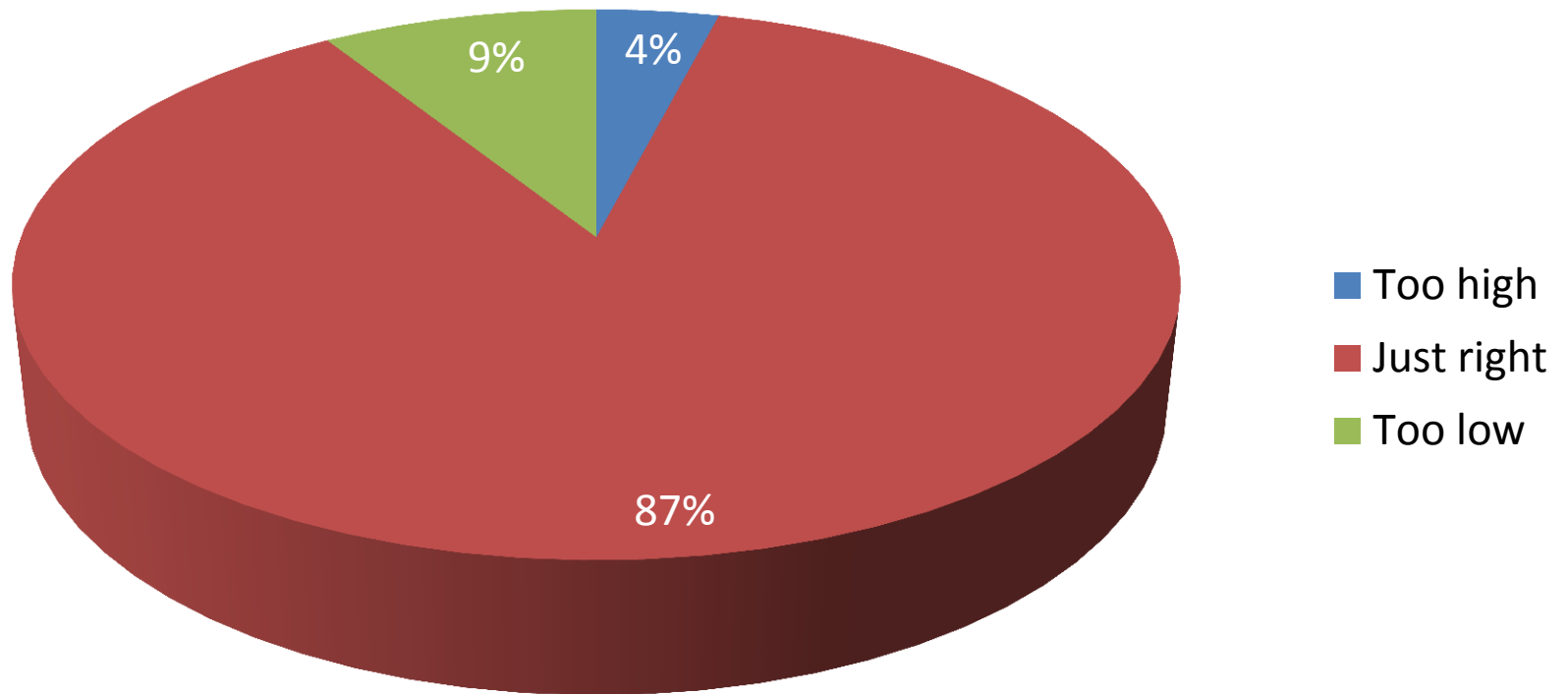
Item	2014	2016	2018	Difference
My child enjoys going to school.	4.18	4.35	4.47	0.12
Overall, I am satisfied with the communication that comes from the school.	4.02	4.17	4.28	0.11
I believe school staff inspire my child's best efforts.	3.93	4.18	4.28	0.10
I receive timely feedback when my child's achievement/behavior is below expectations.	4.05	4.14	4.23	0.09
My child knows what is expected at school.	4.39	4.56	4.65	0.09
I receive enough information to understand my child's progress.	3.81	4.04	4.12	0.08
My child has a positive relationship with at least one adult at school.	4.53	4.61	4.69	0.08
My phone calls/emails to staff are returned promptly.	4.27	4.38	4.46	0.08
My child feels safe at school.	4.50	4.60	4.67	0.07

Abraham Lincoln (Slide 3/3)

Strongly agree (5), Agree (4), Disagree (2), Strongly disagree (1)

Item	2014	2016	2018	Difference
My child has friends at school.	4.50	4.61	4.67	0.06
When conflicts among children occur, they are resolved quickly and fairly.	3.98	4.22	4.27	0.05
Rules and standards of student conduct are clearly defined.	4.30	4.49	4.53	0.04
When my child has a problem at school, he/she knows how to get help.	3.94	4.18	4.21	0.03
The students in my child's class help each other learn.	3.98	4.31	4.33	0.02
The students in my child's class get along well.	4.01	4.29	4.31	0.02
School facilities are clean and well-kept.	4.28	4.58	4.54	-0.04
I am satisfied with our school's efforts to prevent bullying.	3.95	4.35	4.29	-0.06
Teachers personalize instruction to meet my child's needs.	3.51	3.91	3.85	-0.06

Academic expectations at Abraham Lincoln are:



Churchill (Slide 1/3)

Strongly agree (5), Agree (4), Disagree (2), Strongly disagree (1)

Item	2014	2016	2018	Difference
Parent/teacher conferences provide productive communication.	4.12	4.26	4.45	0.19
I receive enough information to understand my child's progress.	3.79	4.21	4.25	0.04
I believe school staff inspire my child's best efforts.	4.15	4.33	4.36	0.03
Staff members value my opinion.	4.21	4.40	4.43	0.03
My child knows what is expected at school.	4.50	4.56	4.58	0.02
Rules and standards of student conduct are clearly defined.	4.45	4.48	4.50	0.02
My phone calls/emails to staff are returned promptly.	4.45	4.57	4.58	0.01
When my child has a problem at school, he/she knows how to get help.	4.15	4.29	4.29	0.00
I feel comfortable sharing ideas for school improvement with staff.	4.04	4.34	4.32	-0.02

Churchill (Slide 2/3)

Strongly agree (5), Agree (4), Disagree (2), Strongly disagree (1)

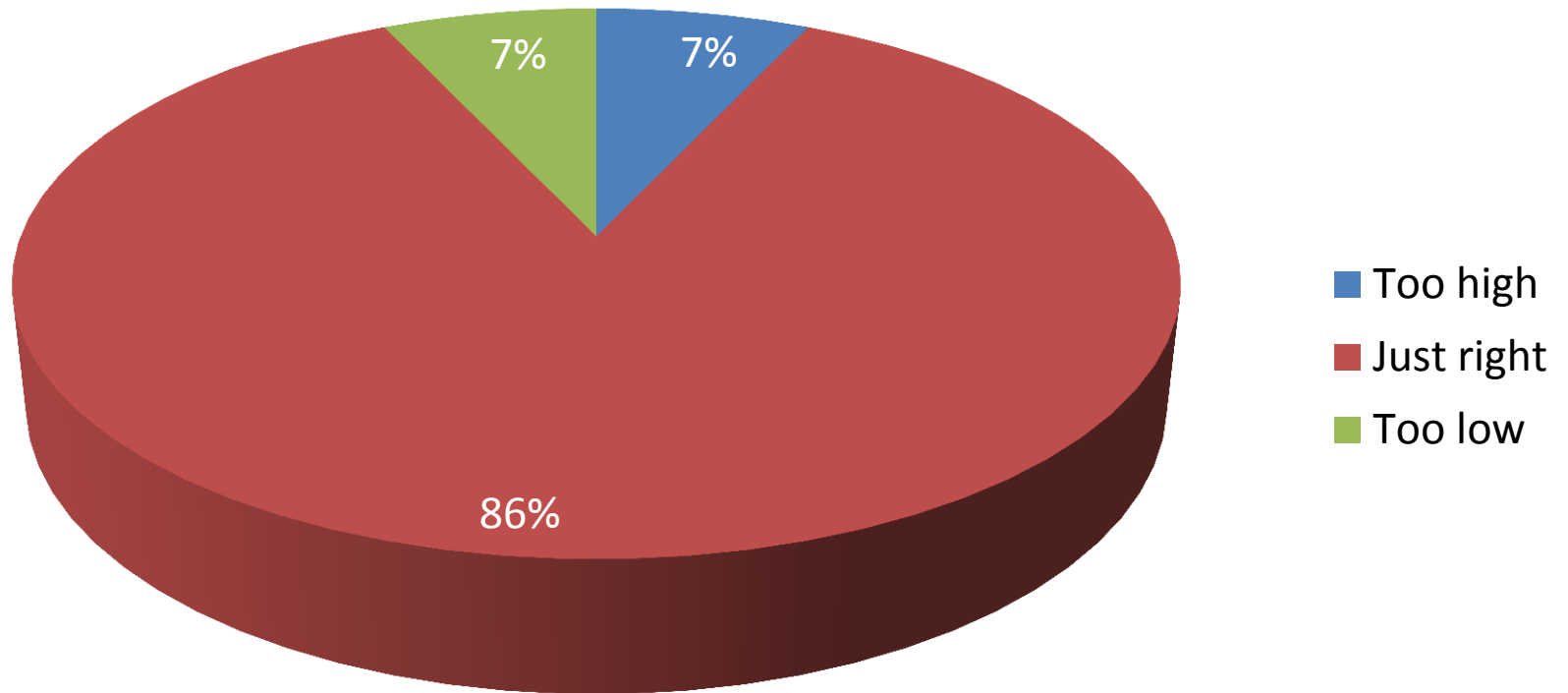
Item	2014	2016	2018	Difference
I know how to get school information when I need it.	4.42	4.53	4.51	-0.02
My child has a positive relationship with at least one adult at school.	4.57	4.66	4.64	-0.02
My child has friends at school.	4.55	4.61	4.59	-0.02
I receive timely feedback when my child's achievement/behavior is below expectations.	4.17	4.39	4.36	-0.03
My child enjoys going to school.	4.47	4.44	4.41	-0.03
Staff are willing to listen to parent concerns.	4.44	4.54	4.51	-0.03
Overall, I am satisfied with the communication that comes from the school.	4.23	4.45	4.41	-0.04
School facilities are clean and well-kept.	4.41	4.55	4.51	-0.04
Technology is used effectively to support teaching and learning.	4.29	4.48	4.43	-0.05

Churchill (Slide 3/3)

Strongly agree (5), Agree (4), Disagree (2), Strongly disagree (1)

Item	2014	2016	2018	Difference
Teachers personalize instruction to meet my child's needs.	4.03	4.23	4.17	-0.06
I feel welcome at my child's school.	4.50	4.64	4.54	-0.10
There are sufficient opportunities for me to be involved in my child's school.	4.47	4.59	4.49	-0.10
I am proud of my child's school.	4.39	4.61	4.50	-0.11
My child feels safe at school.	4.54	4.61	4.48	-0.13
The students in my child's class help each other learn.	4.25	4.30	4.13	-0.17
When conflicts among children occur, they are resolved quickly and fairly.	4.24	4.35	4.14	-0.21
I am satisfied with our school's efforts to prevent bullying.	4.14	4.37	4.14	-0.23
The students in my child's class get along well.	4.25	4.35	4.11	-0.24

Academic expectations at Churchill are:



Benjamin Franklin (Slide 1/3)

Strongly agree (5), Agree (4), Disagree (2), Strongly disagree (1)

Item	2014	2016	2018	Difference
I receive timely feedback when my child's achievement/behavior is below expectations.	3.79	3.74	4.18	0.44
Overall, I am satisfied with the communication that comes from the school.	3.87	3.84	4.24	0.40
Teachers personalize instruction to meet my child's needs.	3.59	3.66	4.05	0.39
I receive enough information to understand my child's progress.	3.37	3.60	3.96	0.36
I believe school staff inspire my child's best efforts.	3.96	4.01	4.34	0.33
Parent/teacher conferences provide productive communication.	3.53	3.81	4.12	0.31
The students in my child's class help each other learn.	4.00	4.04	4.31	0.27
I know how to get school information when I need it.	4.17	4.13	4.38	0.25
Technology is used effectively to support teaching and learning.	4.00	4.00	4.23	0.23

Benjamin Franklin (Slide 2/3)

Strongly agree (5), Agree (4), Disagree (2), Strongly disagree (1)

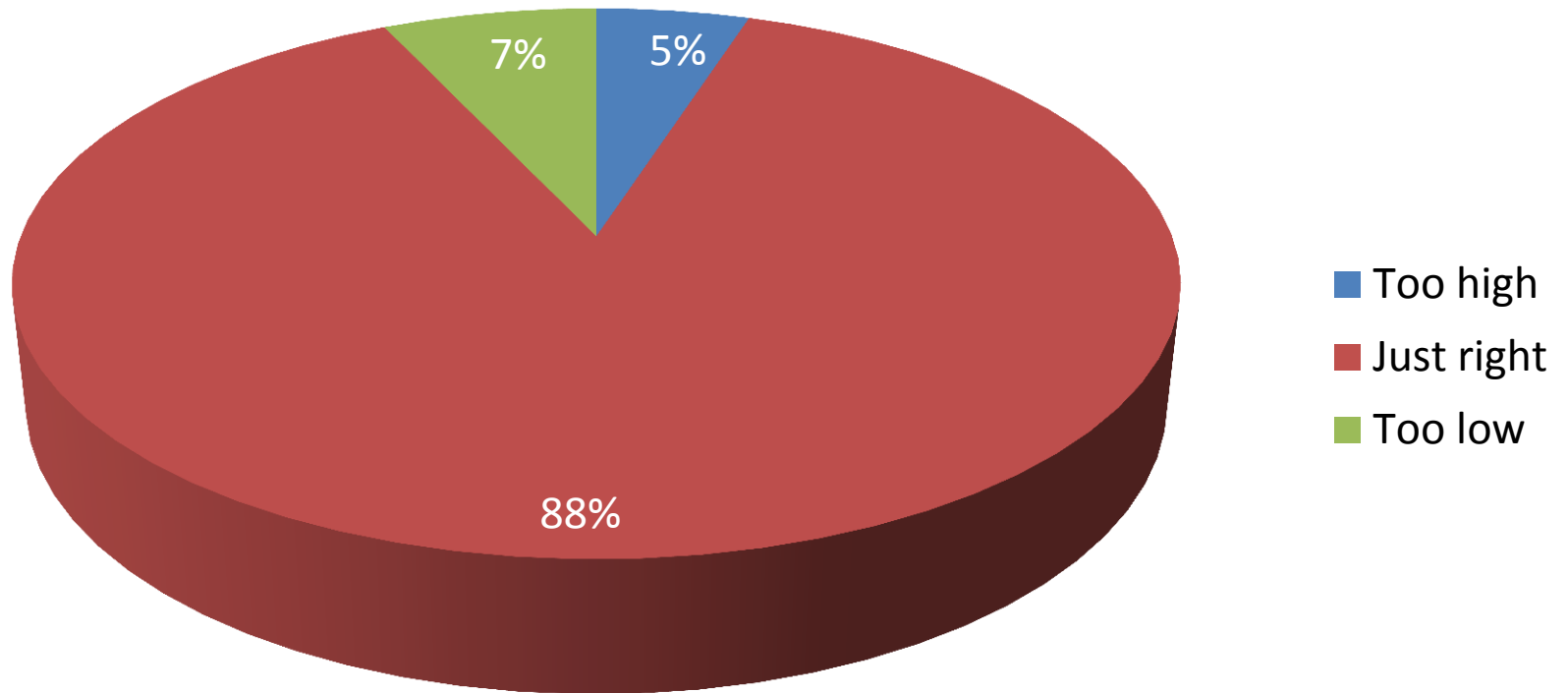
Item	2014	2016	2018	Difference
My child enjoys going to school.	4.24	4.32	4.54	0.22
Staff members value my opinion.	4.12	4.17	4.38	0.21
When conflicts among children occur, they are resolved quickly and fairly.	3.96	4.07	4.28	0.21
Staff are willing to listen to parent concerns.	4.12	4.26	4.45	0.19
I feel comfortable sharing ideas for school improvement with staff.	3.75	3.91	4.09	0.18
My phone calls/emails to staff are returned promptly.	4.18	4.36	4.52	0.16
My child knows what is expected at school.	4.33	4.42	4.57	0.15
When my child has a problem at school, he/she knows how to get help.	3.85	3.97	4.08	0.11
I am proud of my child's school.	4.26	4.42	4.52	0.10

Benjamin Franklin (Slide 3/3)

Strongly agree (5), Agree (4), Disagree (2), Strongly disagree (1)

Item	2014	2016	2018	Difference
School facilities are clean and well-kept.	4.40	4.42	4.52	0.10
My child has a positive relationship with at least one adult at school.	4.49	4.60	4.69	0.09
I feel welcome at my child's school.	4.33	4.45	4.54	0.09
My child has friends at school.	4.47	4.54	4.63	0.09
Rules and standards of student conduct are clearly defined.	4.30	4.35	4.42	0.07
The students in my child's class get along well.	4.02	4.17	4.24	0.07
There are sufficient opportunities for me to be involved in my child's school.	4.17	4.32	4.36	0.04
My child feels safe at school.	4.52	4.58	4.59	0.01
I am satisfied with our school's efforts to prevent bullying.	3.94	4.16	4.14	-0.02

Academic expectations at Benjamin Franklin are:



Forest Glen (Slide 1/3)

Strongly agree (5), Agree (4), Disagree (2), Strongly disagree (1)

Item	2014	2016	2018	Difference
I receive timely feedback when my child's achievement/behavior is below expectations.	3.95	3.98	4.18	0.20
I feel comfortable sharing ideas for school improvement with staff.	3.63	3.99	4.13	0.14
Staff members value my opinion.	3.96	4.20	4.33	0.13
The students in my child's class help each other learn.	4.05	4.11	4.22	0.11
I am proud of my child's school.	4.10	4.41	4.49	0.08
I feel welcome at my child's school.	4.05	4.42	4.49	0.07
My child has friends at school.	4.42	4.50	4.56	0.06
Overall, I am satisfied with the communication that comes from the school.	3.97	4.22	4.27	0.05
Parent/teacher conferences provide productive communication.	3.87	4.14	4.17	0.03

Forest Glen (Slide 2/3)

Strongly agree (5), Agree (4), Disagree (2), Strongly disagree (1)

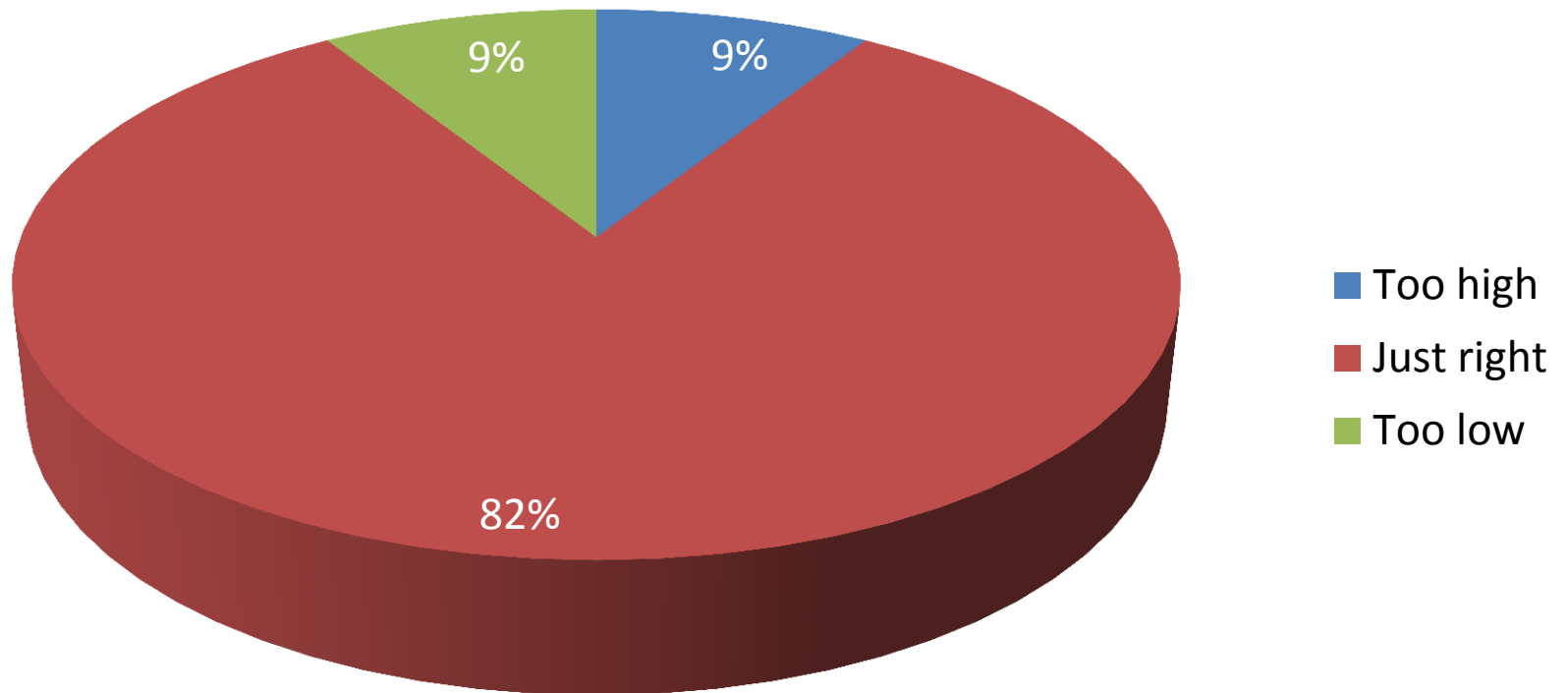
Item	2014	2016	2018	Difference
Technology is used effectively to support teaching and learning.	4.09	4.25	4.28	0.03
I am satisfied with our school's efforts to prevent bullying.	4.07	4.19	4.22	0.03
My child knows what is expected at school.	4.40	4.51	4.53	0.02
Rules and standards of student conduct are clearly defined.	4.36	4.39	4.41	0.02
The students in my child's class get along well.	4.20	4.21	4.20	-0.01
When my child has a problem at school, he/she knows how to get help.	3.95	4.05	4.04	-0.01
I believe school staff inspire my child's best efforts.	3.90	4.22	4.20	-0.02
My child has a positive relationship with at least one adult at school.	4.52	4.60	4.58	-0.02
Teachers personalize instruction to meet my child's needs.	3.63	4.01	3.99	-0.02

Forest Glen (Slide 3/3)

Strongly agree (5), Agree (4), Disagree (2), Strongly disagree (1)

Item	2014	2016	2018	Difference
My child enjoys going to school.	4.17	4.37	4.35	-0.02
My phone calls/emails to staff are returned promptly.	4.35	4.45	4.43	-0.02
There are sufficient opportunities for me to be involved in my child's school.	4.06	4.37	4.35	-0.02
I receive enough information to understand my child's progress.	3.67	4.01	3.98	-0.03
I know how to get school information when I need it.	4.27	4.37	4.34	-0.03
When conflicts among children occur, they are resolved quickly and fairly.	4.17	4.30	4.25	-0.05
School facilities are clean and well-kept.	4.36	4.46	4.40	-0.06
My child feels safe at school.	4.50	4.60	4.51	-0.09
Staff are willing to listen to parent concerns.	4.16	4.39	4.29	-0.10

Academic expectations at Forest Glen are:



Hadley Junior High (Slide 1/3)

Strongly agree (5), Agree (4), Disagree (2), Strongly disagree (1)

Item	2014	2016	2018	Difference
Parent/teacher conferences provide productive communication.	3.36	3.63	3.95	0.32
I receive enough information to understand my child's progress.	3.71	3.85	4.11	0.26
Overall, I am satisfied with the communication that comes from the school.	3.78	4.00	4.24	0.24
I am proud of my child's school.	3.85	4.09	4.31	0.22
I feel comfortable sharing ideas for school improvement with staff.	3.37	3.61	3.79	0.18
Teachers personalize instruction to meet my child's needs.	3.24	3.63	3.81	0.18
I feel welcome at my child's school.	3.71	4.07	4.25	0.18
I receive timely feedback when my child's achievement/behavior is below expectations.	3.63	3.87	4.05	0.18
I believe school staff inspire my child's best efforts.	3.64	3.91	4.08	0.17

Hadley Junior High (Slide 2/3)

Strongly agree (5), Agree (4), Disagree (2), Strongly disagree (1)

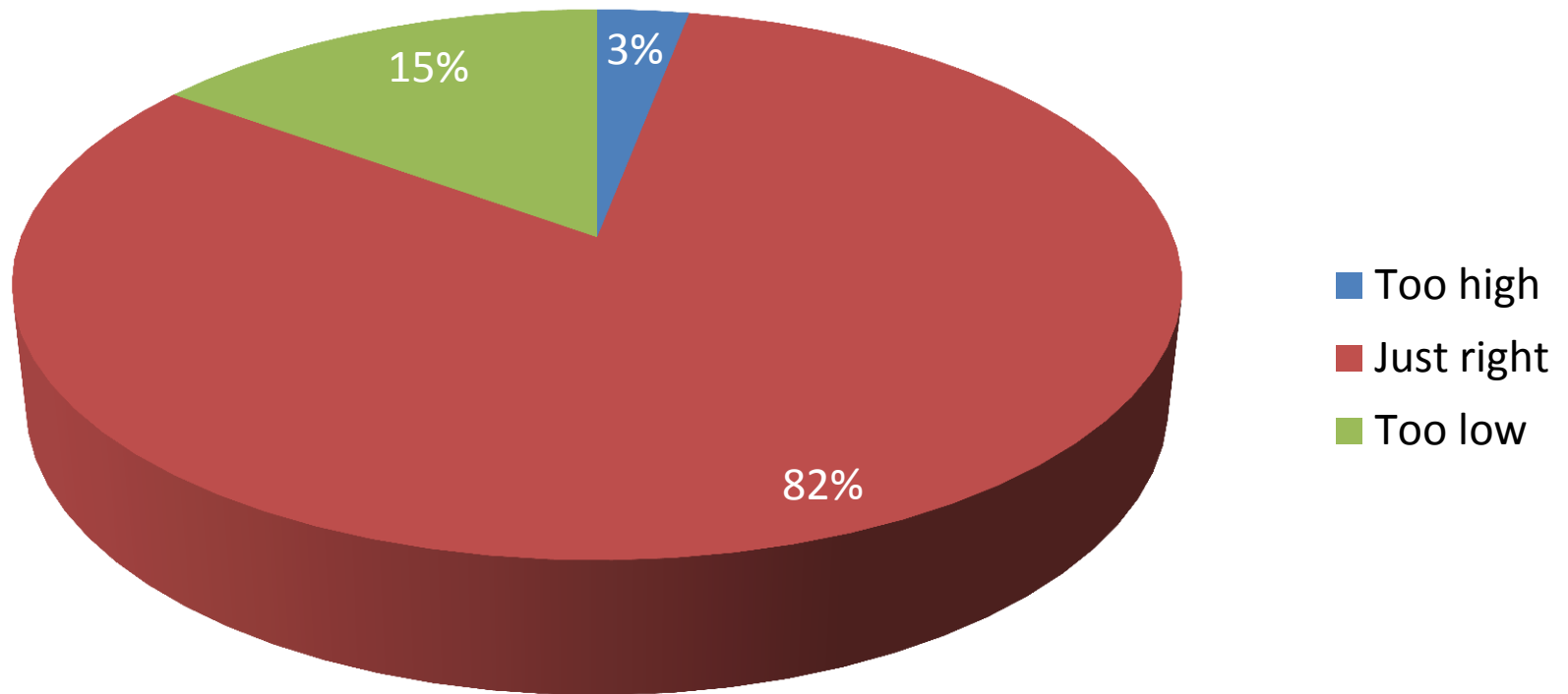
Item	2014	2016	2018	Difference
I know how to get school information when I need it.	4.04	4.14	4.30	0.16
Staff are willing to listen to parent concerns.	3.87	4.09	4.24	0.15
Staff members value my opinion.	3.58	3.97	4.08	0.11
There are sufficient opportunities for me to be involved in my child's school.	3.79	3.79	3.89	0.10
School facilities are clean and well-kept.	4.24	4.33	4.43	0.10
My phone calls/emails to staff are returned promptly.	3.95	4.19	4.27	0.08
Rules and standards of student conduct are clearly defined.	4.10	4.26	4.33	0.07
When my child has a problem at school, he/she knows how to get help.	3.86	4.03	4.09	0.06
My child knows what is expected at school.	4.27	4.40	4.45	0.05

Hadley Junior High (Slide 3/3)

Strongly agree (5), Agree (4), Disagree (2), Strongly disagree (1)

Item	2014	2016	2018	Difference
The students in my child's class get along well.	3.95	4.09	4.12	0.03
When conflicts among children occur, they are resolved quickly and fairly.	3.72	4.08	4.11	0.03
The students in my child's class help each other learn.	3.75	4.02	4.03	0.01
Technology is used effectively to support teaching and learning.	3.96	4.14	4.14	0.00
I am satisfied with our school's efforts to prevent bullying.	3.73	4.01	4.00	-0.01
My child has friends at school.	4.34	4.47	4.46	-0.01
My child feels safe at school.	4.26	4.41	4.38	-0.03
My child has a positive relationship with at least one adult at school.	4.23	4.46	4.41	-0.05
My child enjoys going to school.	3.88	4.17	4.09	-0.08

Academic expectations at Hadley Junior High are:



Overall Satisfaction

Overall Satisfaction

Excellent (4), Good (3), Fair (2), Poor (1)

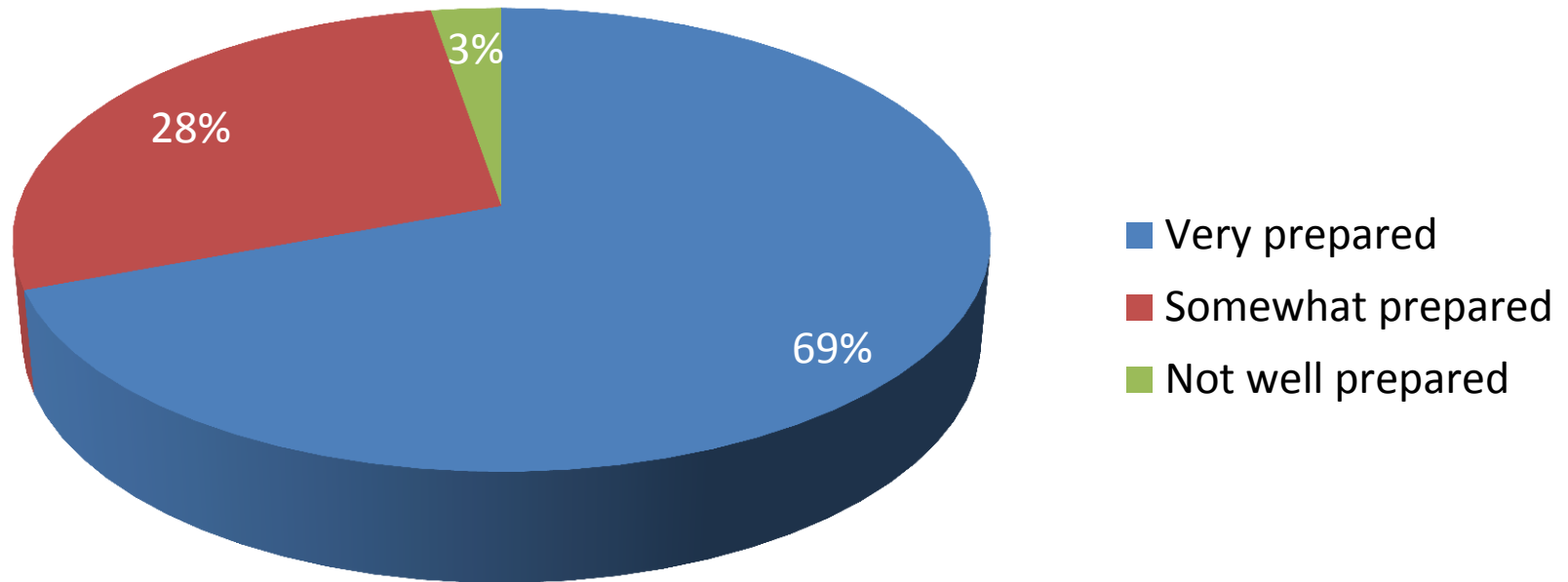
Item	% Excellent/ Good	Average (n)	2016	Difference
District Administration	84%	3.11 (786)	2.89	0.22
Principals	93%	3.49 (855)	3.30	0.19
Support Staff (Secretaries/Food Service/Aides/Custodians)	96%	3.50 (832)	3.46	0.04
Teachers	96%	3.53 (862)	3.51	0.02
Board of Education	60%	2.58 (789)	2.74	-0.16

Overall Satisfaction

Strongly agree (5), Agree (4), Disagree (2), Strongly disagree (1)

Item	% Strongly agree/ Agree	Average (n)	2016	Difference
District 41 uses its money and resources well.	83%	3.86 (744)	3.61	0.25
Overall, I am satisfied with District 41 academics.	92%	4.17 (845)	3.95	0.22
District 41 does a good job meeting the needs of Special Education students.	84%	3.91 (442)	3.72	0.19
District 41 does a good job meeting the needs of all students.	89%	3.99 (754)	3.82	0.17
District 41 does a good job preparing children for the future.	94%	4.14 (828)	3.97	0.17
Overall, I am satisfied with District 41.	94%	4.17 (839)	4.01	0.16
Overall, I am satisfied with District 41 facilities.	87%	3.99 (849)	3.86	0.13
District 41 provides adequate space for students.	75%	3.64 (826)	3.55	0.09
District 41 does a good job meeting the needs of English Language Learners.	95%	4.25 (436)	4.27	-0.02

How well do you feel your child(ren) are prepared for their next grade level?



Thank you!